FGI00777
FRONDA SOSPENSIONE
rev:0

STILNOVO

DALI

- CZ160CBBMDI
- CZ160CBBMDW
- CZ160CWHMDI
- CZ160CWHMDW
- CZ160CMTMDI
- CZ160CMTMDW



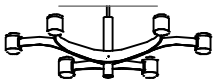

- CZ159CBBMDI
- CZ159CBBMDW
- CZ159CWHMDI
- CZ159CWHMDW
- CZ159CMTMDI
- CZ159CMTMDW

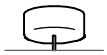

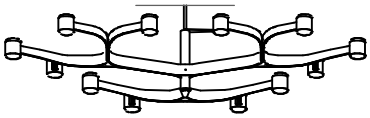

- CZ158CBBMDI
- CZ158CBBMDW
- CZ158CWHMDI
- CZ158CWHMDW
- CZ158CMTMDI
- CZ158CMTMDW

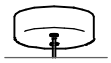

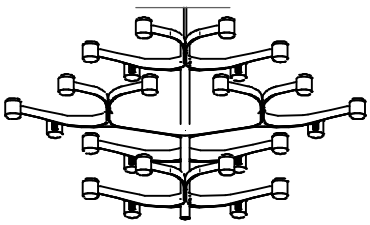

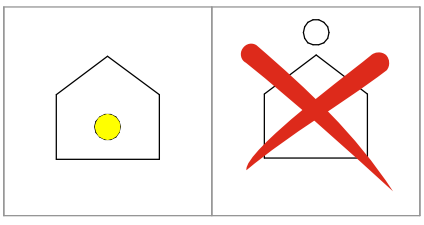



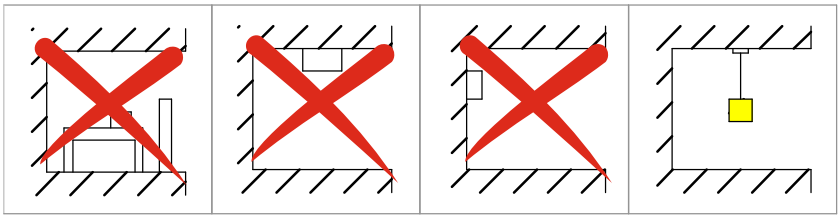

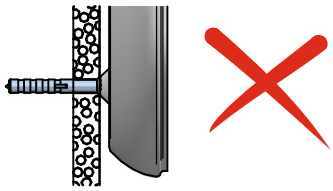

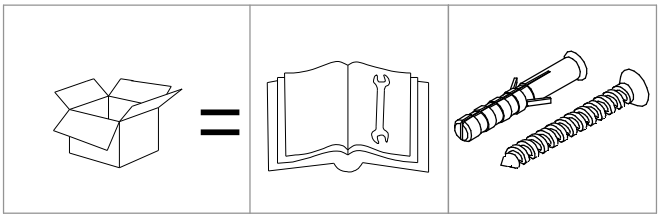

ATTENZIONE
PER L'INSTALLAZIONE E UTILIZZO DELL'APPARECCHIO ATTENERSI ALLE ISTRUZIONI DI SEGUITO.
QUALSIASI VARIANTE DEVE ESSERE CONCORDATA CON L'AZIENDA PER NON PERDERE LA GARANZIA

FGI00777
FRONDA SOSPENSIONE
rev:0

linea light

STILNOVO

1

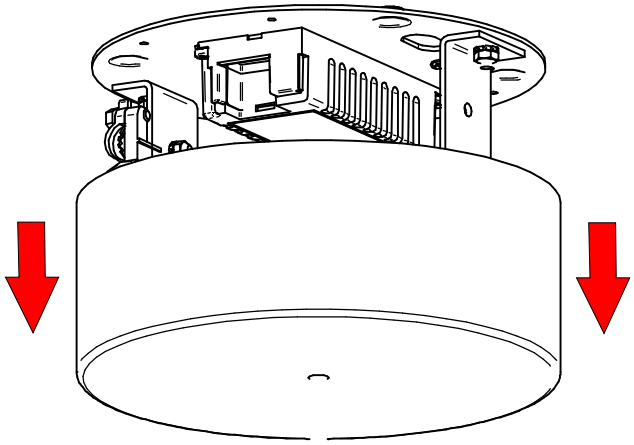

2

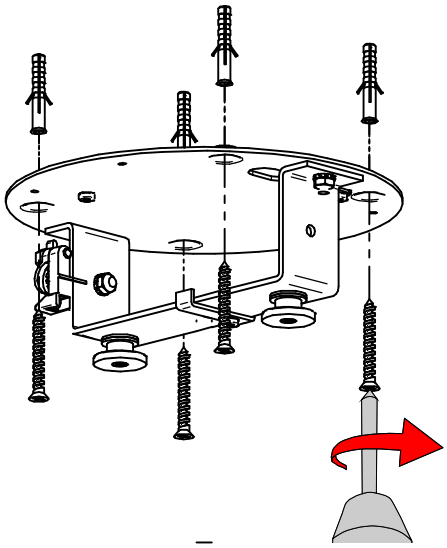

CZ160 - - - + CZ159 - - -

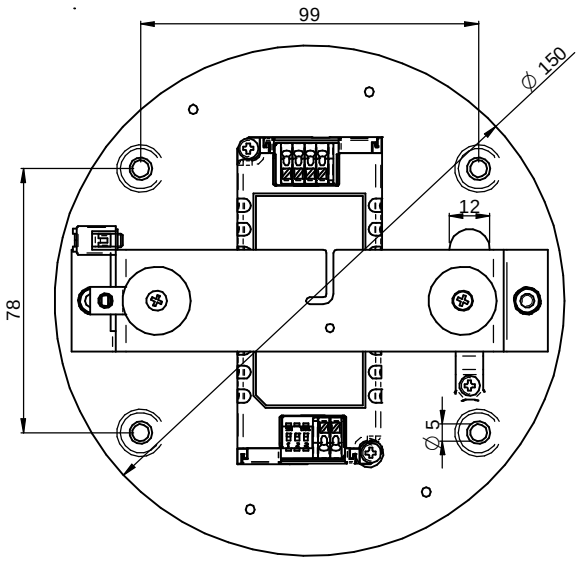

CZ158 - - - - - -

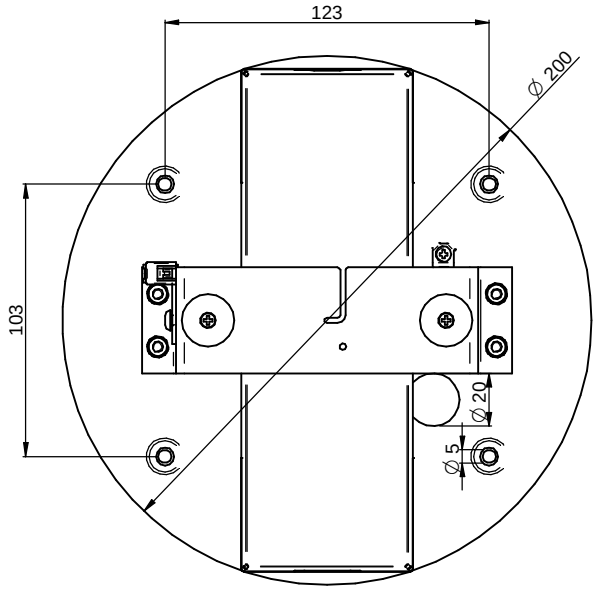

3

USE ELECTRICAL TAPE TO MARK THE DESIRED HEIGHT AND CUT HALFWAY ACROSS THE TAPE TO PREVENT STRINGING OF THE OUTER CABLE COVER.



4

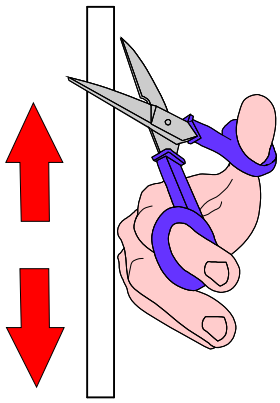

CUT AT DESIRED HEIGHT. USE APPROPRIATE GEAR TO CUT THE CABLE.



5a

CZ160 - - -
CZ159 - - -



5b CZ158 - - -



6

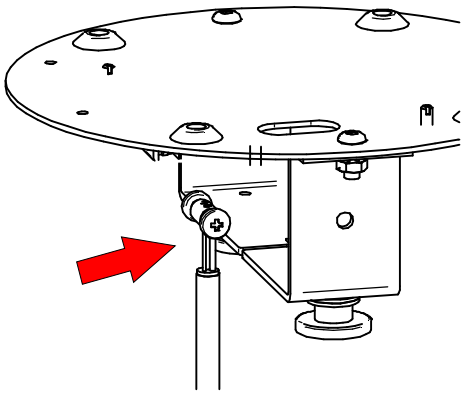

7

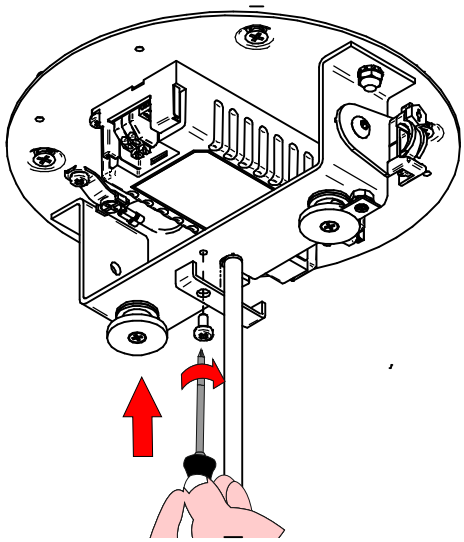

8

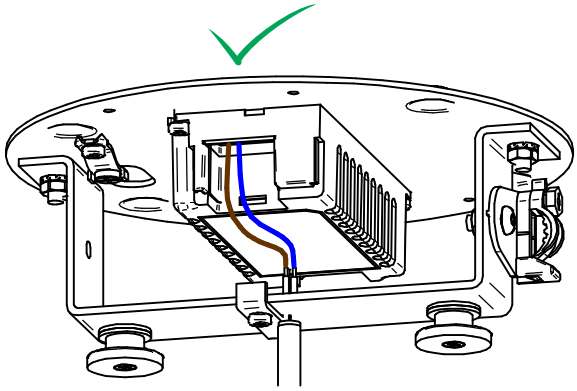

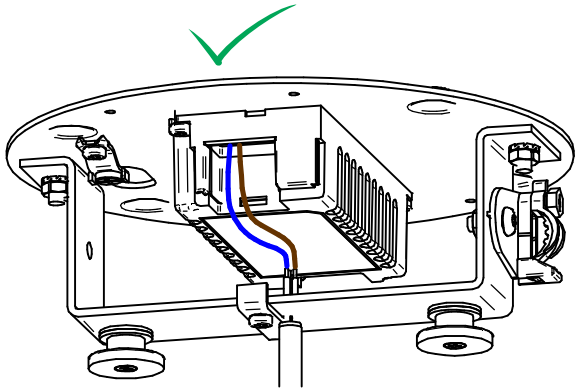

9

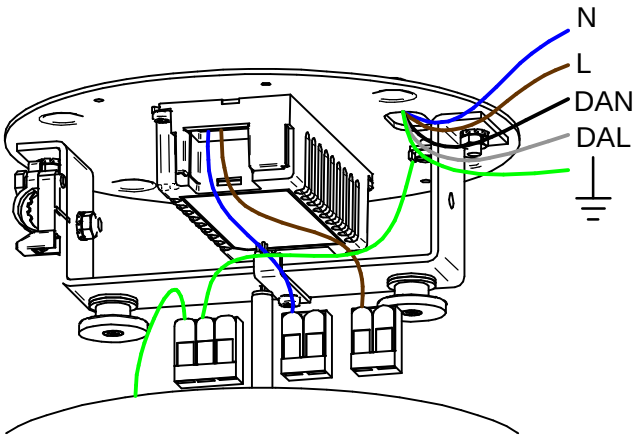

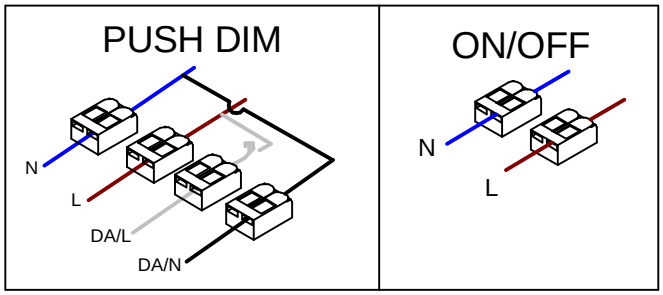

10

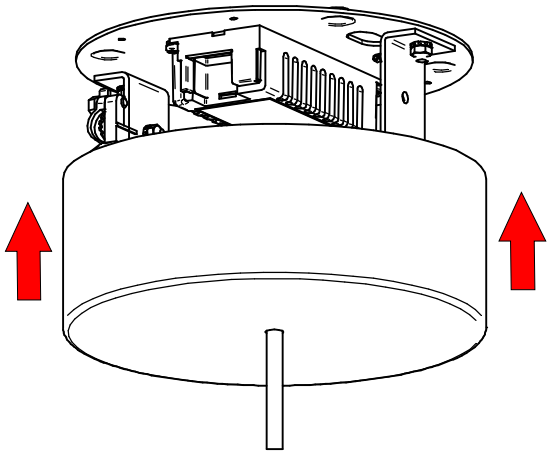

ISTRUZIONI PER IL LAVAGGIO DELL'APPARECCHIO D'ILLUMINAZIONE
LUMINAIRE CARE INSTRUCTIONS
ISTRUCCIONES PARA LIMPIAR LA LUMINARA
INSTRUCTIONS POUR LE LAVAGE DE L'APPAREIL D'ECLAIRAGE
ANLEITUNG ZUR REINIGUNG DES BELEUCHTUNGSGERATS





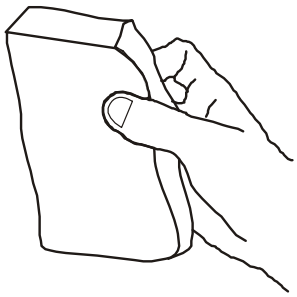

IT - ATTENZIONE!!!

Lavare la superficie della lampada
con panno umido, utilizzando solo acqua
e sapone neutro.

EN - WARNING!!!

Wipe clean with a cloth damped in
water with neutral detergent.

ES - ATENCION!!!

Limpie la superficie de la làmpara con
un pano humedecido con agua y jabon
neutro.

FR - ATTENTION!!!

Laver la surface de la lampe
a l'aide d'un chiffon humide et en utilisant
seulement de l'eau et du savon neutre.

DE - ACHTUNG!!!

Die Lampenoberfläche mit einem
feuchten lappen reinigen. De lappen mit
wasser und neutralseife befeuchten.

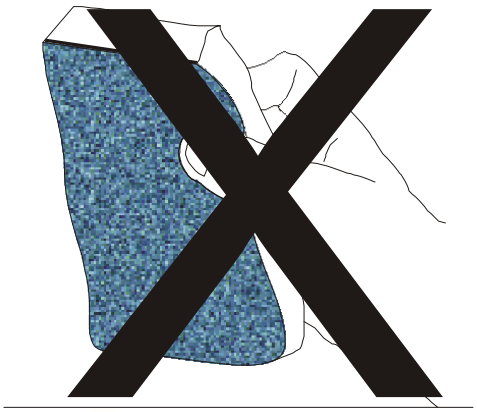



IT - ATTENZIONE!!!

Non utilizzare panni abrasivi
e/o solventi.

EN - WARNING!!!

Avoiding the use of chemical
solvents and/or abrasive cloths.

ES - ATENCION!!!

No utilizar panos abrasivos
y solventes.

FR - ATTENTION!!!

Ne pas utiliser de chiffons
abrasifs ou de dissolvants.

DE - ACHTUNG!!!

Abschleifende tuche und/oder
losungmittel nicht benutzen.