FGI00754
NIDO SOSPENSIONE
rev:0

linea light

STILNOVO

☐ CZ010DWTMDI
■ CZ010DLKMDI
▒ CZ010DMUMDI

☐ CZ011DWTMDI
■ CZ011DLKMDI
▒ CZ011DMUMDI

☐ CZ012DWTMDI
■ CZ012DLKMDI
▒ CZ012DMUMDI

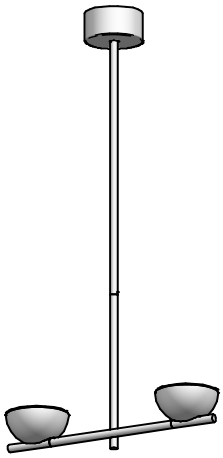

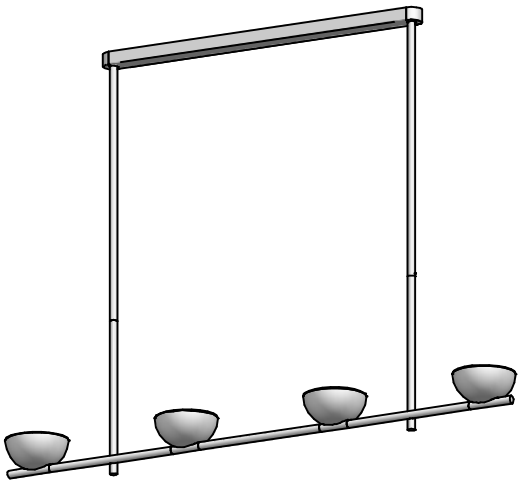

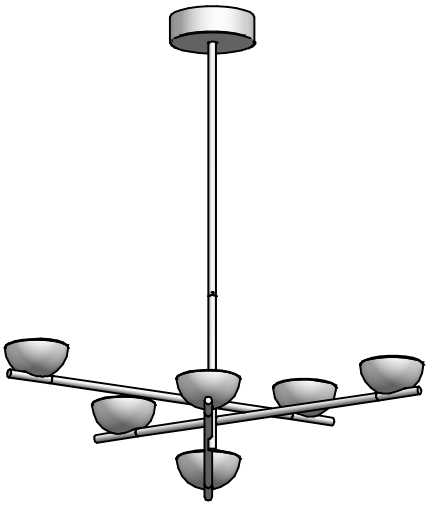

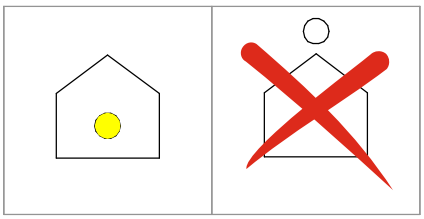

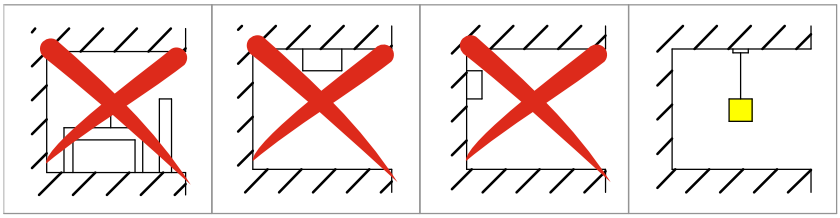

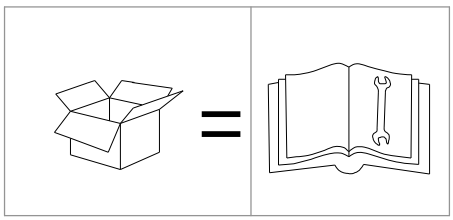

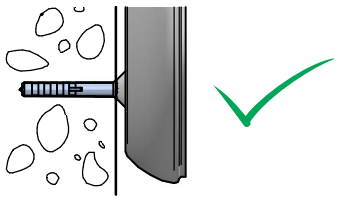

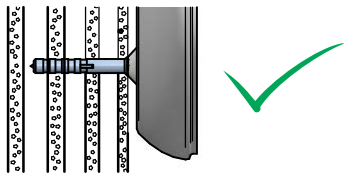

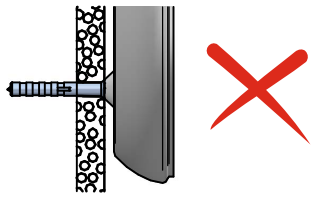

ATTENZIONE
PER L'INSTALLAZIONE E UTILIZZO DELL'APPARECCHIO
ATTENERSI ALLE ISTRUZIONI DI SEGUITO.
QUALSIASI VARIANTE DEVE ESSERE CONCORDATA
CON L'AZIENDA PER NON PERDERE LA GARANZIA

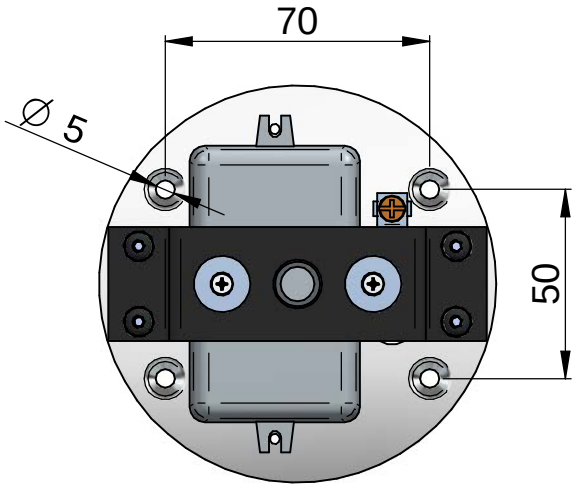

- ☐ CZ010DWTMDI
- ■ CZ010DLKMDI
- ▒ CZ010DMUMDI

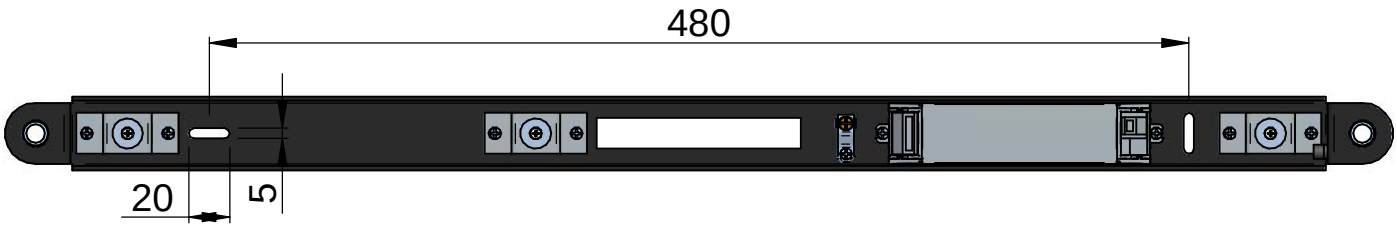

- ☐ CZ011DWTMDI
- ■ CZ011DLKMDI
- ▒ CZ011DMUMDI

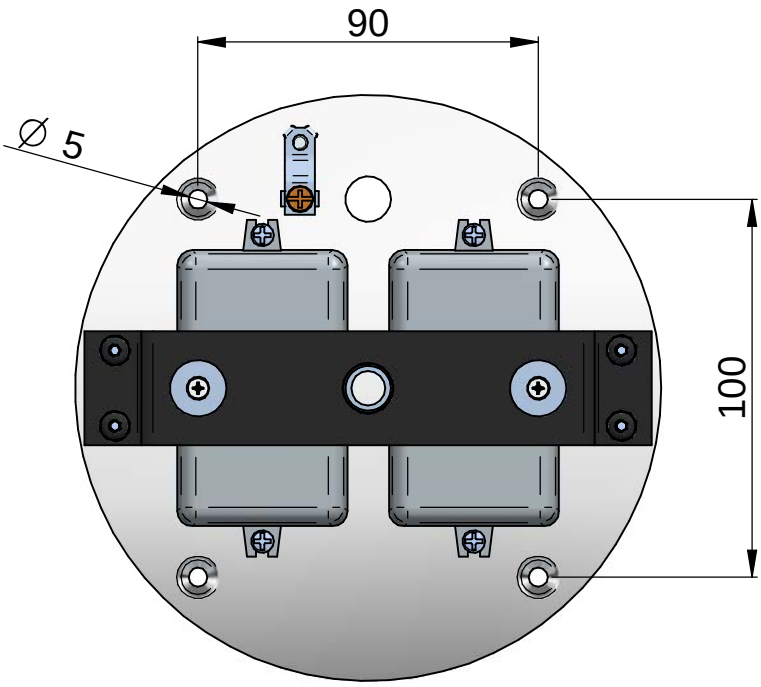

- ☐ CZ012DWTMDI
- ■ CZ012DLKMDI
- ▒ CZ012DMUMDI

1

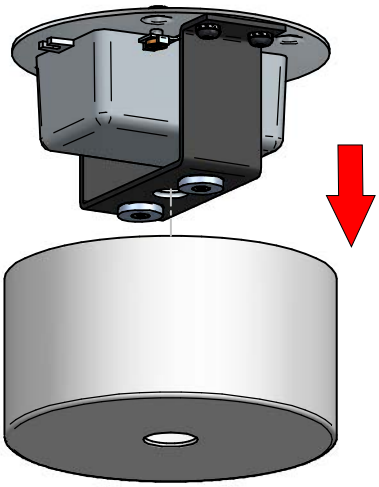

2

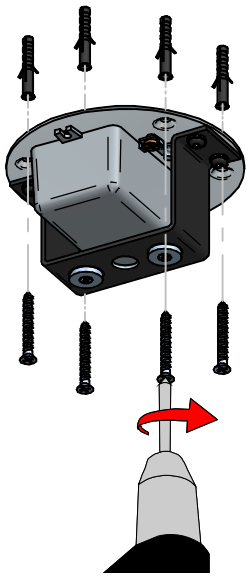

3

☐ CZ010DWTMDI

■ CZ010DLKMDI

▒ CZ010DMUMDI

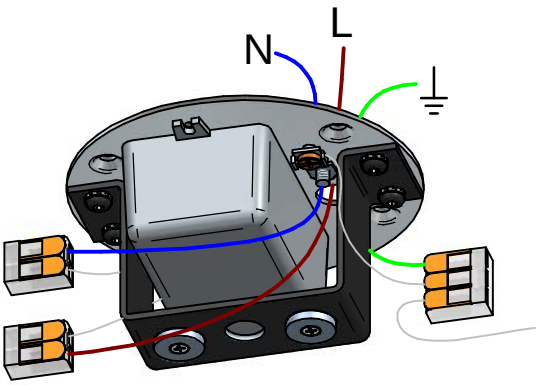

☐ CZ012DWTMDI

■ CZ012DLKMDI

▒ CZ012DMUMDI

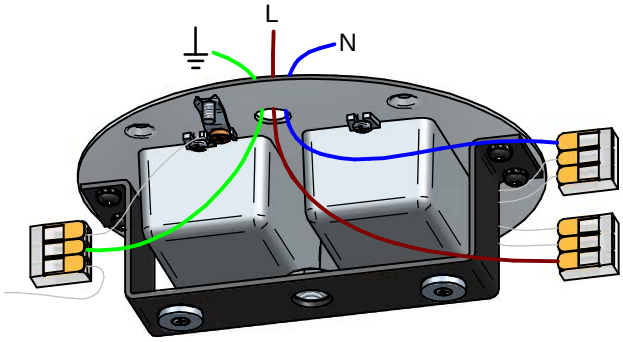

☐ CZ010DWTMDI

■ CZ010DLKMDI

▒ CZ010DMUMDI

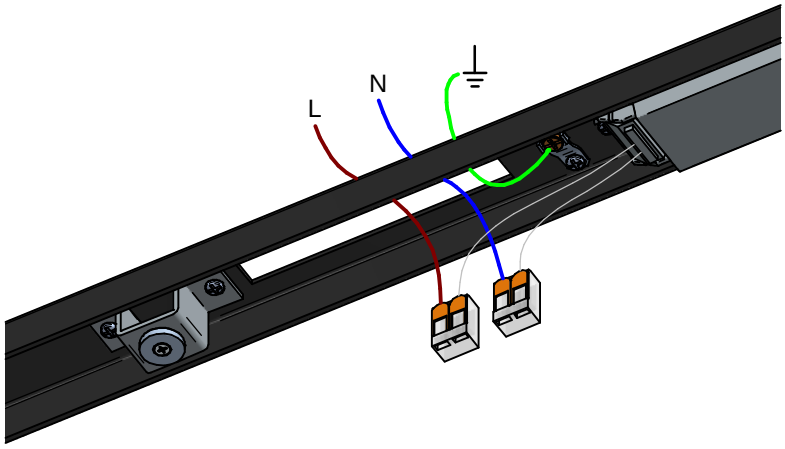

4

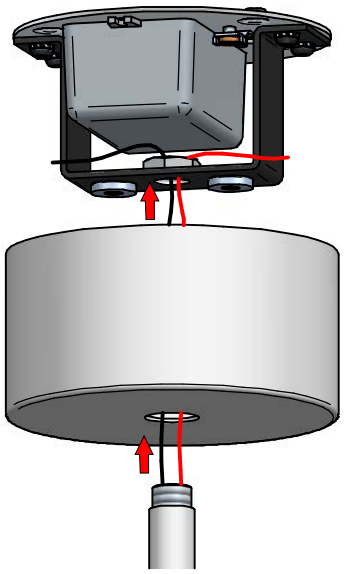

5

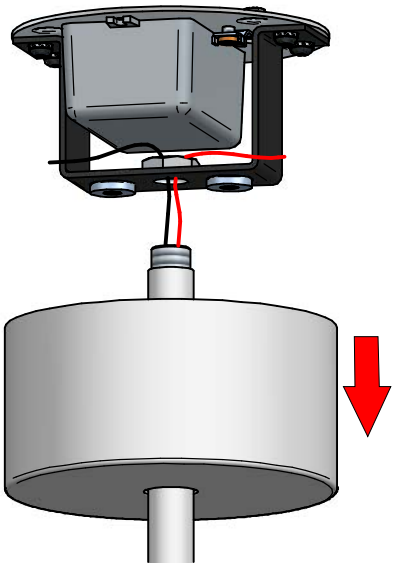

6

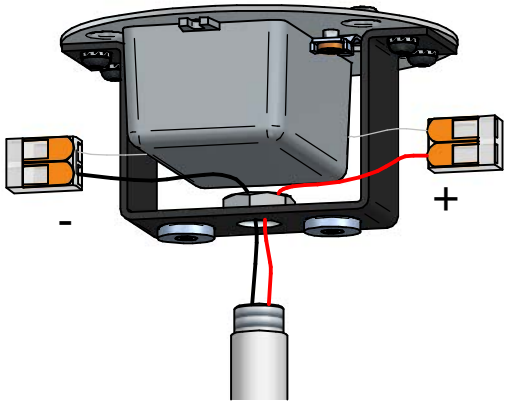

7

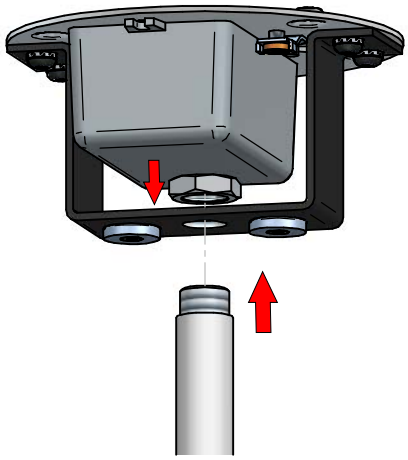

8

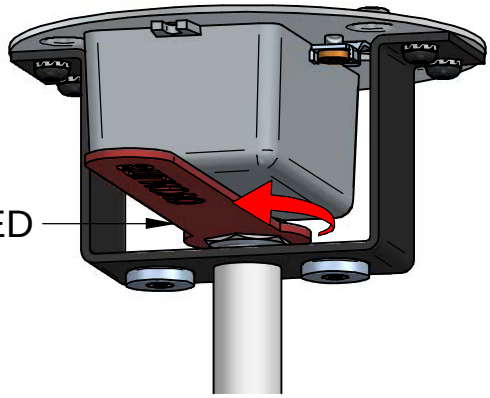

9

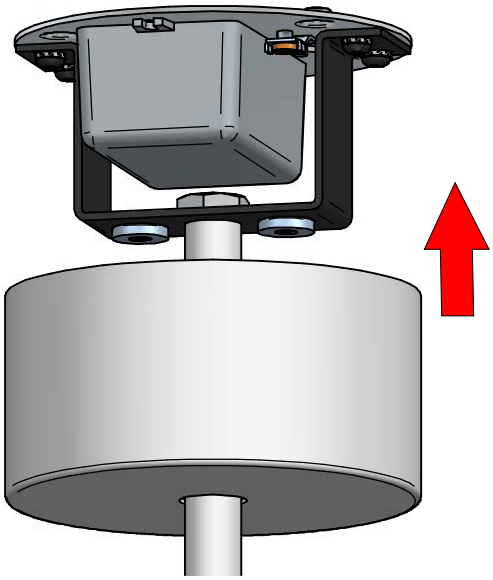

ISTRUZIONI PER IL LAVAGGIO DELL'APPARECCHIO D'ILLUMINAZIONE
LUMINAIRE CARE INSTRUCTIONS
ISTRUCCIONES PARA LIMPIAR LA LUMINARA
INSTRUCTIONS POUR LE LAVAGE DE L'APPAREIL D'ECLAIRAGE
ANLEITUNG ZUR REINIGUNG DES BELEUCHTUNGSGERATS





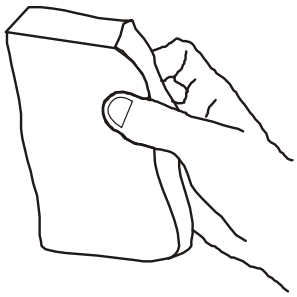

IT - ATTENZIONE!!!

Lavare la superficie della lampada
con panno umido, utilizzando solo acqua
e sapone neutro.

EN - WARNING!!!

Wipe clean with a cloth damped in
water with neutral detergent.

ES - ATENCION!!!

Limpie la superficie de la làmpara con
un pano humedecido con agua y jabon
neutro.

FR - ATTENTION!!!

Laver la surface de la lampe
a l'aide d'un chiffon humide et en utilisant
seulement de l'eau et du savon neutre.

DE - ACHTUNG!!!

Die Lampenoberfläche mit einem
feuchten lappen reinigen. De lappen mit
wasser und neutralseife befeuchten.

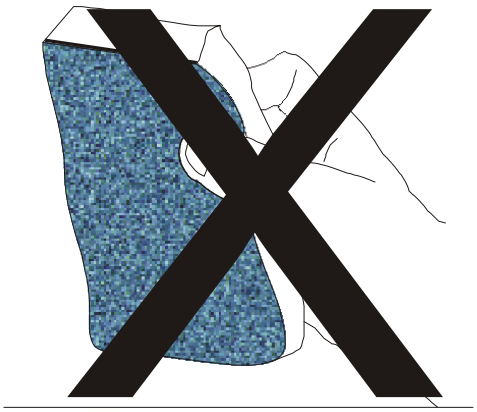



IT - ATTENZIONE!!!

Non utilizzare panni abrasivi
e/o solventi.

EN - WARNING!!!

Avoiding the use of chemical
solvents and/or abrasive cloths.

ES - ATENCION!!!

No utilizar panos abrasivos
y solventes.

FR - ATTENTION!!!

Ne pas utiliser de chiffons
abrasifs ou de dissolvants.

DE - ACHTUNG!!!

Abschleifende tuche und/oder
losungmittel nicht benutzen.