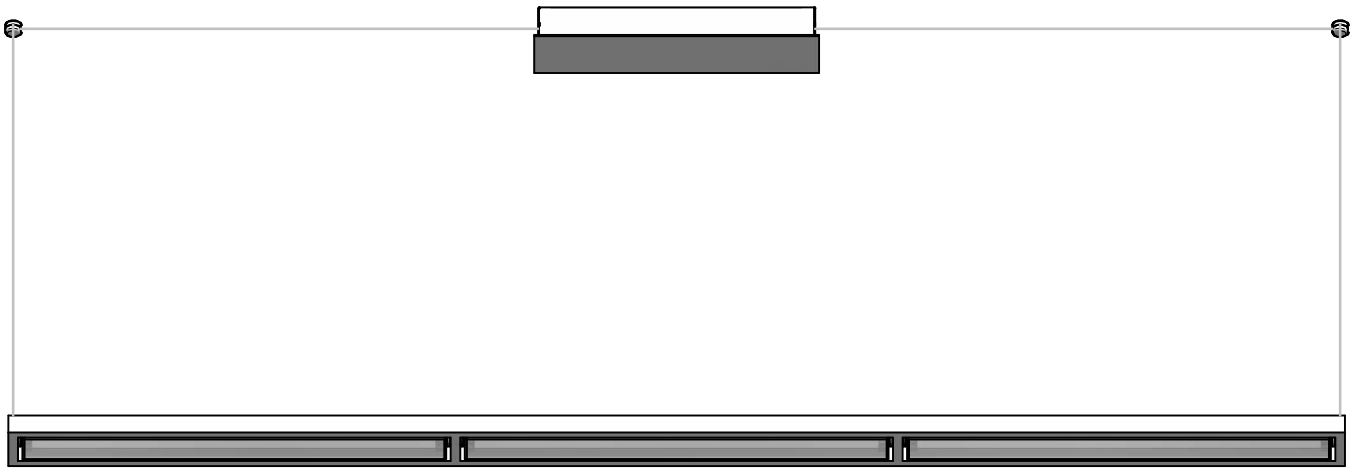

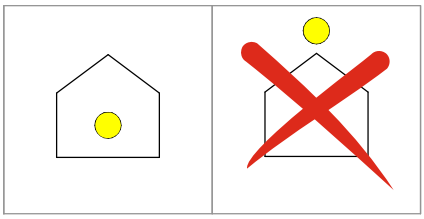

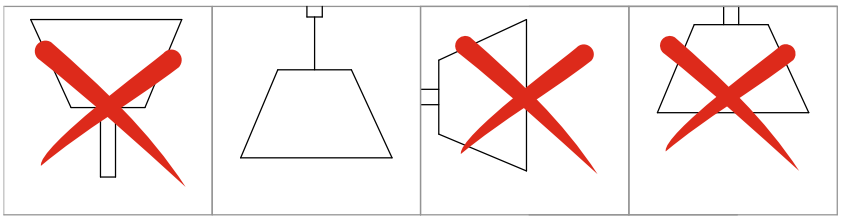

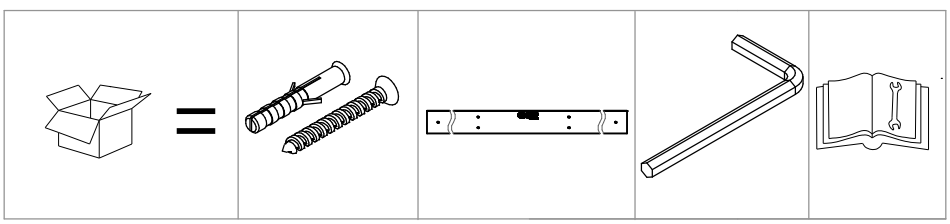

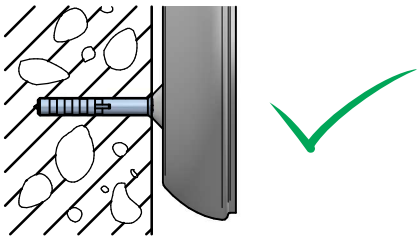

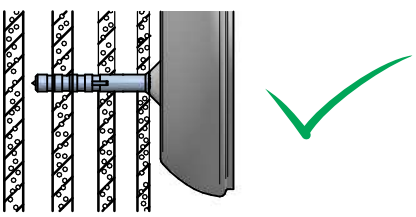

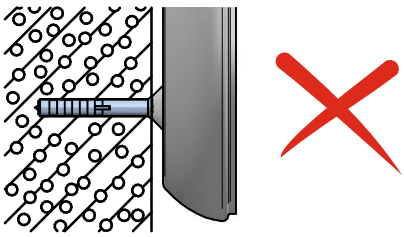

1

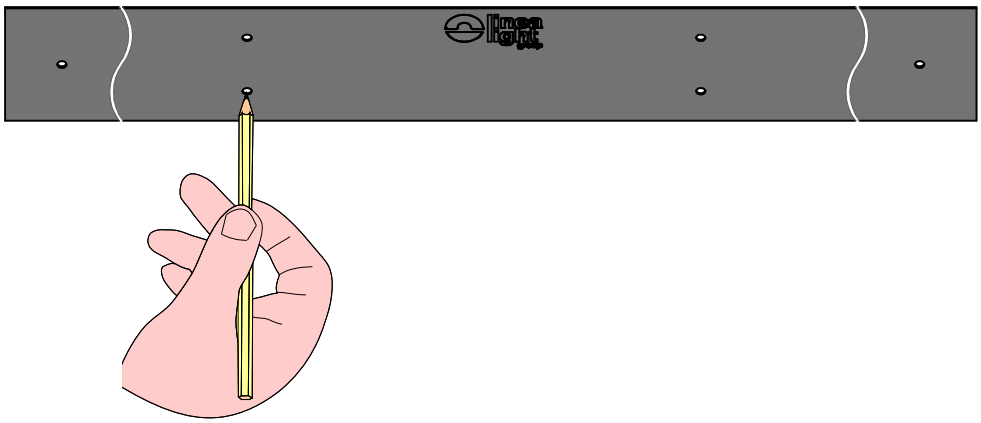

2

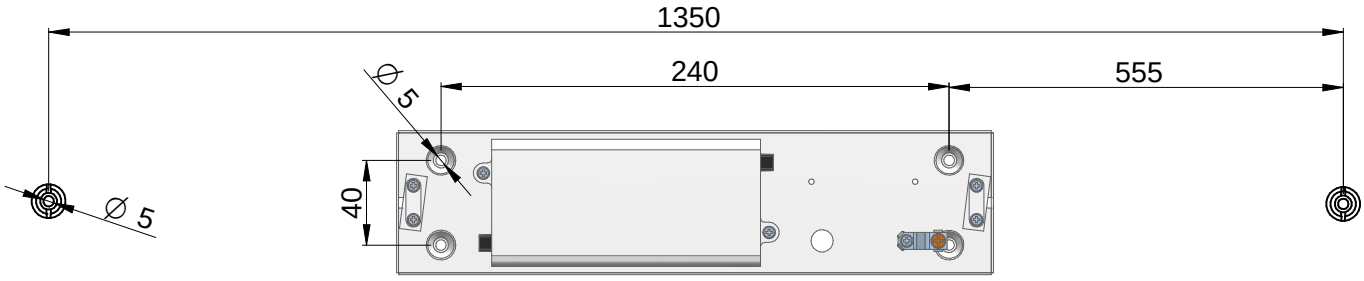

3

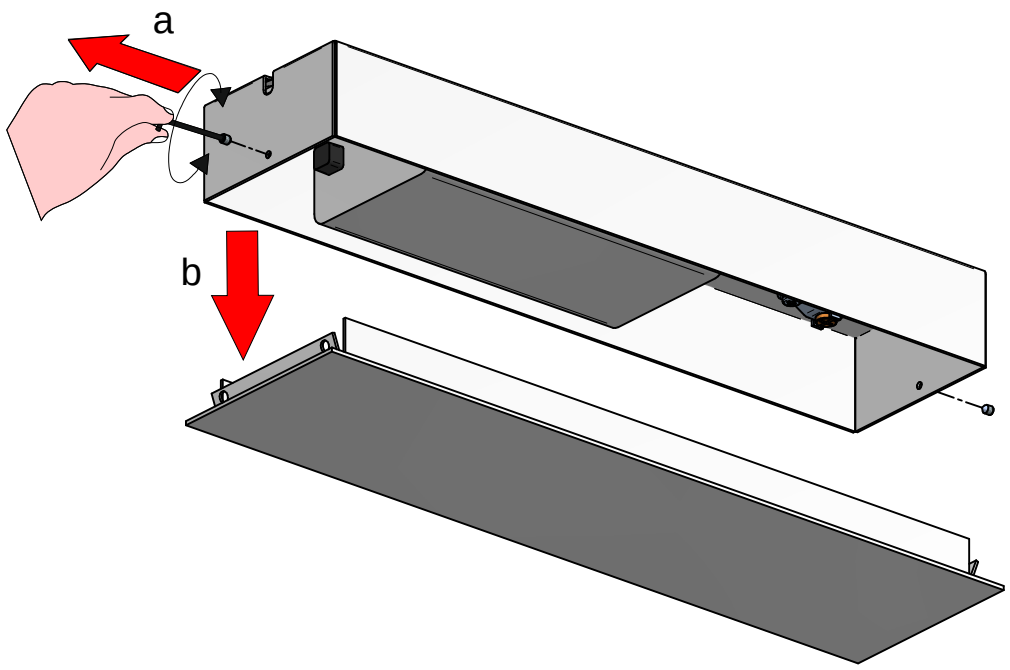

4

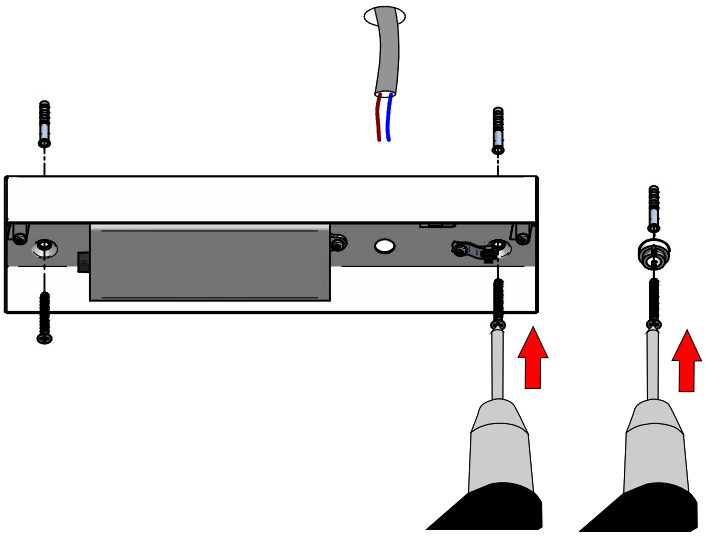

5

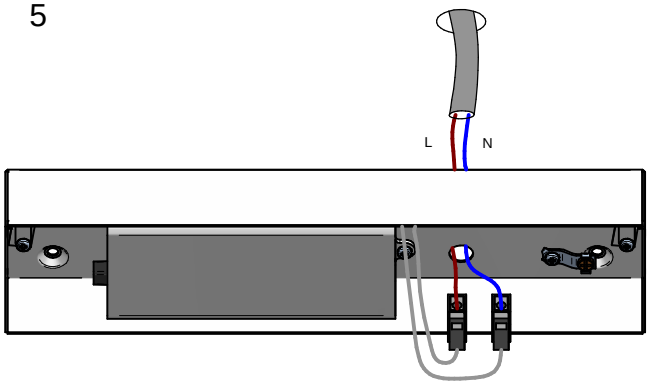

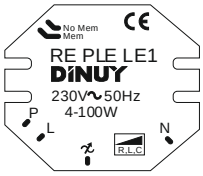

KIT0026
Phase Cut Kit

6

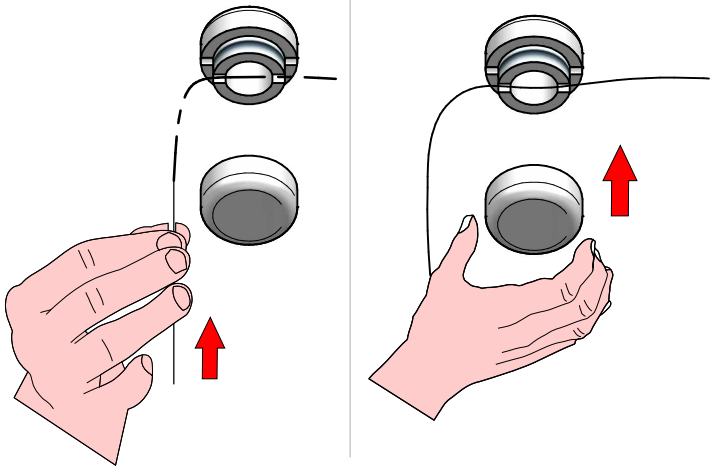

7

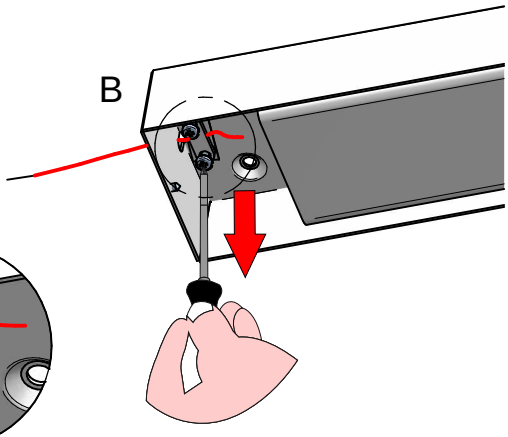

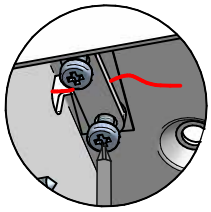

DETTAGLIO B

8

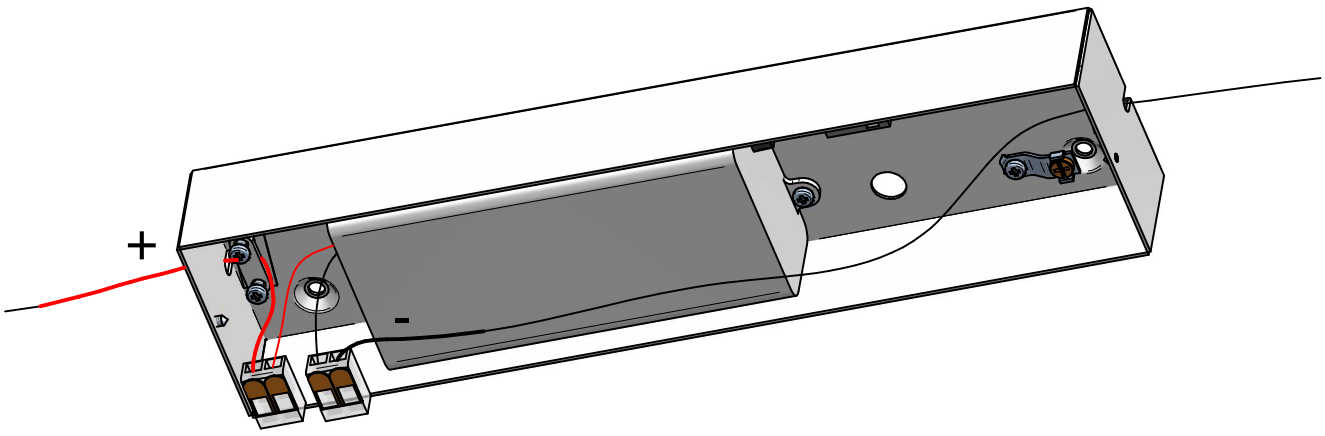

9

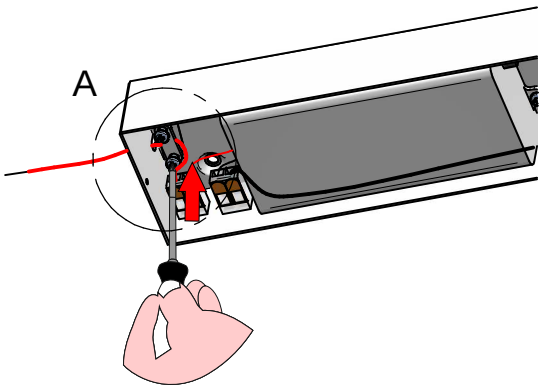

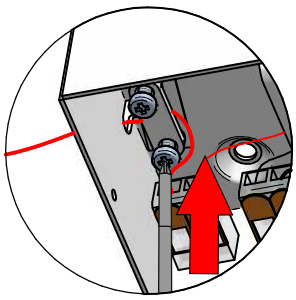

DETTAGLIO A

10

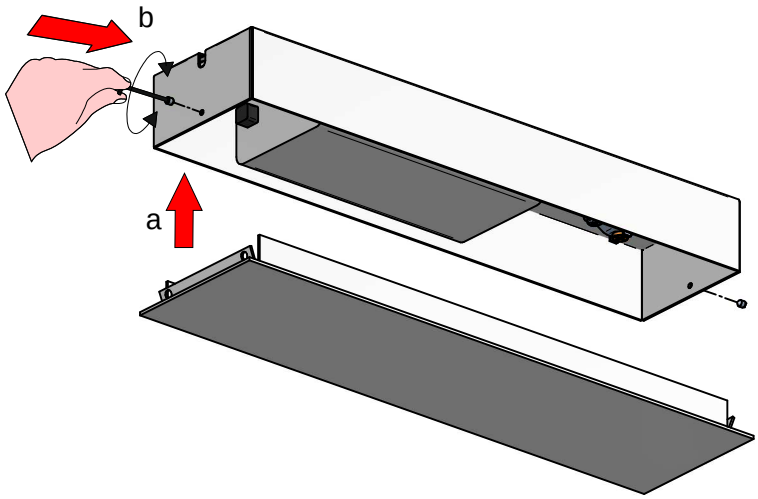

11

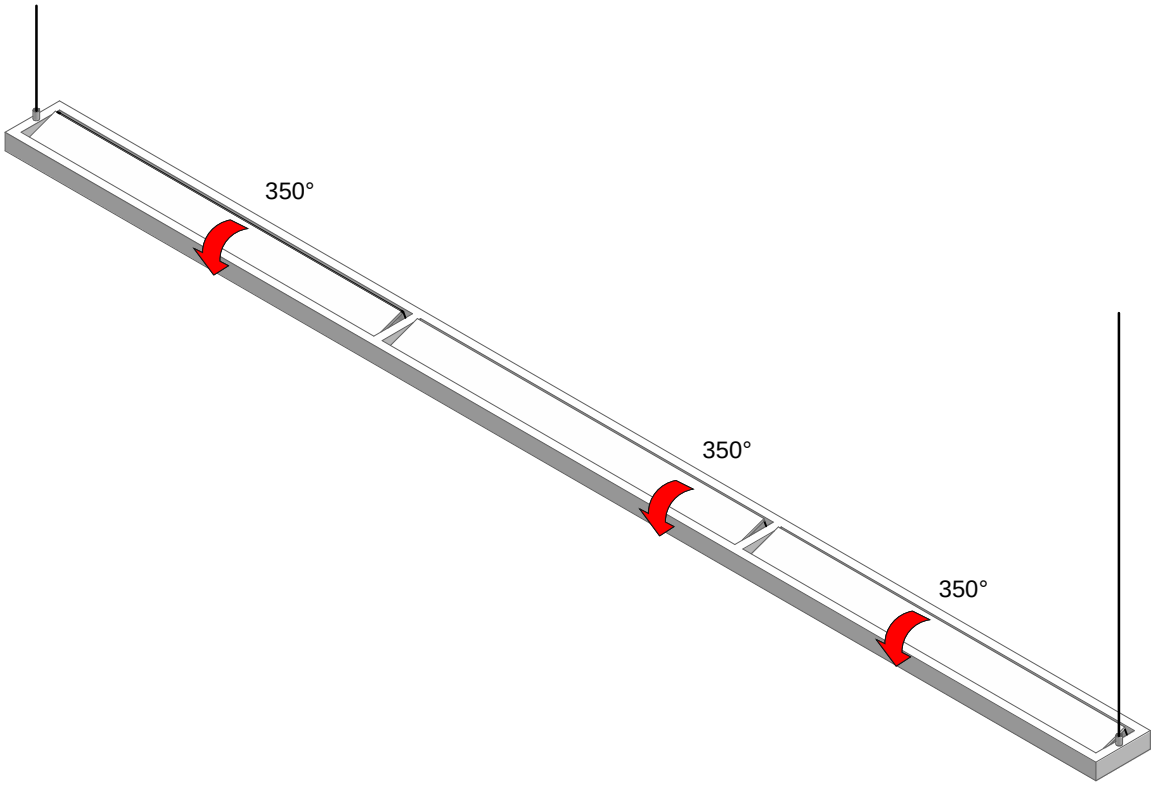

KIT0080 - CASAMBI



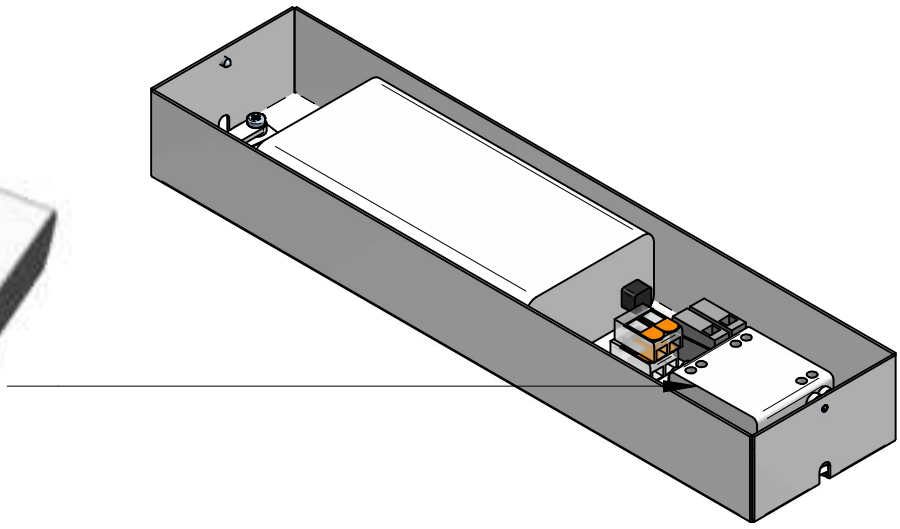

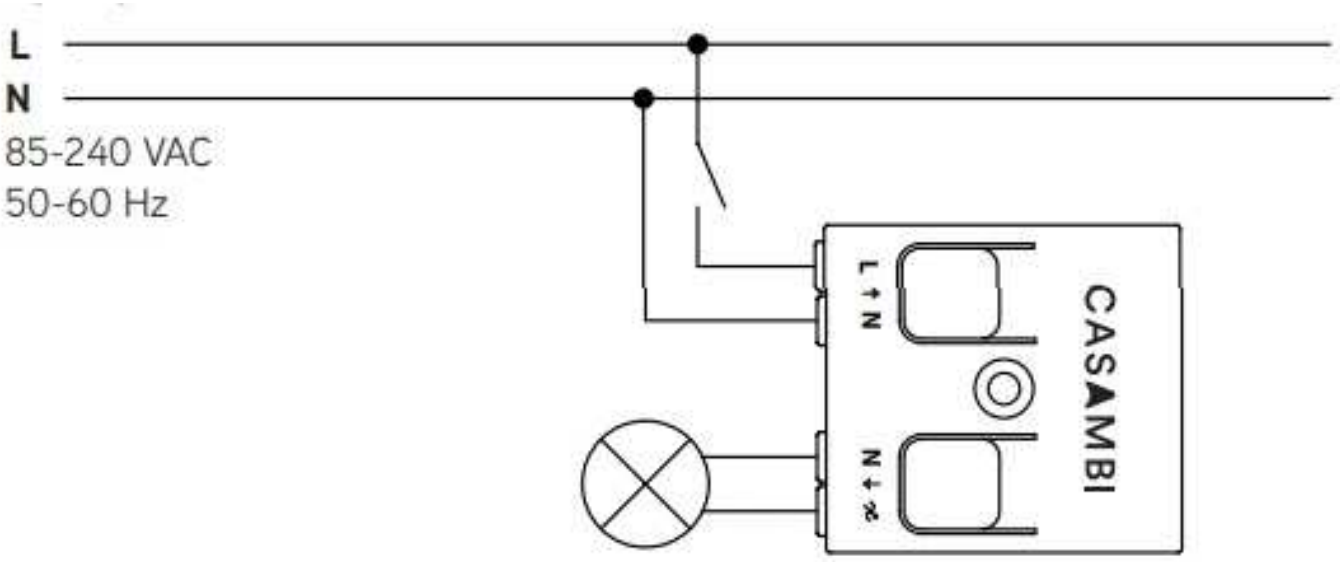



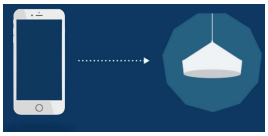







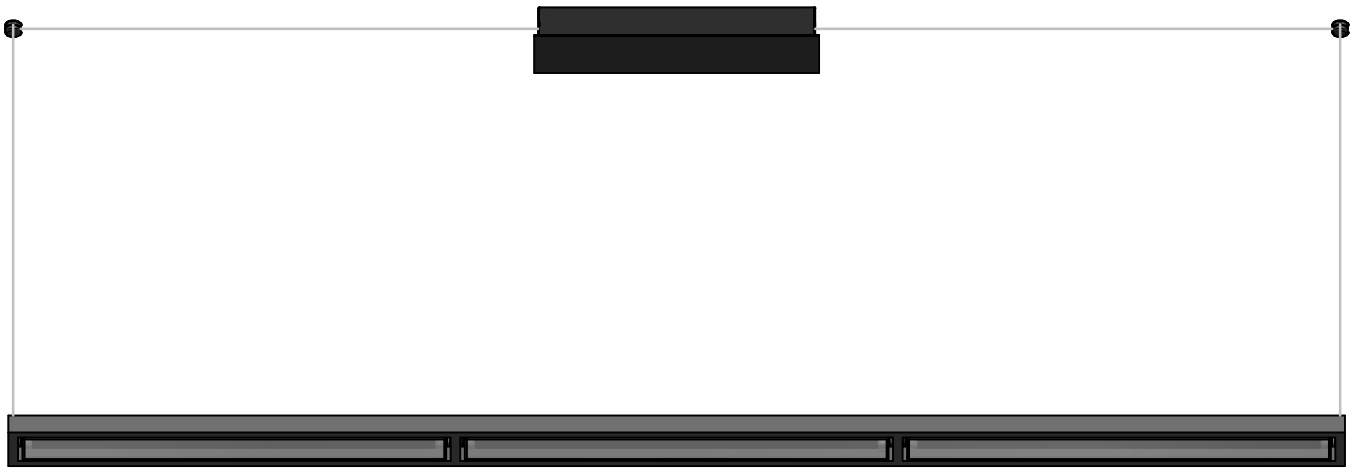

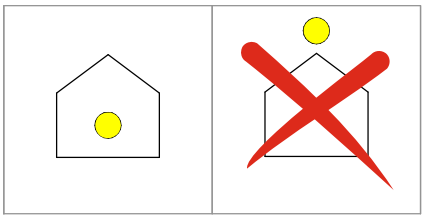

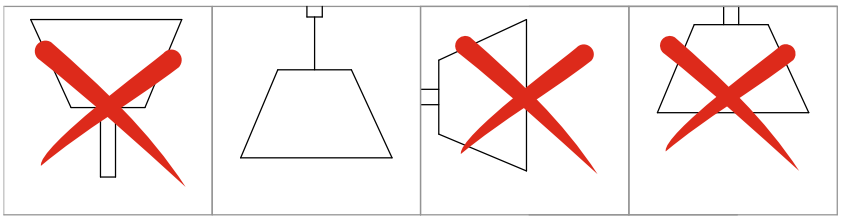

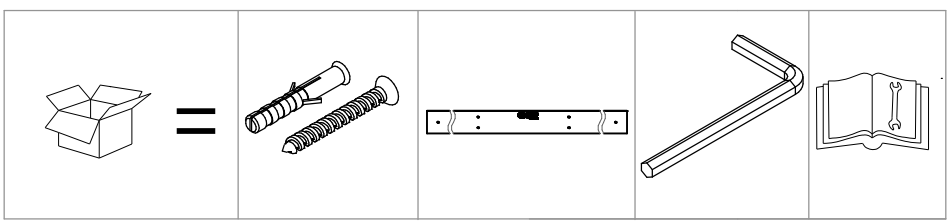

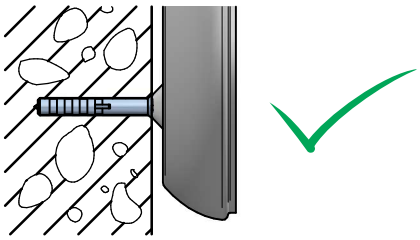

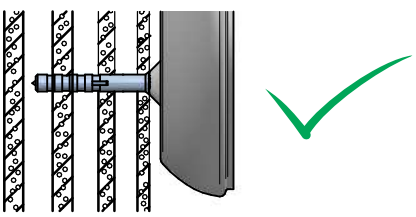

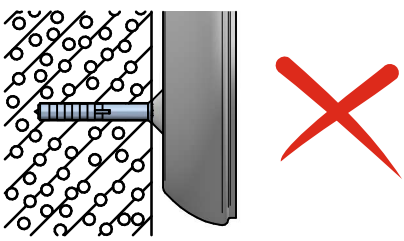

1

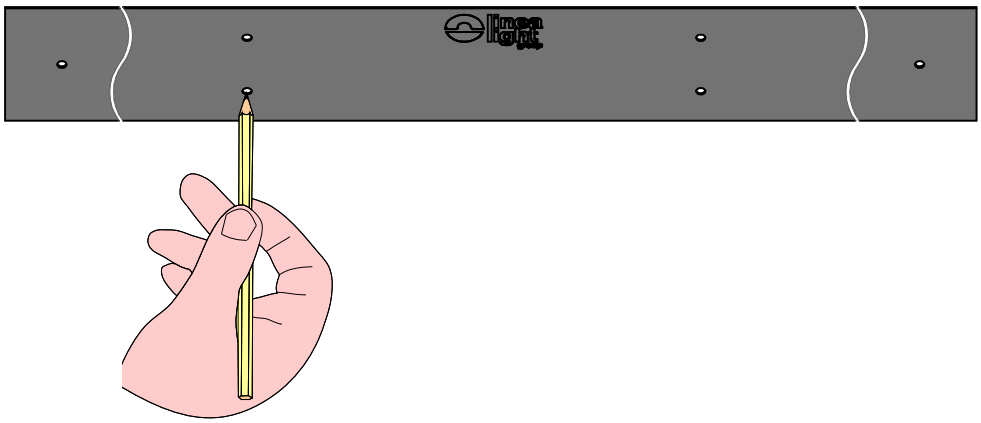

2

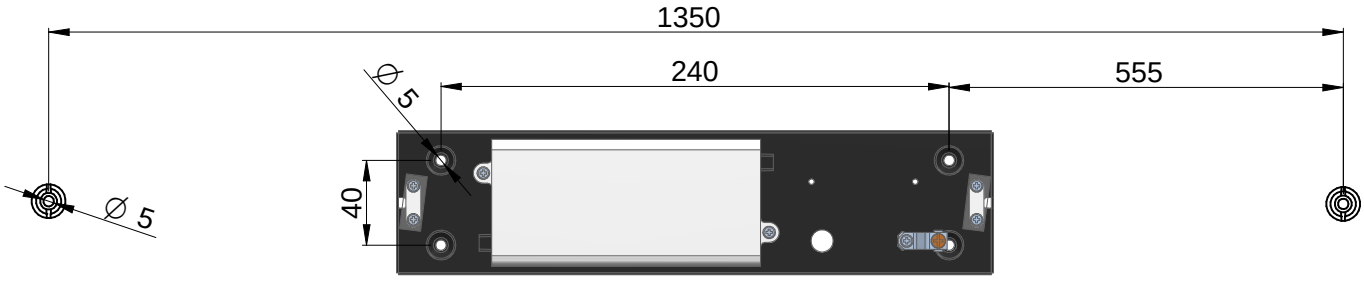

3

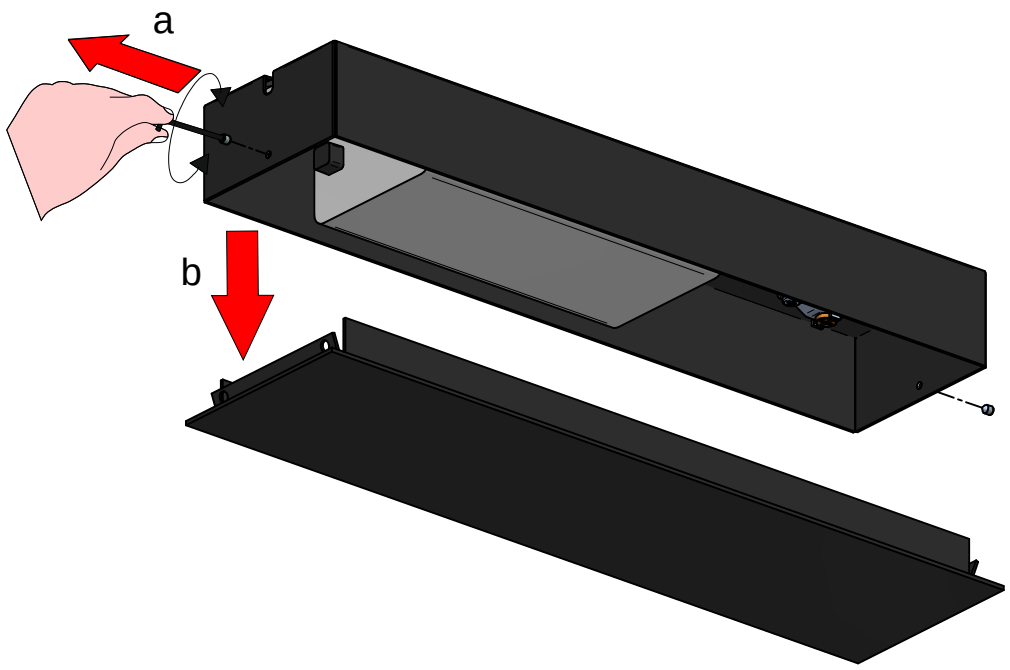

4

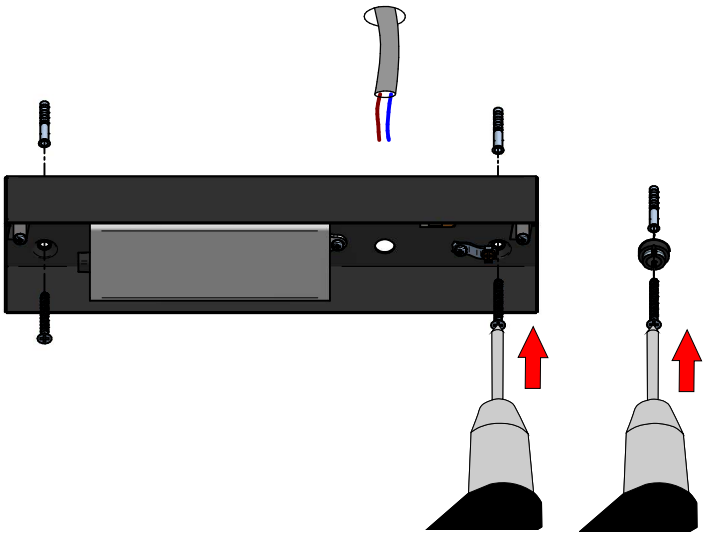

5

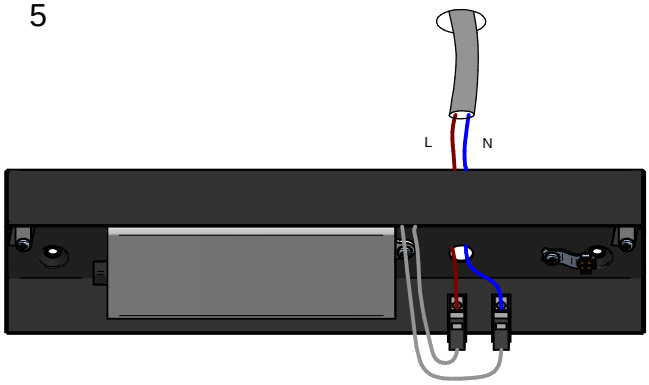

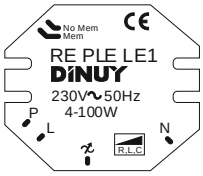

KIT0026
Phase Cut Kit

6

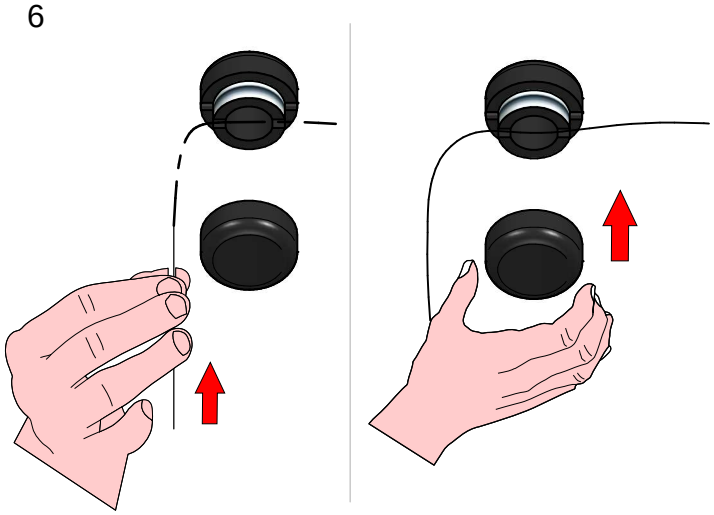

7

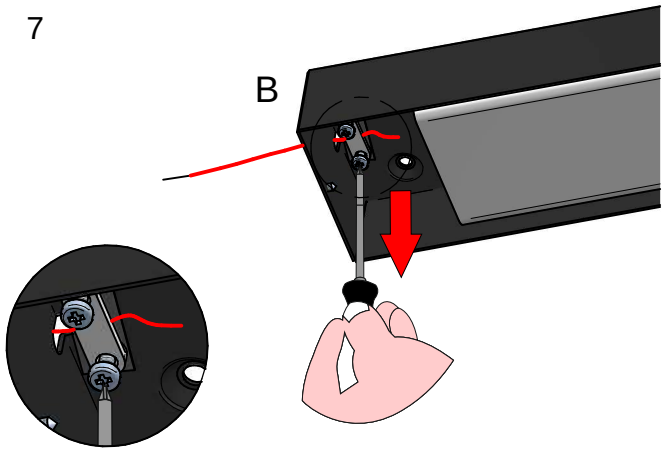

DETTAGLIO B

8

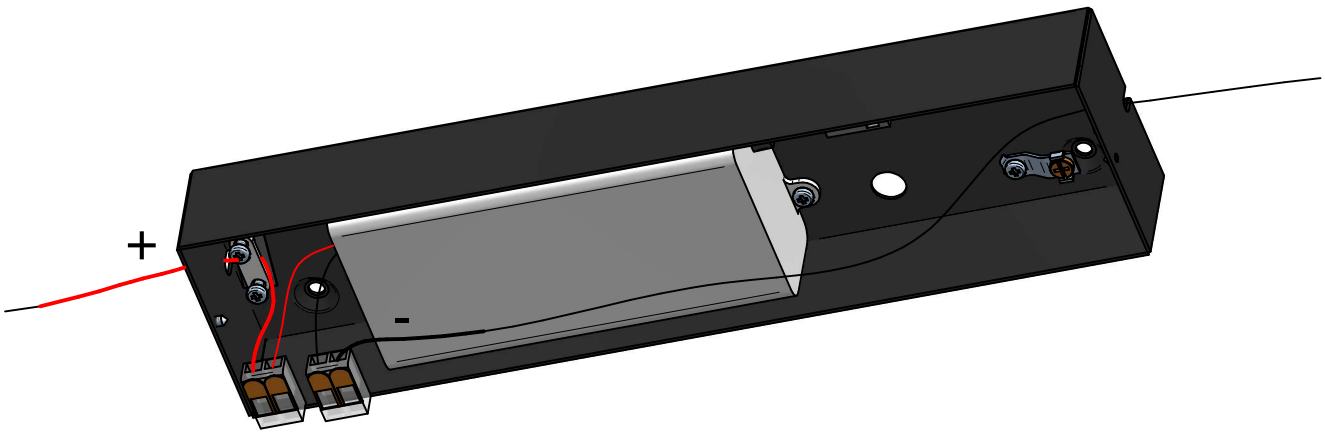

9

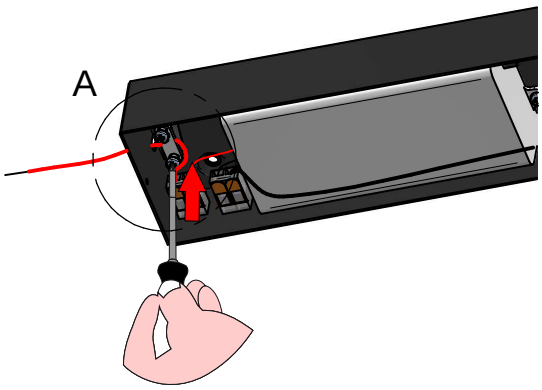

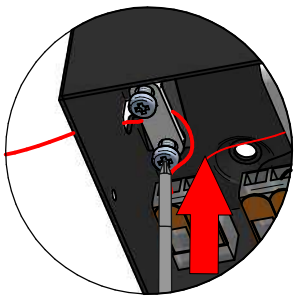

DETTAGLIO A

10

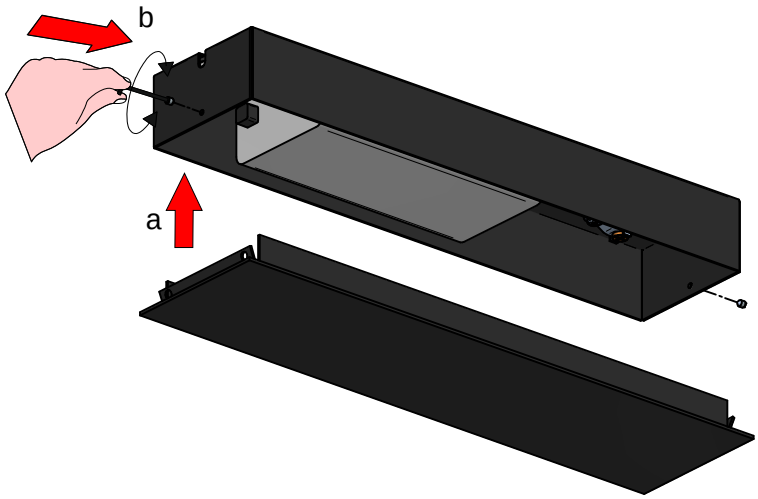

11

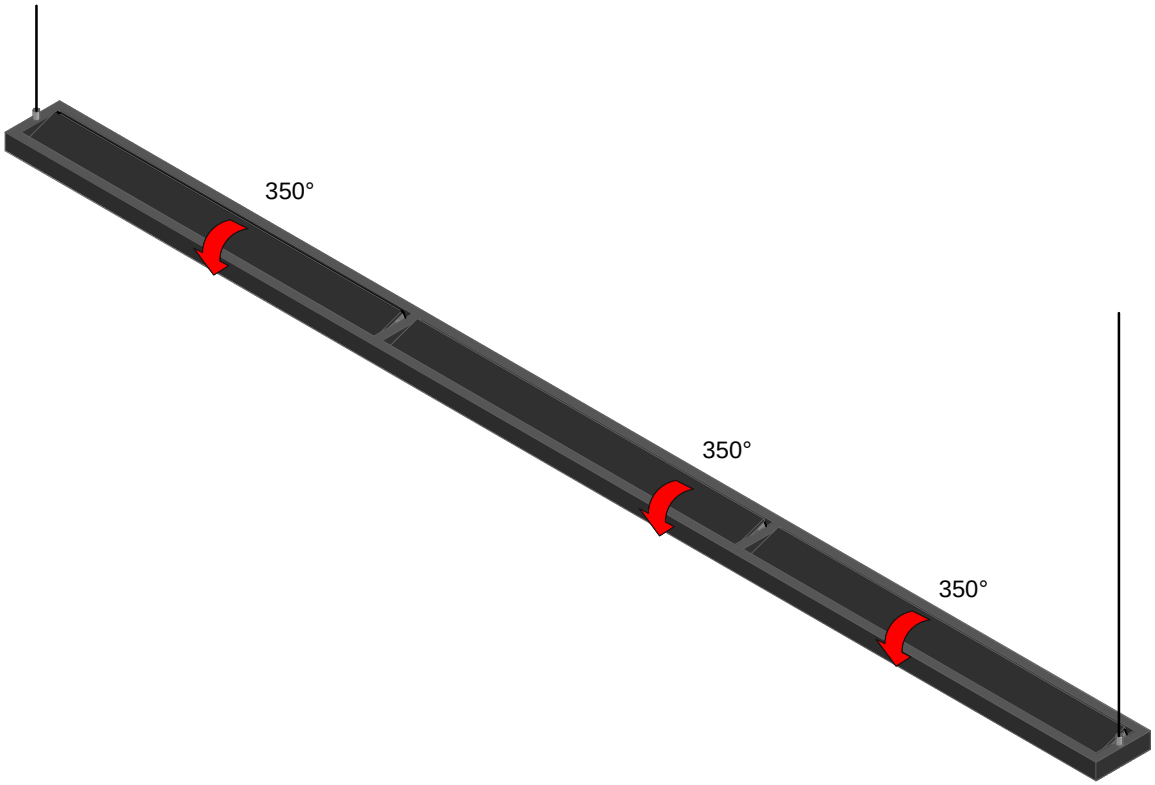

KIT0080 - CASAMBI



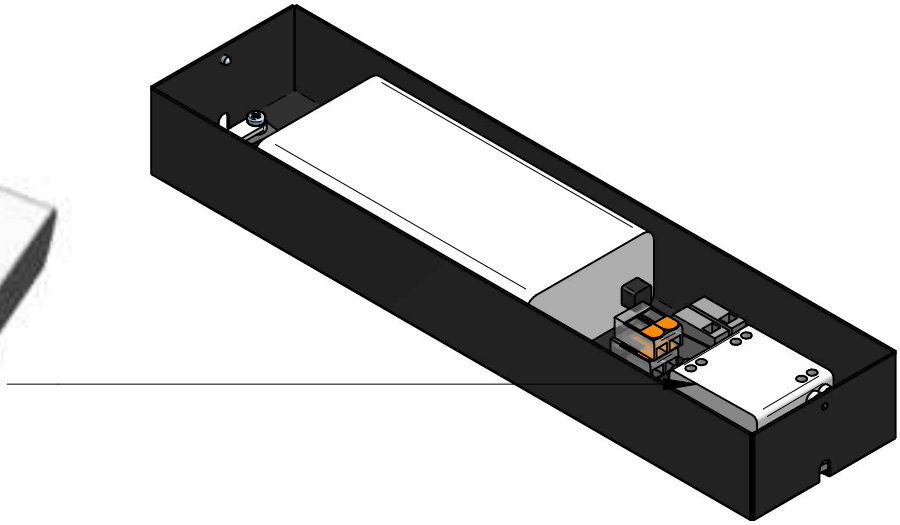

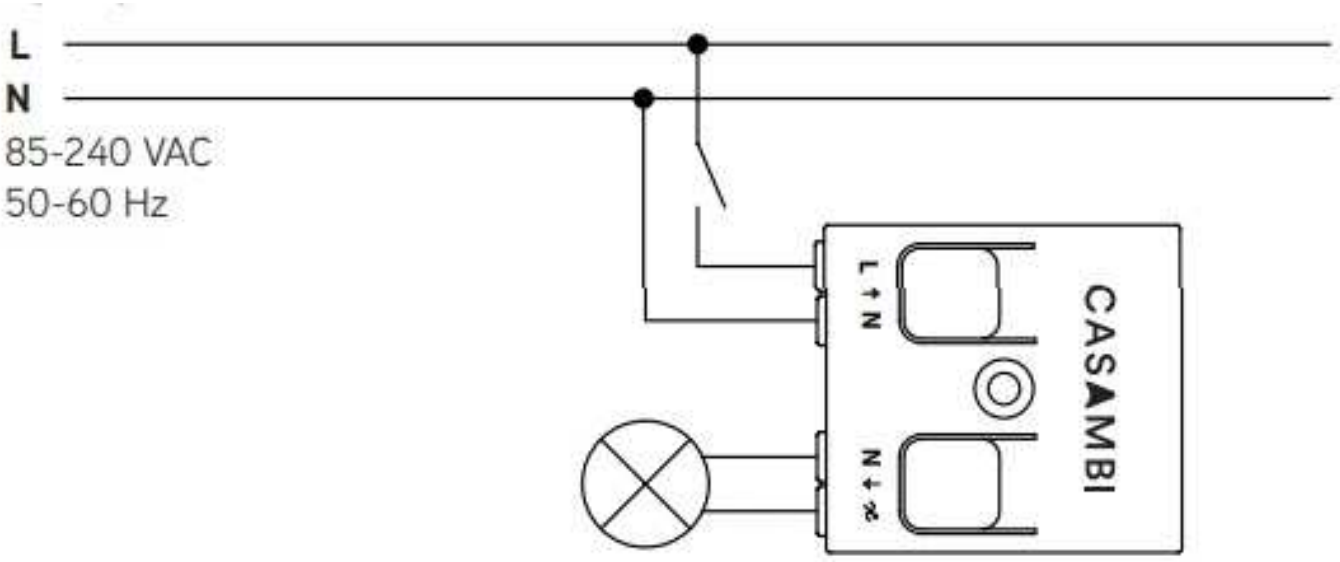



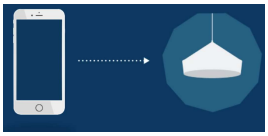



Code:	8475
Collection:	TABLET
Version:	00 Date:
Brand:	Ma&De

Istruzioni per l'installazione
Installation instructions
Instrucciones para la instalaciòn
Instructions pour l'installation
Installationsanleitung

ITALIANO, ISTRUZIONI PER L'INSTALLAZIONE

ATTENZIONE:
La sicurezza dell'apparecchio è garantita solo con l'uso appropriato delle seguenti istruzioni; pertanto è necessario conservarle.
GARANZIA:
I prodotti devono essere installati tassativamente con alimentazioni, cablaggi e accessori originali del Gruppo Linea Light, o eventualmente approvati dall'azienda. L'utilizzo di accessori non originali, o non approvati, determina il decadimento di ogni garanzia sul prodotto.
SICUREZZA:
L'installazione e la manutenzione vanno effettuate ad apparecchio spento. Tutte le operazioni devono essere effettuate da un tecnico specializzato. Modifiche o manomissioni del prodotto e il non rispetto delle indicazioni di seguito riportate possono rendere l'apparecchio pericoloso. L'apparecchio può raggiungere temperature elevate durante l'esercizio e pertanto occorre evitare il contatto con persone, animali o cose. La ditta Linea Light Srl declina ogni responsabilità per i danni causati da un proprio prodotto montato in modo non conforme alle istruzioni.
AVVERTENZE:
La sorgente luminosa di questo apparecchio non è sostituibile , quando raggiunge il fine vita è necessario rivolgersi presso un centro di assistenza autorizzato da Linea Light;
In caso di sostituzione del cavo di alimentazione rivolgersi presso un centro di assistenza autorizzato da Linea Light.

ENGLISH, INSTALLATION INSTRUCTIONS

ATTENTION:
The safety of this fixture is guaranteed only if you comply with these instructions; remember to conserve in a safe place.
WARRANTY:
All power supply, wiring and accessories used for product installation shall be original Linea Light Group parts or approved by the company. The warranty will become void if non original or non approved parts are used.
SECURITY:
Installation and maintenance must be done when full power is switched off. All operations should be performed by a specialized technician. Modifications or handling of the product and the non-respect of the information below may be dangerous. The unit can reach high temperatures during operation and therefore any kind of physical contact must be avoided. The company Linea Light Srl assumes no responsibility for damages caused by a product installed not in accordance to instructions.
WARNINGS:
The light source of this lighting fixture cannot be replaced, so at end of light life please contact a Linea Light authorized service centre;
Should the power supply cable need to be replaced, please contact a Linea Light authorized service centre.

ESPAÑOL, INSTRUCCIONES PARA LA INSTALACIÓN

ATENCION:
La seguridad del aparato se garantiza solo cumpliendo cuidadosamente las siguientes instrucciones; por ello, es necesario conservarlas.
GARANTÍA:
Los productos se han de instalar obligatoriamente con alimentaciones, cableados y accesorios originales de Linea Light Group o, de otra forma, deben ser aprobados por la empresa misma. El uso de accesorios no originales, o no aprobados, anula todas las garantías del producto.
SEGURIDAD:
La instalación y el mantenimiento debe hacerse para apagar el equipo. Todas las operaciones deben ser realizadas por un técnico. Modificación o manipulación del producto y la falta de respeto de la información que figura a continuación puede hacer que sea peligroso. La unidad puede alcanzar altas temperaturas durante la operación y, por tanto, debemos evitar el contacto con personas, animales o bienes. La empresa Linea Light Srl no asume ninguna responsabilidad por los daños causados por un producto instalado de forma que no sea de acuerdo con las instrucciones.
ADVERTENCIAS:
La fuente luminosa no es sustituible, cuando llega al final de su vida dirigirse a un centro de asistencia autorizado por Linea Light;
En caso de sustitución del cable de alimentación, dirigirse a un centro de asistencia autorizado por Linea Light.

FRANÇAIS, INSTRUCTIONS PUOR L'INSTALLATION

ATTENTION:
La secutie de l'appareil n'est garantie qu'en cas d'utilisation correcte des instructions suivantes; il faut par consequent les conserver.
GARANTIE:
Les produits doivent impérativement être installés avec des alimentations, des câblages et des accessoires Linea Light Group, ou qui ont été approuvés par l'entreprise. L'utilisation d'accessoires non d'origine, ou non approuvés, entraîne la déchéance de toute garantie sur le produit.
SÉCURITÉ:
L'installation et l'entretien doivent être effectuer lorsque le courant est coupé. Toutes les opérations doivent être effectuées par un technicien spécialisé. Modification ou altération du produit et le non-respect des instructions peuvent rendre le produit dangereux. L'appareil peut atteindre de hautes températures pendant sont utilisation et de ce fait tout contact physique ou autres sont à éviter. La société Linea Light Srl ne répondra pas aux dommages causés par un produit installé d'une manière non conforme aux instructions.
AVERTISSEMENTS:
La source lumineuse de cet appareil n'est pas remplaçable, quand cette dernière est en fin de vie, il est nécessaire de s'adresser à un centre d'assistance autorisé par Linea Light;
En cas de remplacement du câble d'alimentation, s'adresser à un centre d'assistance autorisé par Linea Light.

GERMAN, INSTALLATIONSANLEITUNG

ACHTUNG:
Die sicherheit des gerates wird nur durch sachgemasse befolgung nachstehender anweisungen gewahrleistet; ihre aufbewahrung ist deshalb sehr wichtig.
GARANTIE:
Die Produkte müssen obligatorisch mit Originalstromversorgung, Originalkabeln und Originalzubehör der Linea Light Group oder mit Teilen, die von der Linea Light Group ausdrücklich empfohlen sind, installiert werden. Die Verwendung von nicht originalem oder nicht vom Hersteller empfohlenem Zubehör führt zu einem sofortigen Verfall vom Garantieanspruch für das Produkt.
SICHERTHEIT:
Die Installation und Wartung muss heruntergefahren Ausrüstung. Alle Operationen werden von einem Techniker. Änderungen oder Manipulationen des Produkts und die Nicht-Einhaltung der unten angegebenen Informationen kann es gefährlich sein. Das Gerät kann hohe Temperaturen während des Betriebs und daher müssen wir vermeiden, Kontakt mit Menschen, Tieren oder Gütern. Das Unternehmen Linea Light Srl übernimmt keine Haftung für Schäden, die durch ein Produkt in einer Art und Weise nicht in Übereinstimmung mit den Anweisungen.
HINWEISE:
Das Leuchtmittel in dieser Leuchte kann nicht ausgewechselt werden. Wenn das Leuchtmittel das Ende seiner Lebenszeit erreicht hat, wenden Sie sich bitte an ein Kundendienstzentrum von Linea Light;
Das Stromkabel darf nur von einem Kundendienstzentrum von Linea Light ausgewechselt werden.

Code:	8475
Collection:	TABLET
Version:	00 Date:
Brand:	Ma&De

Istruzioni per l'installazione
Installation instructions
Instrucciones para la instalaciòn
Instructions pour l'installation
Installationsanleitung

APPLICAZIONI - APPLICATIONS - APLICACIONES - UTILISATION - ANWENDUNG

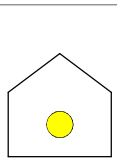
INDOOR

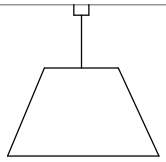
SUSPENSION LAMP

CONTENUTO DELL'IMBALLO - BOX CONTENTS - CONTENIDO DE LA CONFECCIÓN - CONTENU DE L'EMBALLAGE - PACKUNGSINHALT

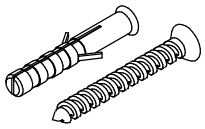
RAWLPLUGS
SCREWS

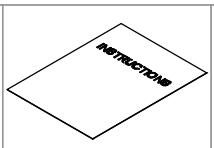

INSTRUCTIONS

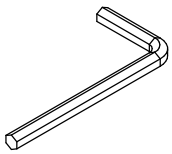
KEY

1

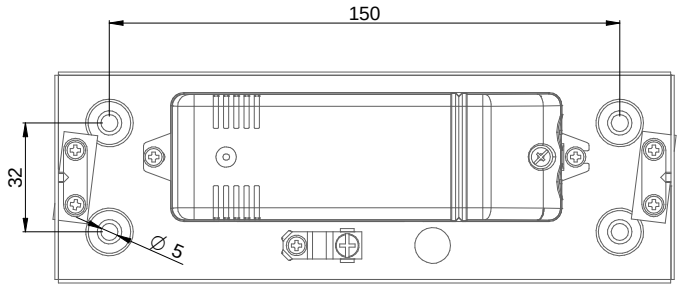

2

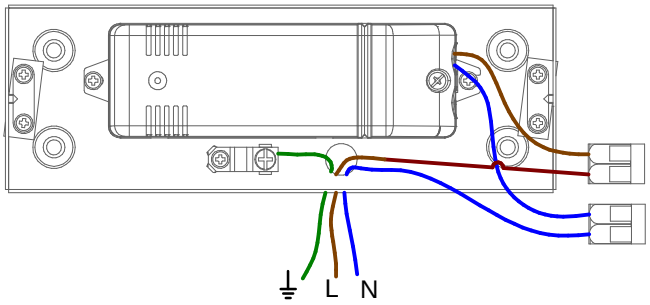

Dimmer compatibili - Compatible dimmers - Dimmer compatibles - Variateurs compatibles - Geeignete Dimmer

KIT0026 **Max 3 pz.**

3

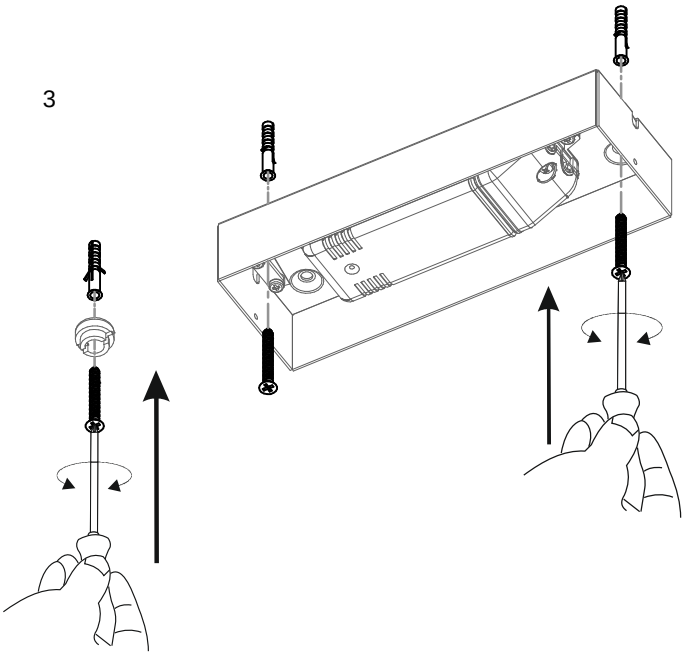

Fori per tasselli da praticare sul muro ∅ 6 mm
Dowel holes in wall (∅ 6 mm)
Agujeros para tacos en el muro con ∅ 6 mm.
Trous pour goujons à réaliser sur le mur ∅ 6 mm.
Für die Dübel müssen Löcher mit Ø 6 mm in die Decke gebohrt werden.

4

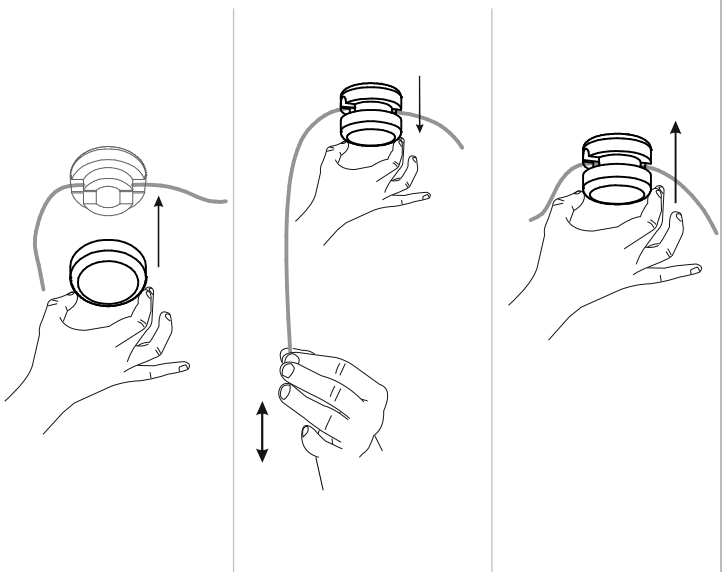

5

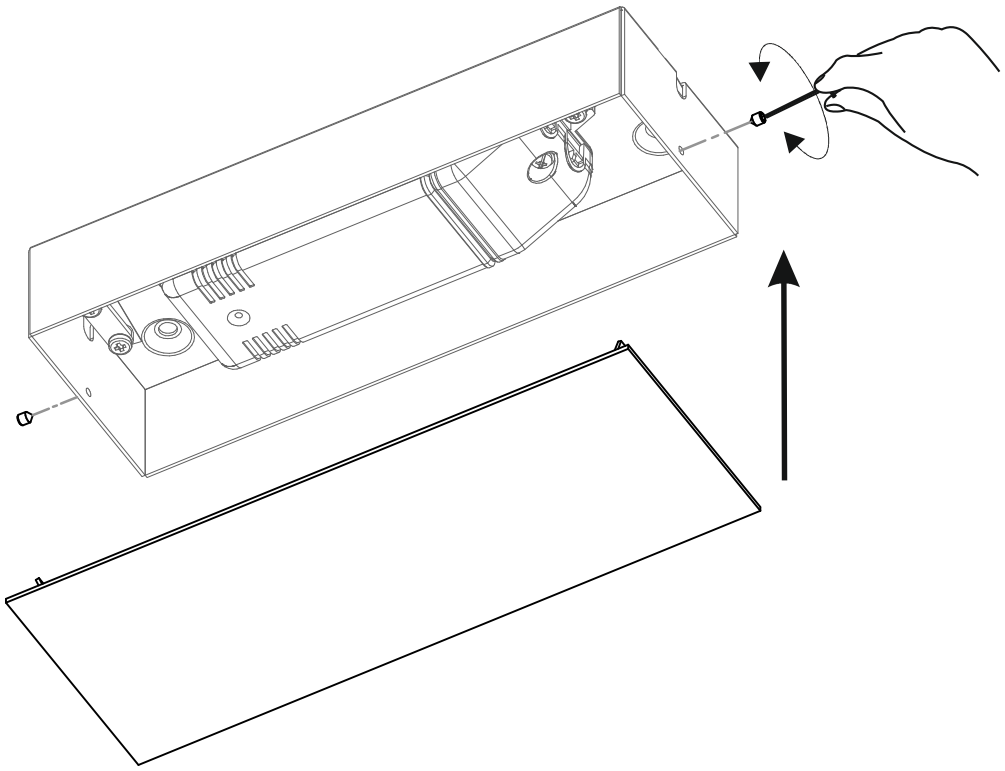

6

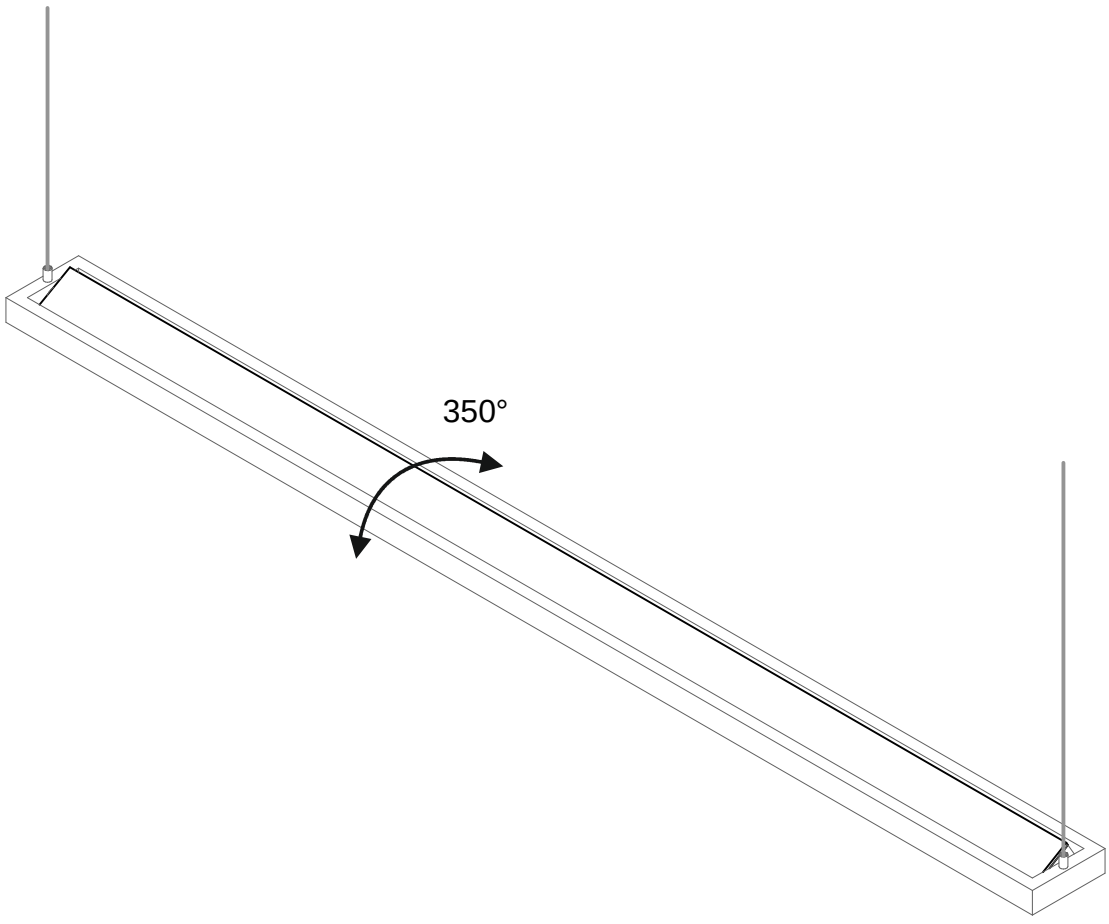

KIT0080 - CASAMBI

unità controllo wireless
wireless control unit



KIT non incluso;
Deve essere posizionato esternamente all'articolo;
utilizzabile per 1 - 2 articoli.

KIT not included;
It must be placed outside the article;
usable for 1 - 2 articles.

CABLAGGIO - WIRING

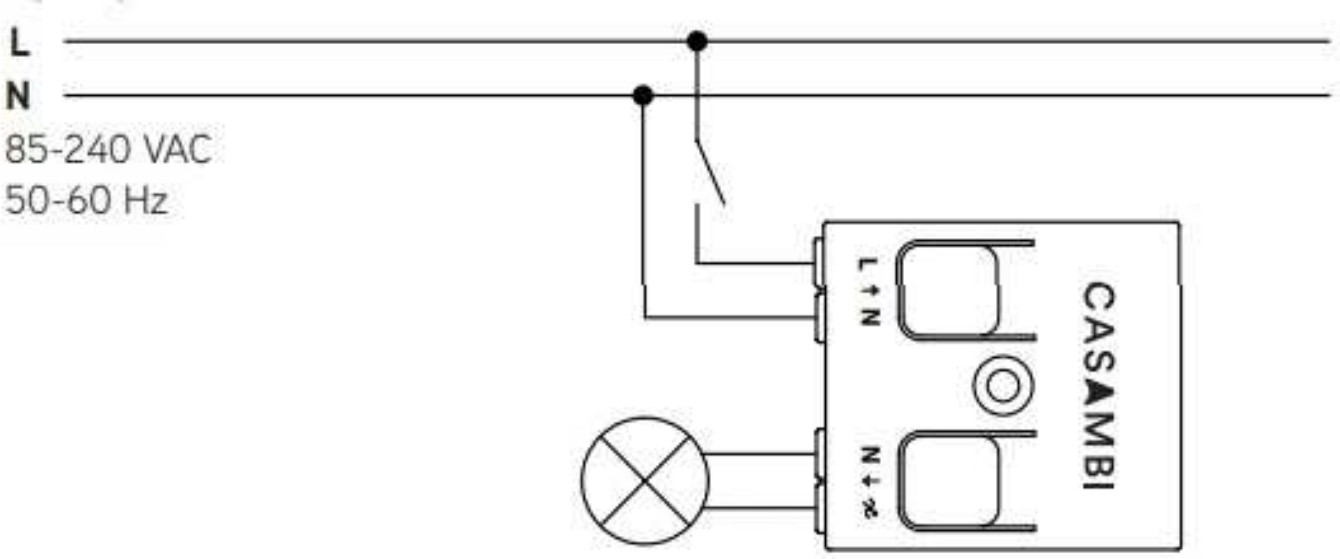

ITALIANO, ISTRUZIONI PER L'INSTALLAZIONE

ATTENZIONE:
La sicurezza dell'apparecchio è garantita solo con l'uso appropriato delle seguenti istruzioni; pertanto è necessario conservarle.
GARANZIA:
I prodotti devono essere installati tassativamente con alimentazioni, cablaggi e accessori originali del Gruppo Linea Light, o eventualmente approvati dall'azienda. L'utilizzo di accessori non originali, o non approvati, determina il decadimento di ogni garanzia sul prodotto.
SICUREZZA:
L'installazione e la manutenzione vanno effettuate ad apparecchio spento. Tutte le operazioni devono essere effettuate da un tecnico specializzato. Modifiche o manomissioni del prodotto e il non rispetto delle indicazioni di seguito riportate possono rendere l'apparecchio pericoloso. L'apparecchio può raggiungere temperature elevate durante l'esercizio e pertanto occorre evitare il contatto con persone, animali o cose. La ditta Linea Light Srl declina ogni responsabilità per i danni causati da un proprio prodotto montato in modo non conforme alle istruzioni.
AVVERTENZE:
La sorgente luminosa di questo apparecchio non è sostituibile , quando raggiunge il fine vita è necessario rivolgersi presso un centro di assistenza autorizzato da Linea Light;
In caso di sostituzione del cavo di alimentazione rivolgersi presso un centro di assistenza autorizzato da Linea Light.

ENGLISH, INSTALLATION INSTRUCTIONS

ATTENTION:
The safety of this fixture is guaranteed only if you comply with these instructions; remember to conserve in a safe place.
WARRANTY:
All power supply, wiring and accessories used for product installation shall be original Linea Light Group parts or approved by the company. The warranty will become void if non original or non approved parts are used.
SECURITY:
Installation and maintenance must be done when full power is switched off. All operations should be performed by a specialized technician. Modifications or handling of the product and the non-respect of the information below may be dangerous. The unit can reach high temperatures during operation and therefore any kind of physical contact must be avoided. The company Linea Light Srl assumes no responsibility for damages caused by a product installed not in accordance to instructions.
WARNINGS:
The light source of this lighting fixture cannot be replaced, so at end of light life please contact a Linea Light authorized service centre;
Should the power supply cable need to be replaced, please contact a Linea Light authorized service centre.

ESPAÑOL, INSTRUCCIONES PARA LA INSTALACIÓN

ATENCION:
La seguridad del aparato se garantiza solo cumpliendo cuidadosamente las siguientes instrucciones; por ello, es necesario conservarlas.
GARANTÍA:
Los productos se han de instalar obligatoriamente con alimentaciones, cableados y accesorios originales de Linea Light Group o, de otra forma, deben ser aprobados por la empresa misma. El uso de accesorios no originales, o no aprobados, anula todas las garantías del producto.
SEGURIDAD:
La instalación y el mantenimiento debe hacerse para apagar el equipo. Todas las operaciones deben ser realizadas por un técnico. Modificación o manipulación del producto y la falta de respeto de la información que figura a continuación puede hacer que sea peligroso. La unidad puede alcanzar altas temperaturas durante la operación y, por tanto, debemos evitar el contacto con personas, animales o bienes. La empresa Linea Light Srl no asume ninguna responsabilidad por los daños causados por un producto instalado de forma que no sea de acuerdo con las instrucciones.
ADVERTENCIAS:
La fuente luminosa no es sustituible, cuando llega al final de su vida dirigirse a un centro de asistencia autorizado por Linea Light;
En caso de sustitución del cable de alimentación, dirigirse a un centro de asistencia autorizado por Linea Light.

FRANÇAIS, INSTRUCTIONS PUOR L'INSTALLATION

ATTENTION:
La secutie de l'appareil n'est garantie qu'en cas d'utilisation correcte des instructions suivantes; il faut par consequent les conserver.
GARANTIE:
Les produits doivent impérativement être installés avec des alimentations, des câblages et des accessoires Linea Light Group, ou qui ont été approuvés par l'entreprise. L'utilisation d'accessoires non d'origine, ou non approuvés, entraîne la déchéance de toute garantie sur le produit.
SÉCURITÉ:
L'installation et l'entretien doivent être effectuer lorsque le courant est coupé. Toutes les opérations doivent être effectuées par un technicien spécialisé. Modification ou altération du produit et le non-respect des instructions peuvent rendre le produit dangereux. L'appareil peut atteindre de hautes températures pendant sont utilisation et de ce fait tout contact physique ou autres sont à éviter. La société Linea Light Srl ne répondra pas aux dommages causés par un produit installé d'une manière non conforme aux instructions.
AVERTISSEMENTS:
La source lumineuse de cet appareil n'est pas remplaçable, quand cette dernière est en fin de vie, il est nécessaire de s'adresser à un centre d'assistance autorisé par Linea Light;
En cas de remplacement du câble d'alimentation, s'adresser à un centre d'assistance autorisé par Linea Light.

GERMAN, INSTALLATIONSANLEITUNG

ACHTUNG:
Die sicherheit des gerates wird nur durch sachgemasse befolgung nachstehender anweisungen gewahrleistet; ihre aufbewahrung ist deshalb sehr wichtig.
GARANTIE:
Die Produkte müssen obligatorisch mit Originalstromversorgung, Originalkabeln und Originalzubehör der Linea Light Group oder mit Teilen, die von der Linea Light Group ausdrücklich empfohlen sind, installiert werden. Die Verwendung von nicht originalem oder nicht vom Hersteller empfohlenem Zubehör führt zu einem sofortigen Verfall vom Garantieanspruch für das Produkt.
SICHERTHEIT:
Die Installation und Wartung muss heruntergefahren Ausrüstung. Alle Operationen werden von einem Techniker. Änderungen oder Manipulationen des Produkts und die Nicht-Einhaltung der unten angegebenen Informationen kann es gefährlich sein. Das Gerät kann hohe Temperaturen während des Betriebs und daher müssen wir vermeiden, Kontakt mit Menschen, Tieren oder Gütern. Das Unternehmen Linea Light Srl übernimmt keine Haftung für Schäden, die durch ein Produkt in einer Art und Weise nicht in Übereinstimmung mit den Anweisungen.
HINWEISE:
Das Leuchtmittel in dieser Leuchte kann nicht ausgewechselt werden. Wenn das Leuchtmittel das Ende seiner Lebenszeit erreicht hat, wenden Sie sich bitte an ein Kundendienstzentrum von Linea Light;
Das Stromkabel darf nur von einem Kundendienstzentrum von Linea Light ausgewechselt werden.

Code:	8476
Collection:	TABLET
Version:	00 Date:
Brand:	Ma&De

Istruzioni per l'installazione
Installation instructions
Instrucciones para la instalaciòn
Instructions pour l'installation
Installationsanleitung

APPLICAZIONI - APPLICATIONS - APLICACIONES - UTILISATION - ANWENDUNG

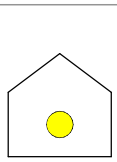
INDOOR

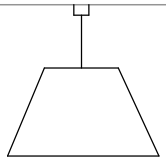
SUSPENSION LAMP

CONTENUTO DELL'IMBALLO - BOX CONTENTS - CONTENIDO DE LA CONFECCIÓN - CONTENU DE L'EMBALLAGE - PACKUNGSINHALT

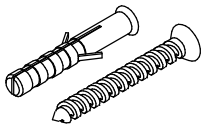
RAWLPLUGS
SCREWS

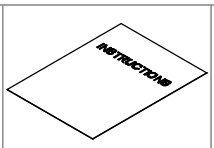

INSTRUCTIONS

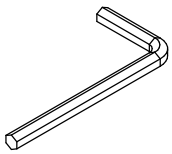
KEY

1

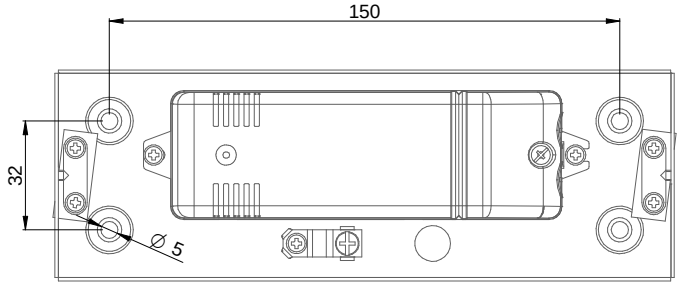

2

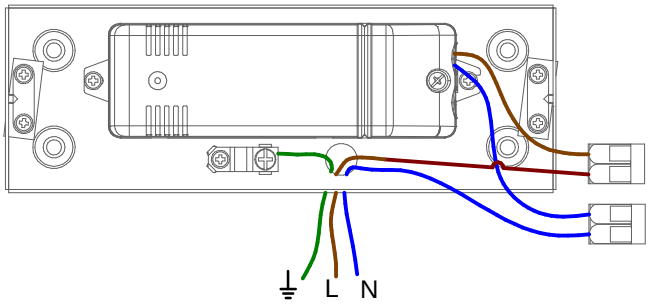

Dimmer compatibili - Compatible dimmers - Dimmer compatibles - Variateurs compatibles - Geeignete Dimmer

KIT0026 **Max 3 pz.**

3

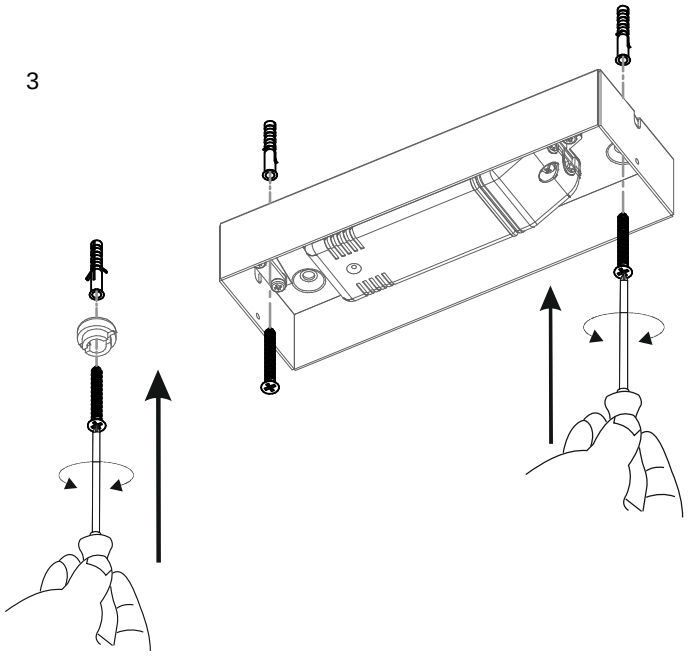

Fori per tasselli da praticare sul muro ∅ 6 mm
Dowel holes in wall (∅ 6 mm)
Agujeros para tacos en el muro con ∅ 6 mm.
Trous pour goujons à réaliser sur le mur ∅ 6 mm.
Für die Dübel müssen Löcher mit Ø 6 mm in die Decke gebohrt werden.

4

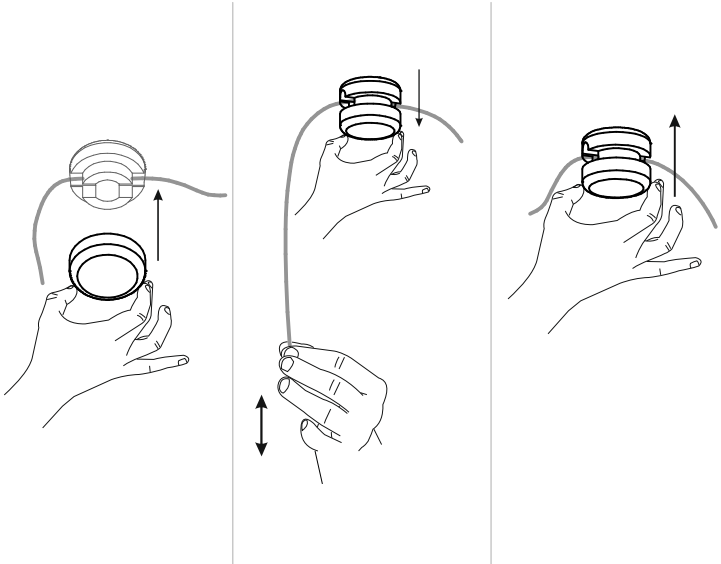

5

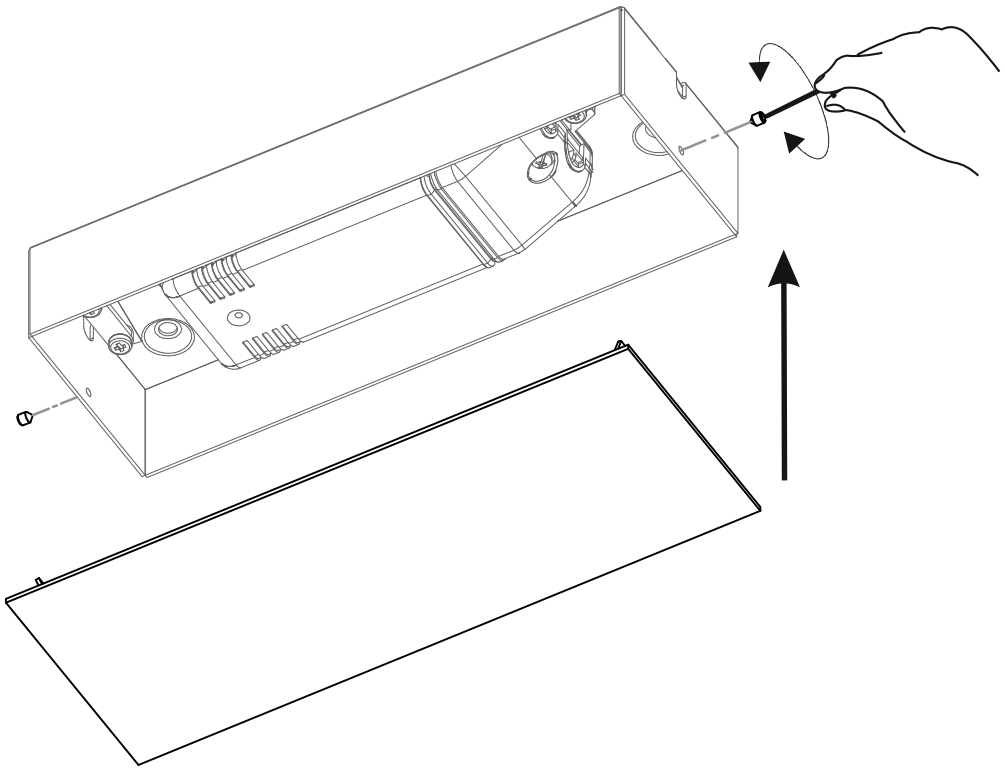

6

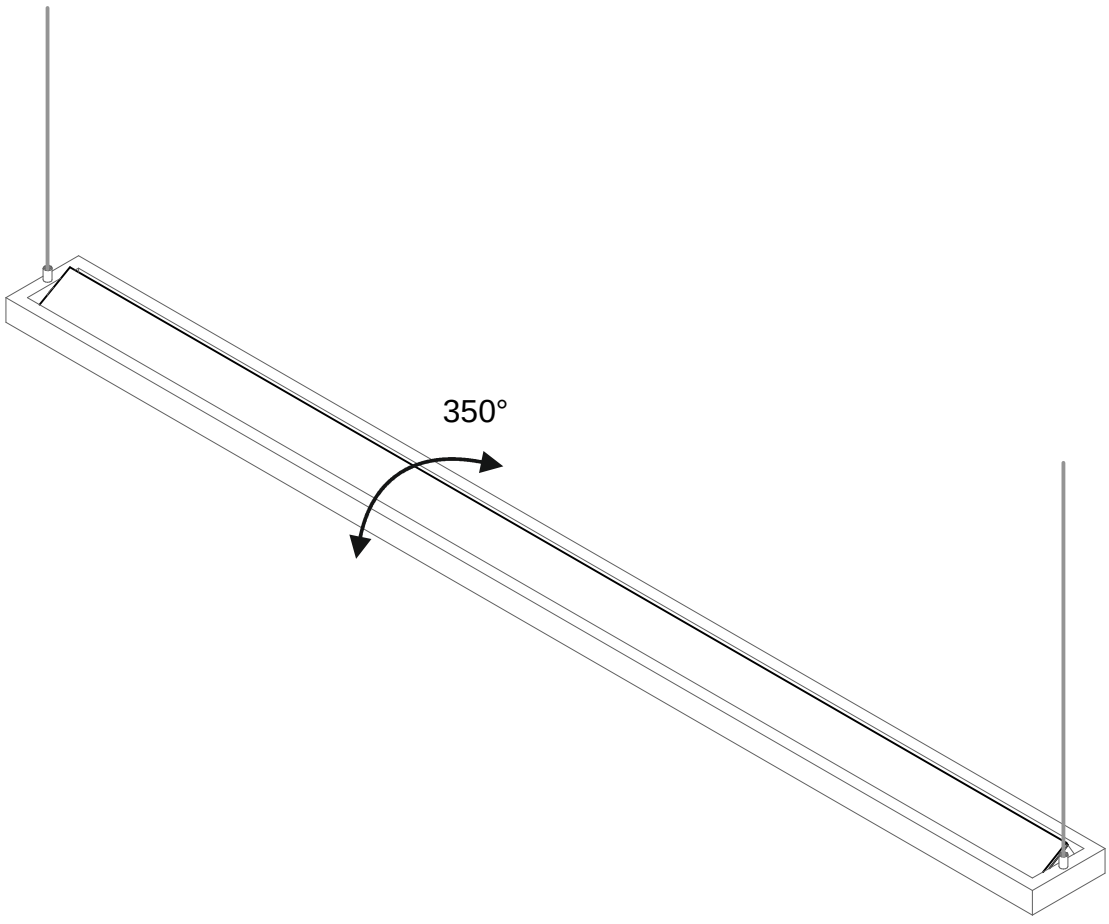

KIT0080 - CASAMBI

unità controllo wireless
wireless control unit



KIT non incluso;
Deve essere posizionato esternamente all'articolo;
utilizzabile per 1 - 2 articoli.

KIT not included;
It must be placed outside the article;
usable for 1 - 2 articles.

CABLAGGIO - WIRING

