7785
DINAMIC
0

STILNOVO

- [ ] 7785
- [ ] 7786
- [ ] 7787
- [ ] 7785M
- [ ] 7786M
- [ ] 7787M



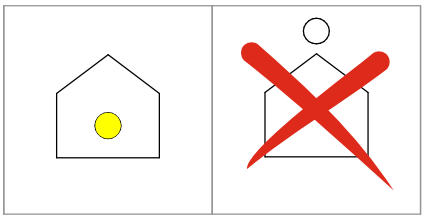

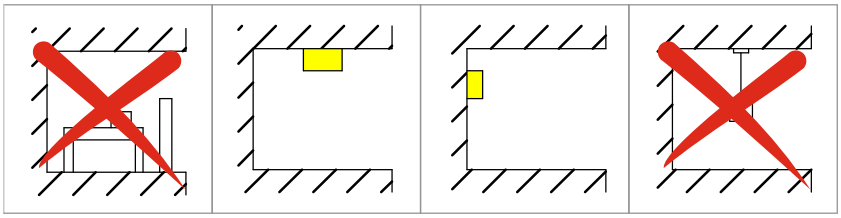

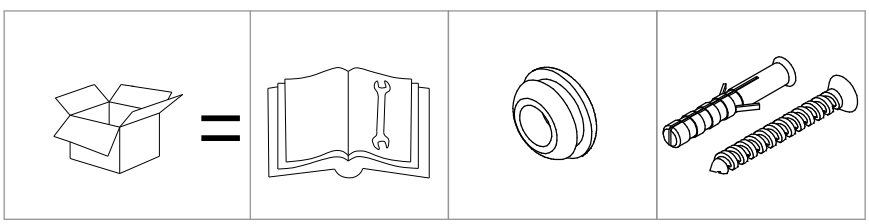

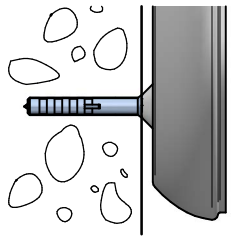

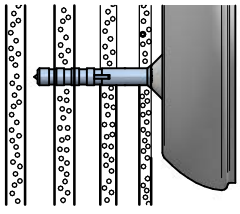

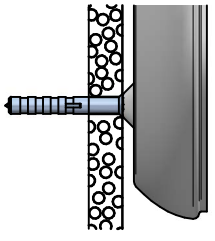

ATTENZIONE
PER L'INSTALLAZIONE E UTILIZZO DELL'APPARECCHIO
ATTENERSI ALLE ISTRUZIONI DI SEGUITO.
QUALSIASI VARIANTE DEVE ESSERE CONCORDATA
CON L'AZIENDA PER NON PERDERE LA GARANZIA

1

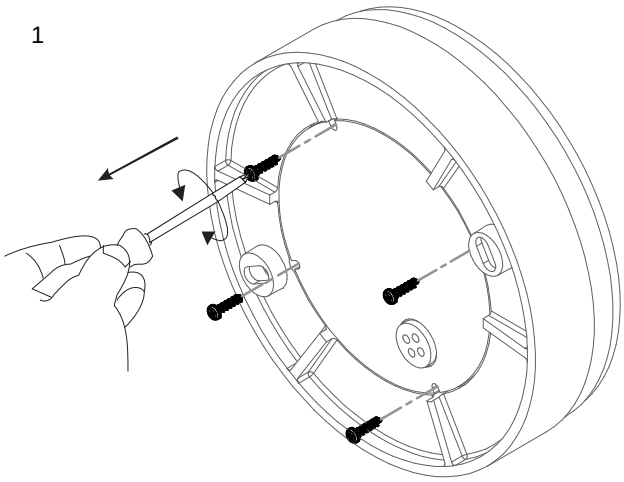

3

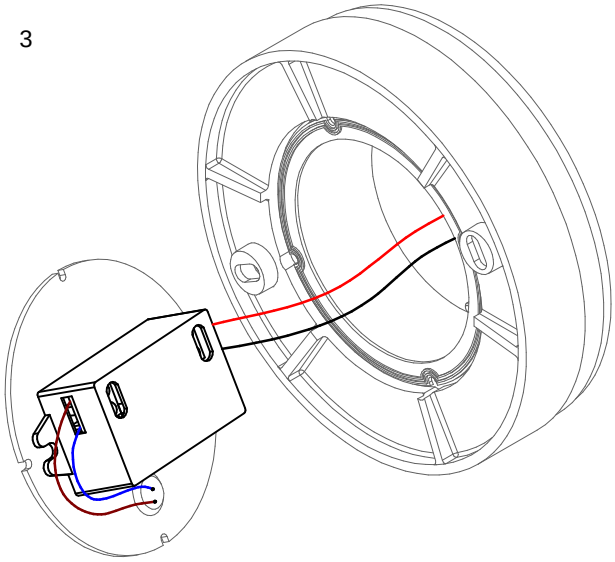

2

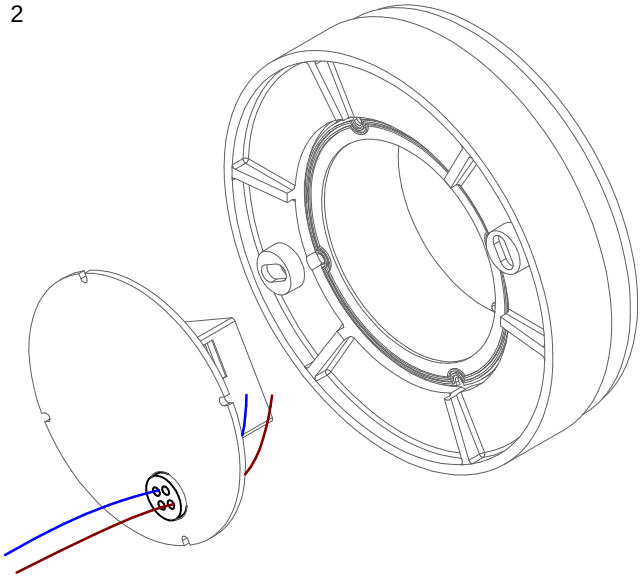

4

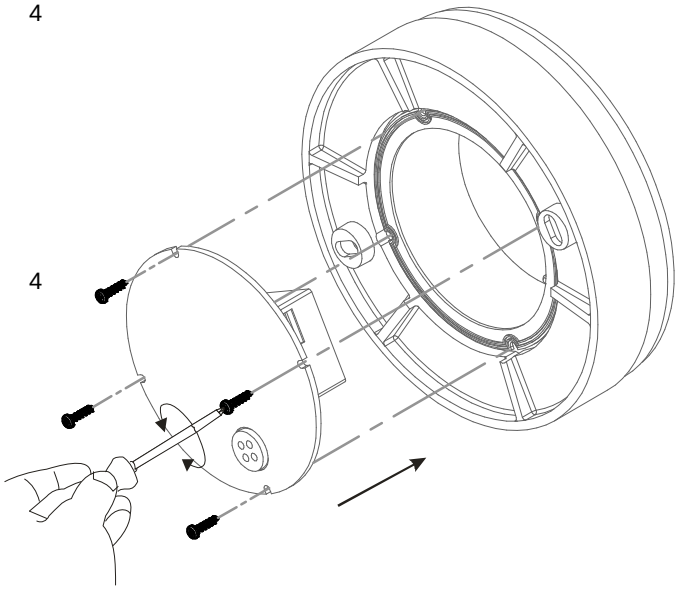

- Perforare la guarnizione con i fili di rete.
- Pierce the gasket with the threads of net.
- Die Verzierung mit den Fäden von Netz perforieren.
- Perforar la guarnición con los hilos de red.
- Perforer la garniture avec les fils de réseau.

5

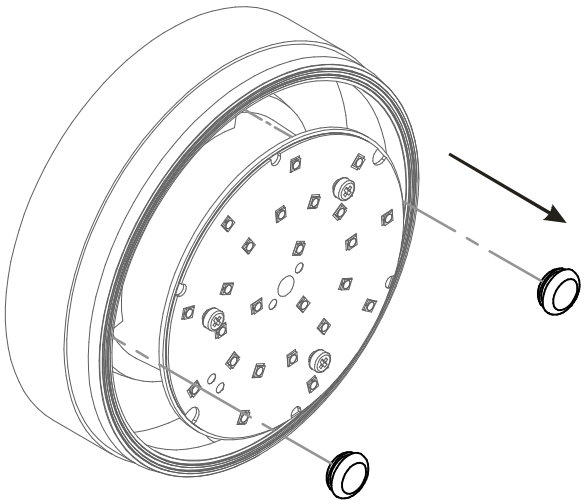

8

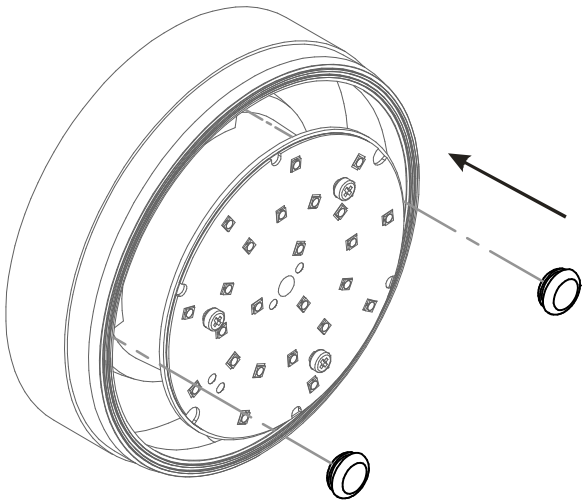

6

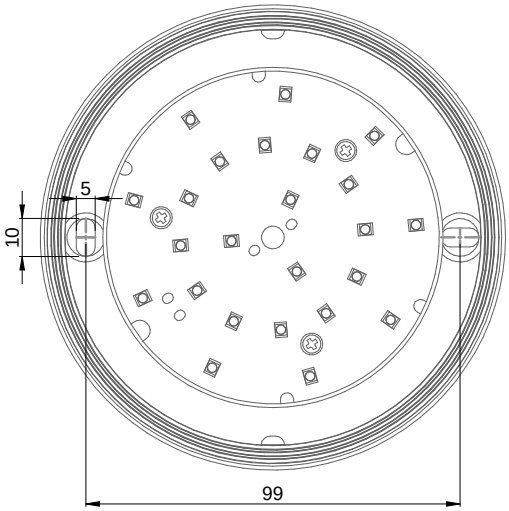

9

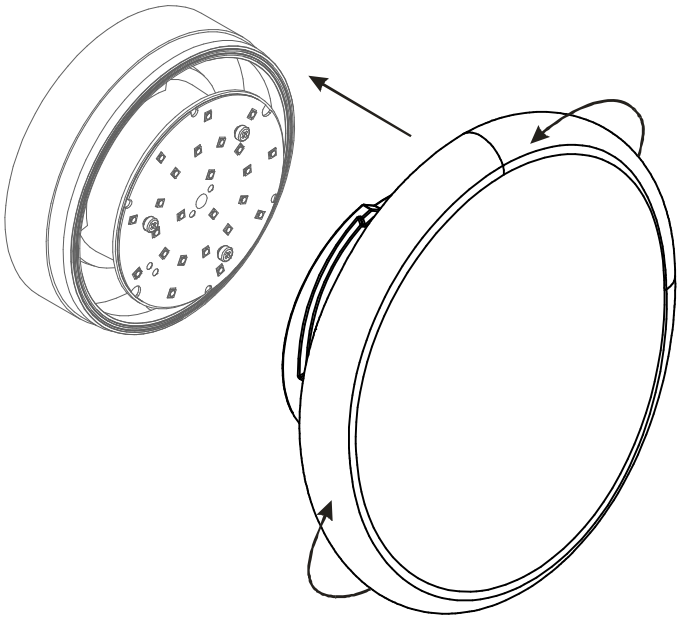

7

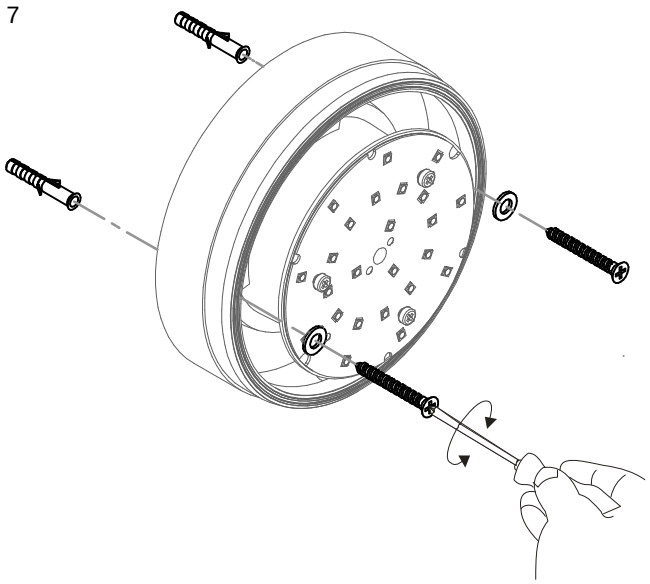

ISTRUZIONI PER IL LAVAGGIO DELL'APPARECCHIO D'ILLUMINAZIONE
LUMINAIRE CARE INSTRUCTIONS
ISTRUCCIONES PARA LIMPIAR LA LUMINARA
INSTRUCTIONS POUR LE LAVAGE DE L'APPAREIL D'ECLAIRAGE
ANLEITUNG ZUR REINIGUNG DES BELEUCHTUNGSGERATS





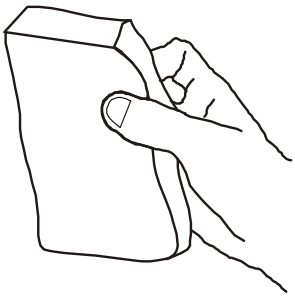

IT - ATTENZIONE!!!

Lavare la superficie della lampada
con panno umido, utilizzando solo acqua
e sapone neutro.

EN - WARNING!!!

Wipe clean with a cloth damped in
water with neutral detergent.

ES - ATENCION!!!

Limpie la superficie de la làmpara con
un pano humedecido con agua y jabon
neutro.

FR - ATTENTION!!!

Laver la surface de la lampe
a l'aide d'un chiffon humide et en utilisant
seulement de l'eau et du savon neutre.

DE - ACHTUNG!!!

Die Lampenoberfläche mit einem
feuchten lappen reinigen. De lappen mit
wasser und neutralseife befeuchten.

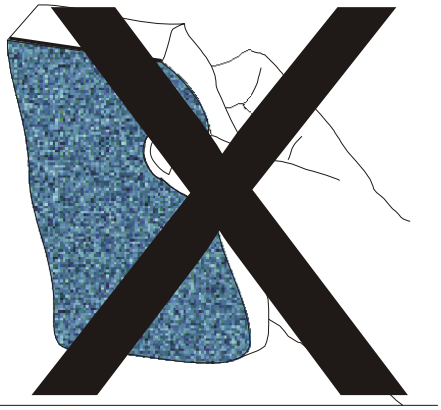

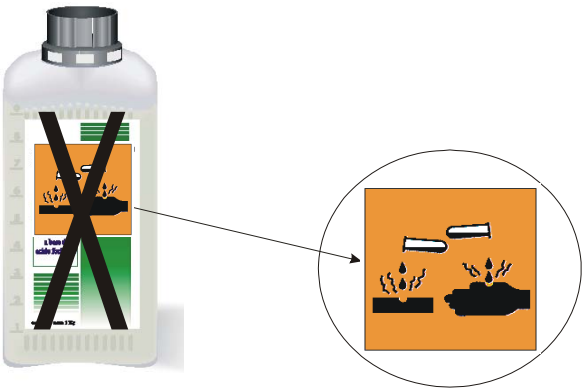

IT - ATTENZIONE!!!

Non utilizzare panni abrasivi
e/o solventi.

EN - WARNING!!!

Avoiding the use of chemical
solvents and/or abrasive cloths.

ES - ATENCION!!!

No utilizar panos abrasivos
y solventes.

FR - ATTENTION!!!

Ne pas utiliser de chiffons
abrasifs ou de dissolvants.

DE - ACHTUNG!!!

Abschleifende tuche und/oder
losungmittel nicht benutzen.

Code:	7786
Collection:	DINAMIC
Version:	01 Date: 16/05/15
Brand:	Ma&De

Istruzioni per l'installazione
Installation instructions
Instrucciones para la instalaciòn
Instructions pour l'installation
Installationsanleitung

ATTENZIONE: la sicurezza dell'apparecchio è garantita solo con l'uso appropriato delle seguenti istruzioni; pertanto è necessario conservarle.

WARNING: the safety of this fixture is guaranteed only if you comply with these instructions; remember to conserve in a safe place.

ATENCION: la seguridad del aparato se garantiza solo cumpliendo cuidadosamente las siguientes instrucciones; por ello, es necesario conservarlas.

ATTENTION: la secutie de l'appareil n'est garantie qu'en cas d'utilisation correcte des instructions suivantes; il faut par consequent les conserver.

ACHTUNG: die sicherheit des gerates wird nur durch sachgemasse befolgung nachstehender anweisungen gewahrleistet; ihre aufbewahrung ist deshalb sehr wichtig.

Contenuto dell'imballo - Box Contents - Contenido de la confecciòn - Contenu de l'emballage - Packungsinhalt

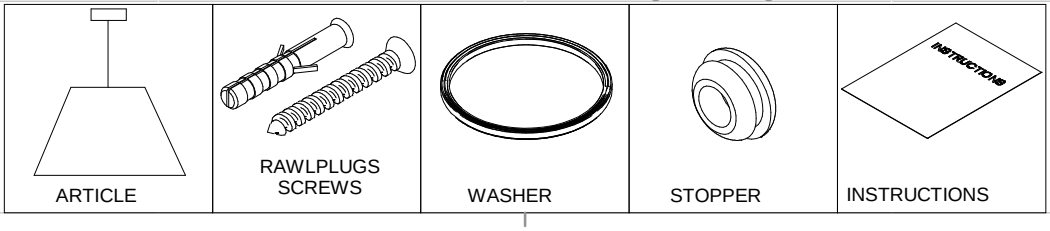

ARTICLE | RAWLPLUGS SCREWS | WASHER | STOPPER | INSTRUCTIONS

1

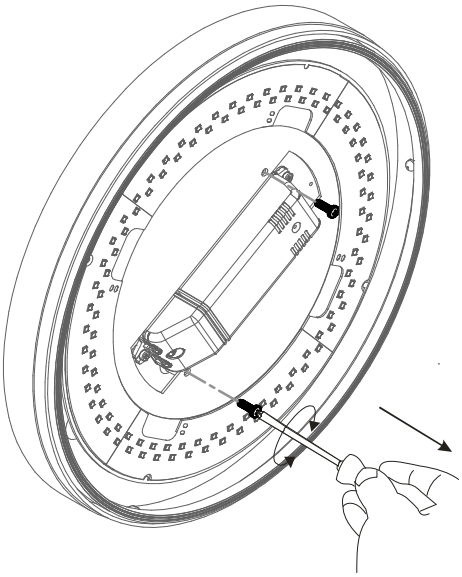

2

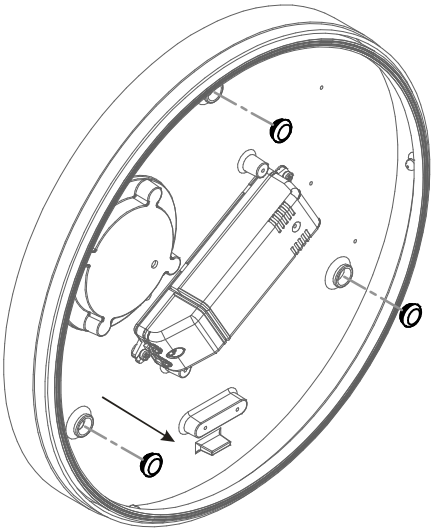

3

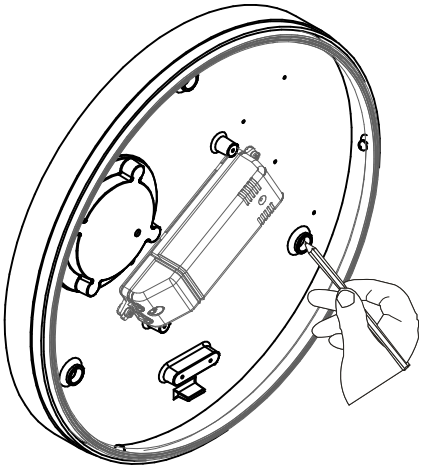

4

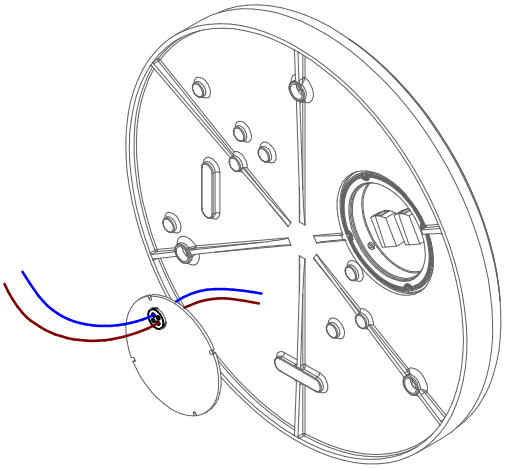

- Perforare la guarnizione con i fili di rete.
- Pierce the gasket with the threads of net.
- Die Verzierung mit den Fäden von Netz perforieren.
- Perforar la guarnición con los hilos de red.
- Perforer la garniture avec les fils de réseau.

5

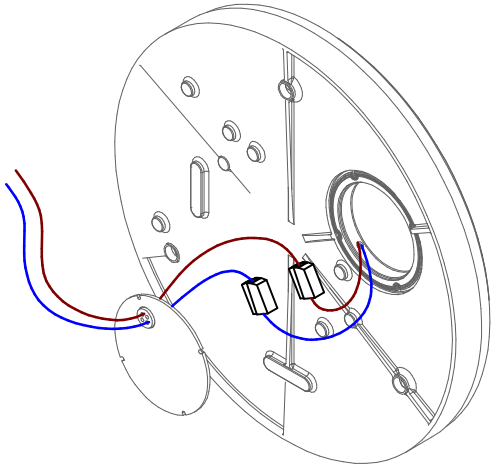

Code:	7786
Collection:	DINAMIC
Version:	01 Date: 16/05/15
Brand:	Ma&De

Istruzioni per l'installazione
Installation instructions
Instrucciones para la instalaciòn
Instructions pour l'installation
Installationsanleitung

6

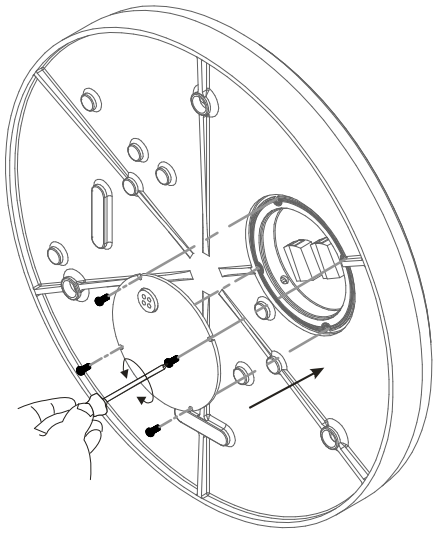

9

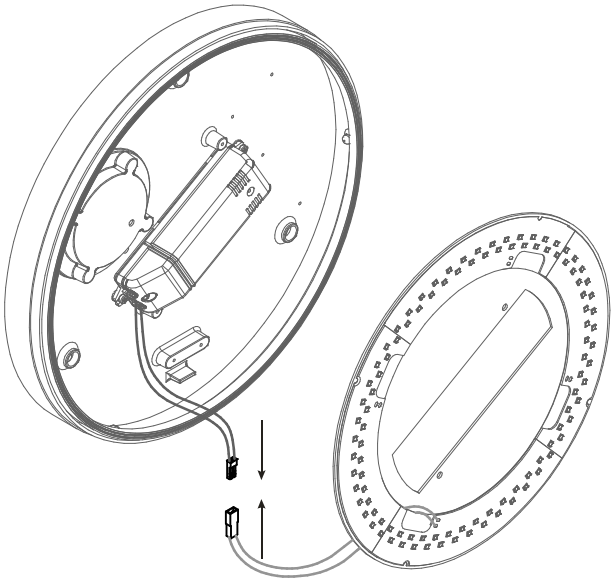

7

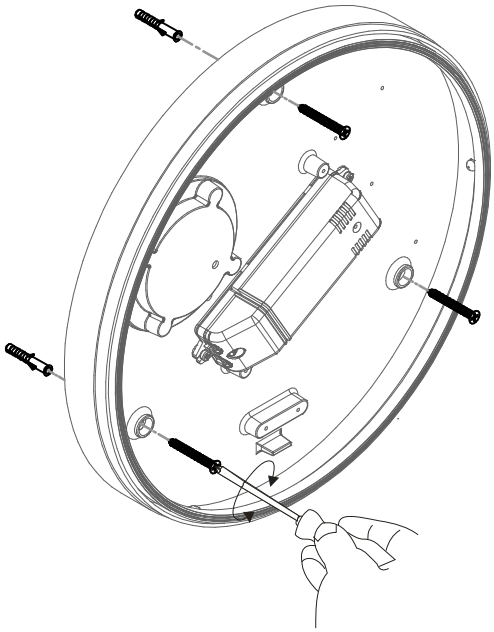

10

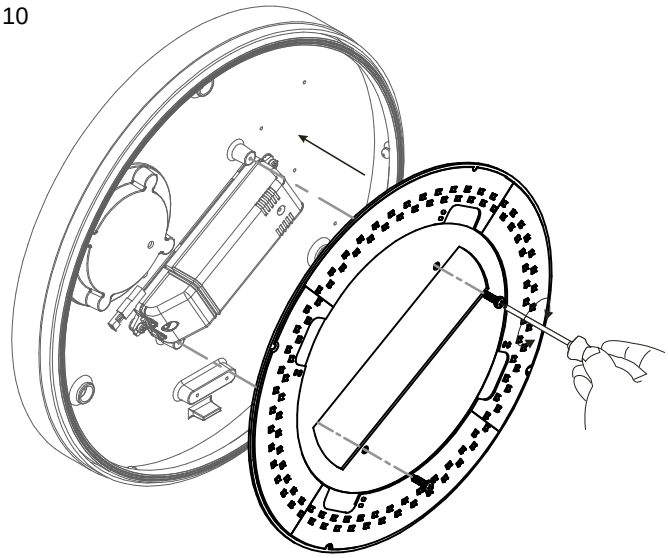

8

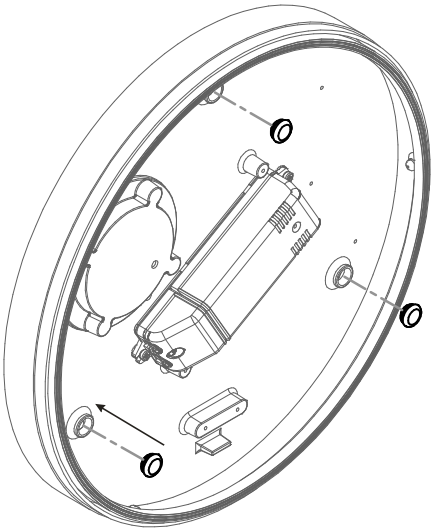

11

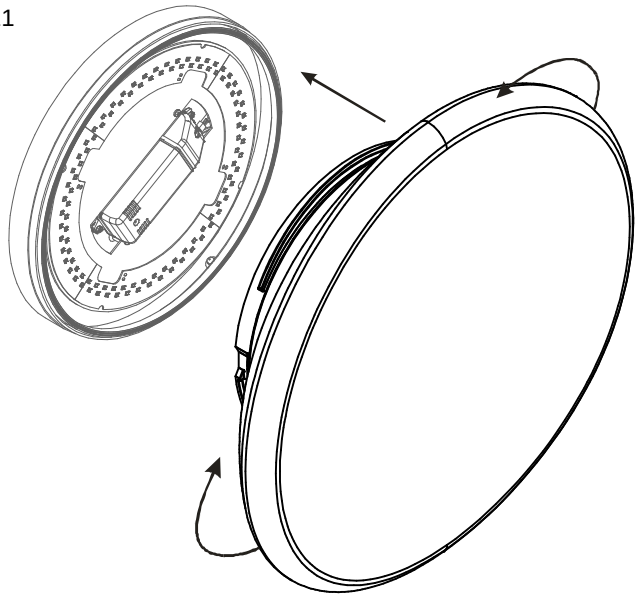

Code:	7787
Collection:	DINAMIC
Version:	01 Date: 20/05/2015
Brand:	Ma&De

Istruzioni per l'installazione
Installation instructions
Instrucciones para la instalaciòn
Instructions pour l'installation
Installationsanleitung

ATTENZIONE: la sicurezza dell'apparecchio è garantita solo con l'uso appropriato delle seguenti istruzioni; pertanto è necessario conservarle.

WARNING: the safety of this fixture is guaranteed only if you comply with these instructions; remember to conserve in a safe place.

ATENCION: la seguridad del aparato se garantiza solo cumpliendo cuidadosamente las siguientes instrucciones; por ello, es necesario conservarlas.

ATTENTION: la secutie de l'appareil n'est garantie qu'en cas d'utilisation correcte des instructions suivantes; il faut par consequent les conserver.

ACHTUNG: die sicherheit des gerates wird nur durch sachgemasse befolgung nachstehender anweisungen gewahrleistet; ihre aufbewahrung ist deshalb sehr wichtig.

Contenuto dell'imballo - Box Contents - Contenido de la confecciòn - Contenu de l'emballage - Packungsinhalt

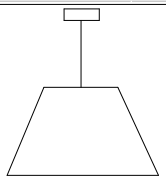
ARTICLE

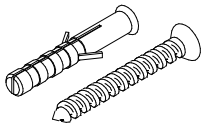
RAWLPLUGS
SCREWS

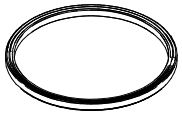
WASHER

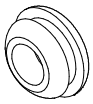
STOPPER

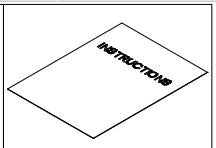

INSTRUCTIONS

1

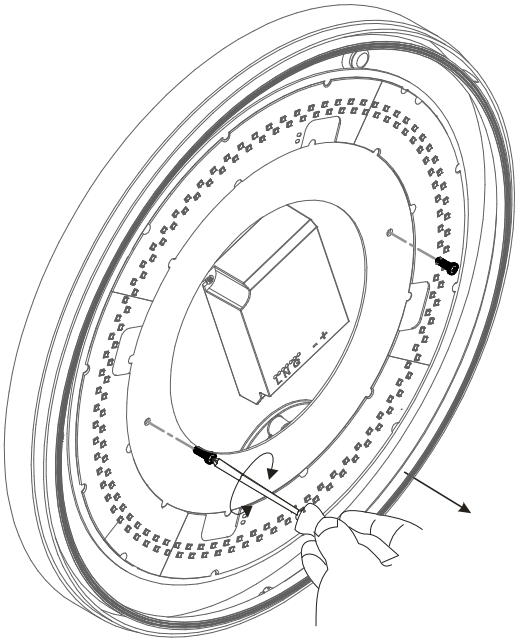

2

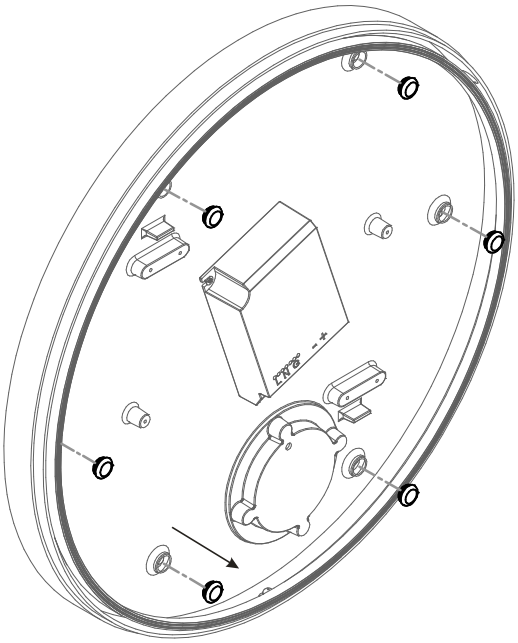

3

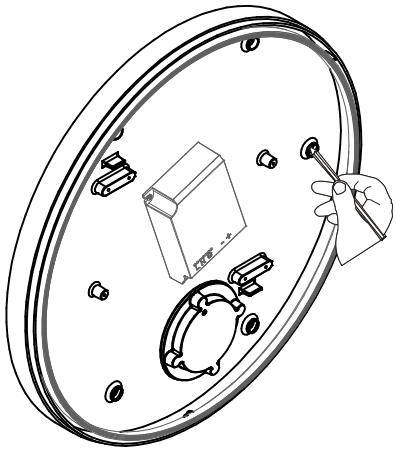

4

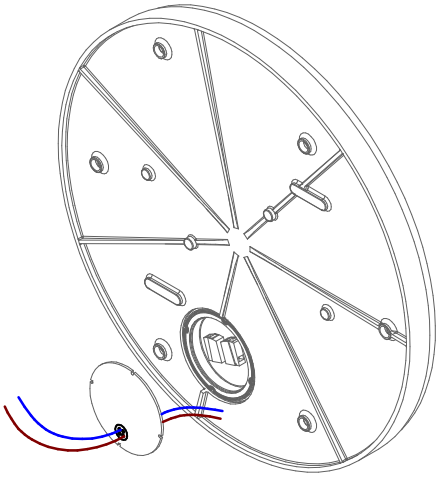

- Perforare la guarnizione con i fili di rete.
- Pierce the gasket with the threads of net.
- Die Verzierung mit den Fäden von Netz perforieren.
- Perforar la guarnición con los hilos de red.
- Perforer la garniture avec les fils de réseau.

5

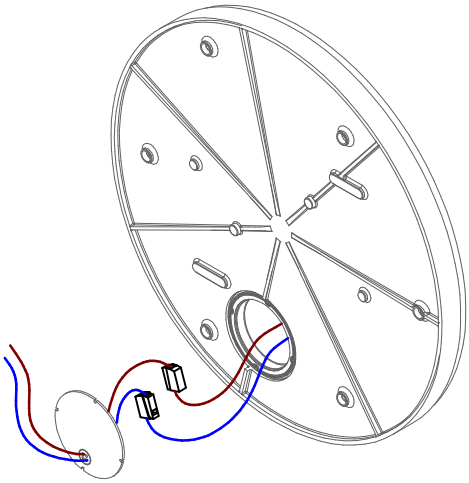

Code:	7787
Collection:	DINAMIC
Version:	01 Date: 20/05/2015
Brand:	Ma&De

Istruzioni per l'installazione
Installation instructions
Instrucciones para la instalaciòn
Instructions pour l'installation
Installationsanleitung

6

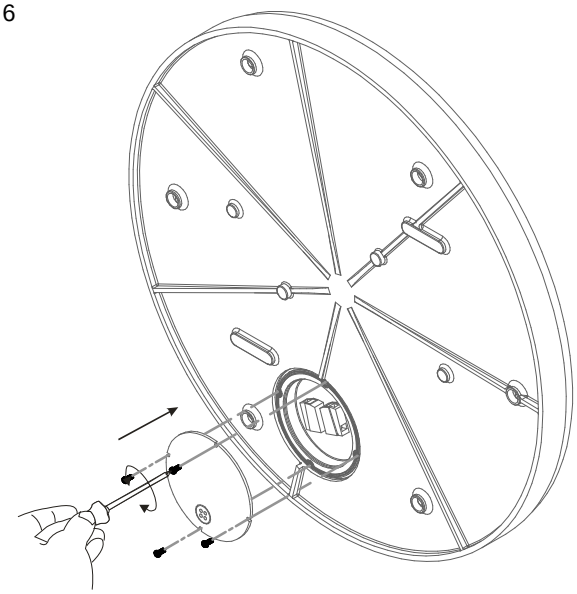

9

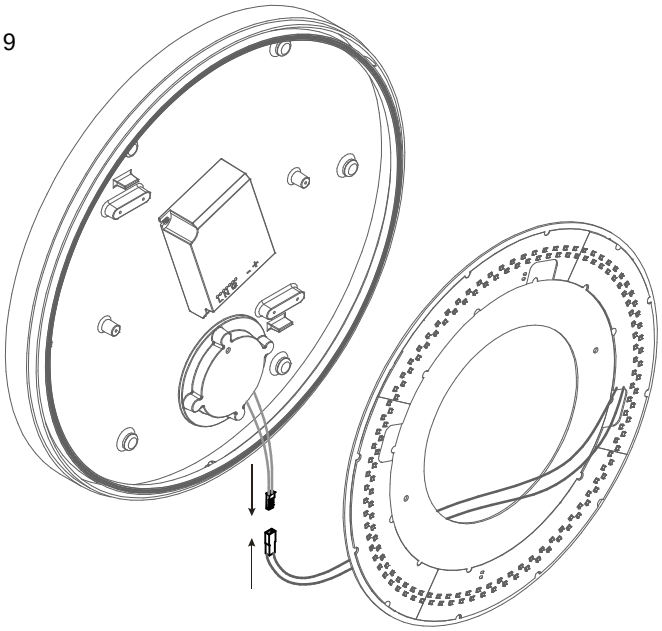

7

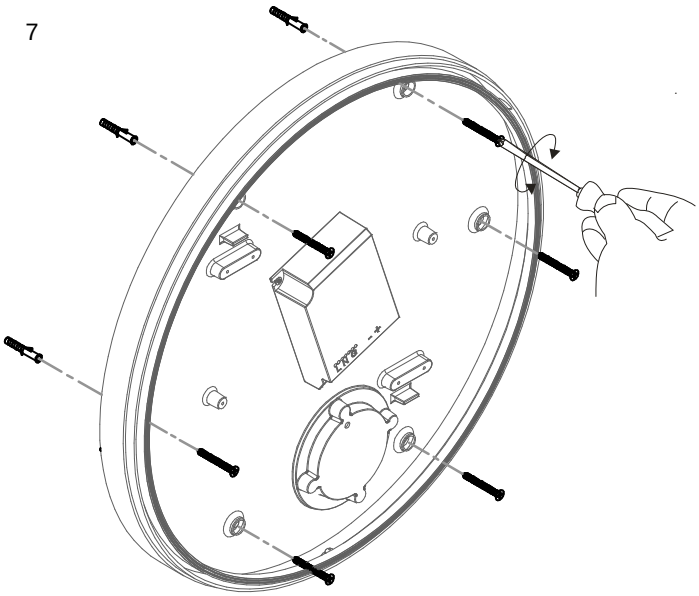

10

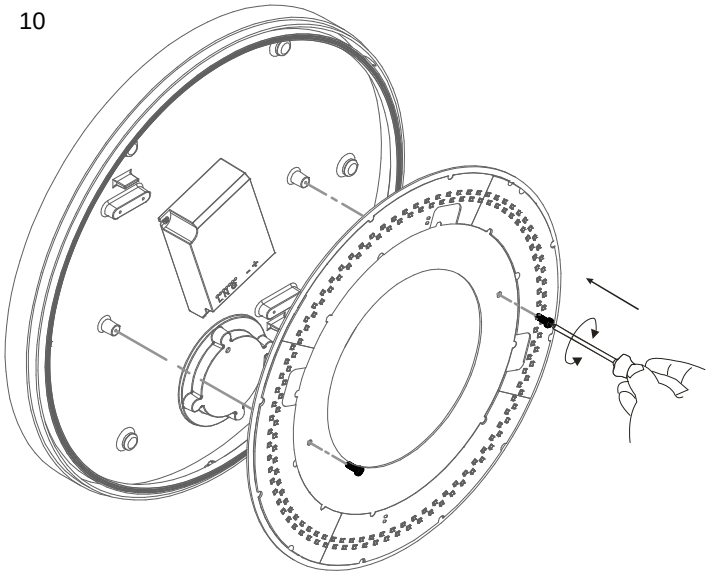

8

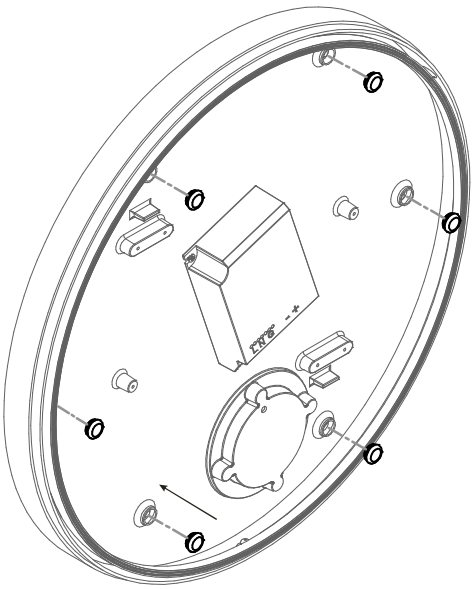

11

