FGI00687
ISIDE PLAFONIERA
rev:0

linea light

linealight
COLLECTION

D230	D350	D450	D550
☐ CA076DWHMDD	☐ CA077DWHMDD	☐ CA078DWHMDD	☐ CA079DWHMDD
■ CA076DBBMDD	■ CA077DBBMDD	■ CA078DBBMDD	■ CA079DBBMDD
■ CA076DDBMDD	■ CA077DDBMDD	■ CA078DDBMDD	■ CA079DDBMDD

D230	D350	D450	D550
☐ CA076DWHWDD	☐ CA077DWHWDD	☐ CA078DWHWDD	☐ CA079DWHWDD
■ CA076DBBWDD	■ CA077DBBWDD	■ CA078DBBWDD	■ CA079DBBWDD
■ CA076DDBWDD	■ CA077DDBWDD	■ CA078DDBWDD	■ CA079DDBWDD



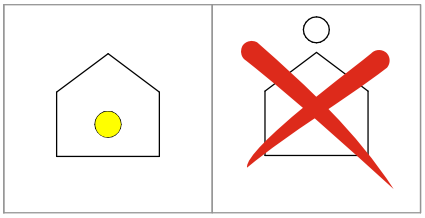

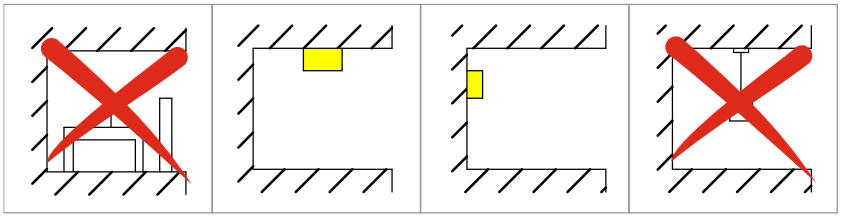

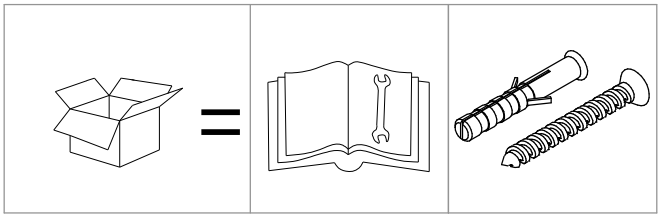

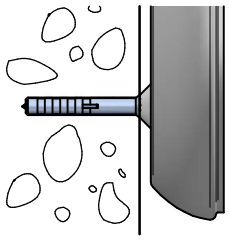



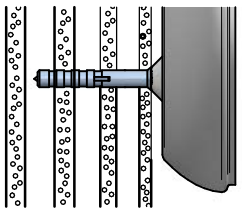



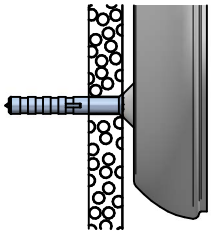



D230

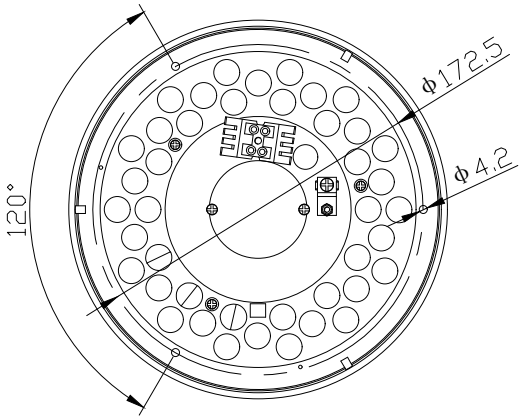

D350

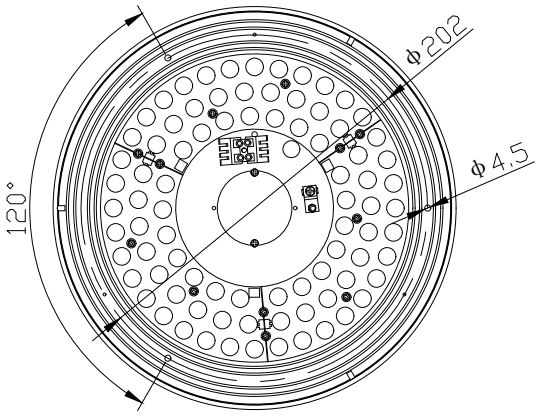

D450

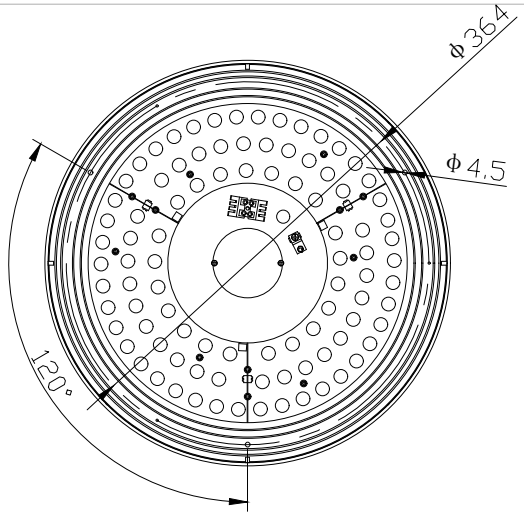

D550

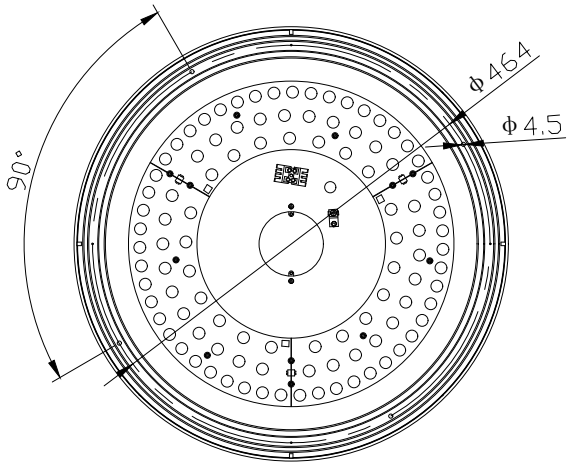

FGI00687
ISIDE PLAFONIERA
rev:0

1

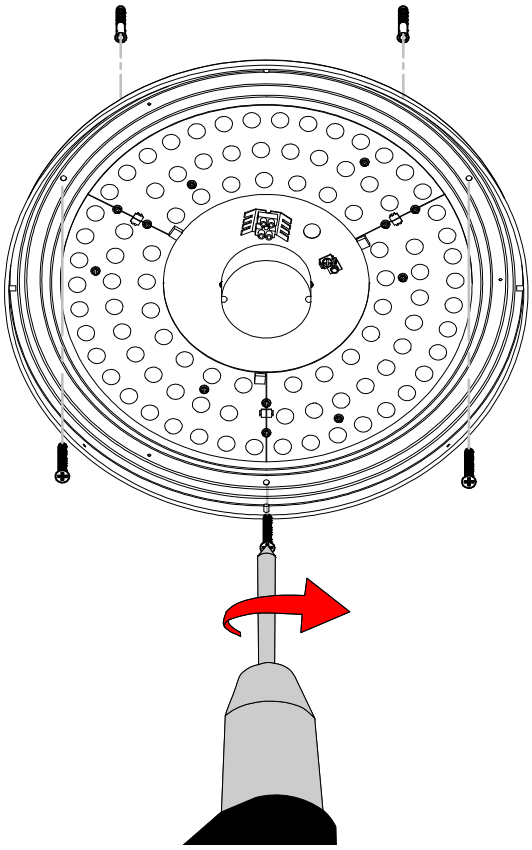

2

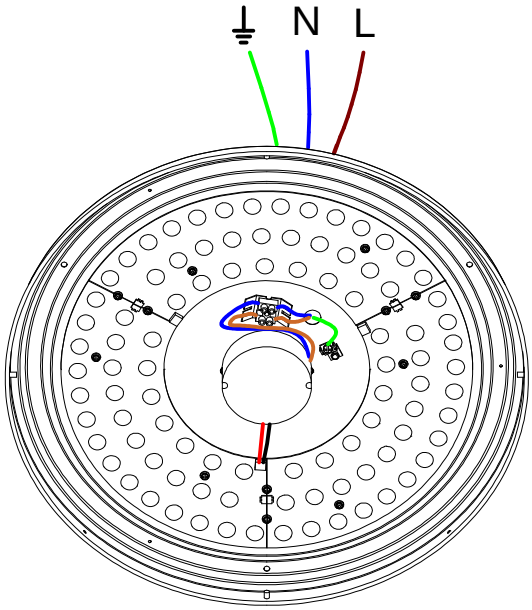

3

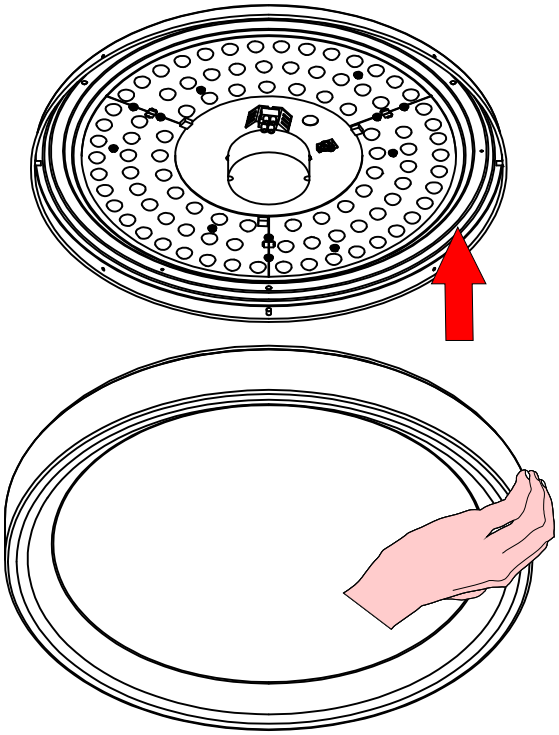

4

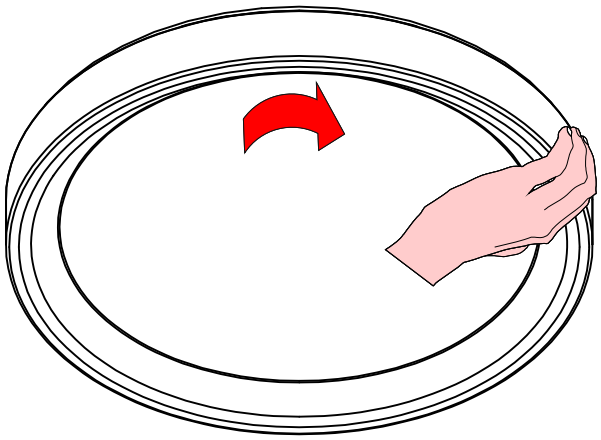

ISTRUZIONI PER IL LAVAGGIO DELL'APPARECCHIO D'ILLUMINAZIONE
LUMINAIRE CARE INSTRUCTIONS
ISTRUCCIONES PARA LIMPIAR LA LUMINARA
INSTRUCTIONS POUR LE LAVAGE DE L'APPAREIL D'ECLAIRAGE
ANLEITUNG ZUR REINIGUNG DES BELEUCHTUNGSGERATS





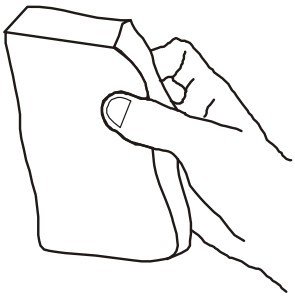

IT - ATTENZIONE!!!

Lavare la superficie del diffusore luce con panno umido, utilizzando solo acqua e sapone neutro.

EN - WARNING!!!

Wipe clean with a cloth damped in water with neutral detergent.

ES - ATENCION!!!

Limpie la superficie del difusor con un pano humedecido con agua y jabon neutro.

FR - ATTENTION!!!

Laver la surface du diffuseur de lumiere a l'aide d'un chiffon humide et en utlisant seulement de l'eau et du savon neutre.

DE - ACHTUNG!!!

Die oberflache vom lampenschirm mit einem feuchten lappen reinigen. De lappen mit wasser und neutralseife befeuchten.

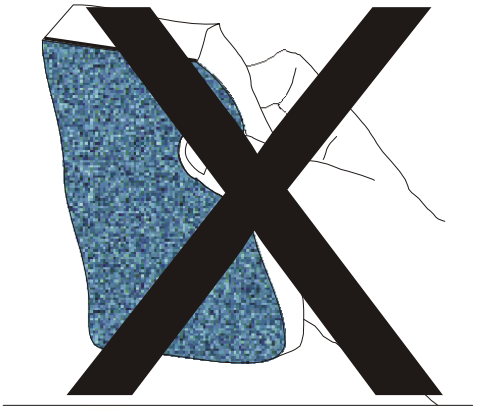

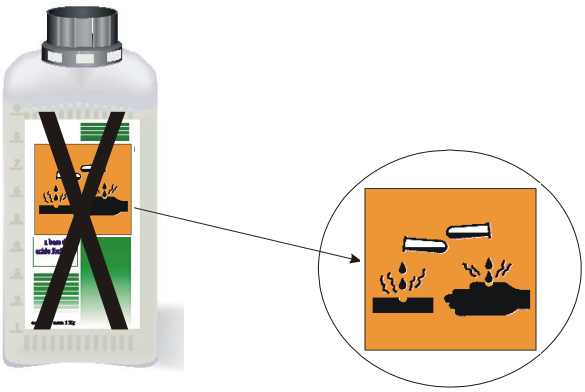

IT - ATTENZIONE!!!

Non utilizzare panni abrasivi e/o solventi.

EN - WARNING!!!

Avoiding the use of chemical solvents and/or abrasive cloths.

ES - ATENCION!!!

No utilizar panos abrasivos y solventes.

FR - ATTENTION!!!

Ne pas utiliser de chiffons abrasifs ou de dissolvants.

DE - ACHTUNG!!!

Abschleifende tuche und/oder losungmittel nicht benutzen.