SERIE | *SERIES*: LORO_R, LORO_RJ

BRAND: i-LèD

IP44 IP65

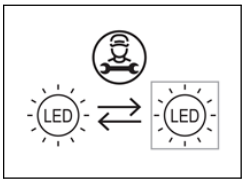

A

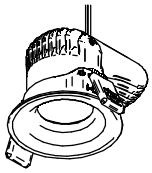

LORO_R
ϕ76
91749
91750
80799
80800
8W - 220mA
12.5W - 350mA

B

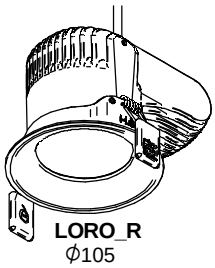

LORO_R
ϕ105
80672
80673
80807
80808
18W - 500mA
25W - 700mA

C

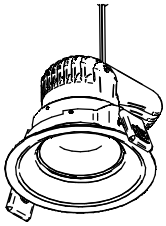

LORO_RJ
ϕ100
93450
93451
80863
80864
8W - 220mA
12.5W - 350mA

D

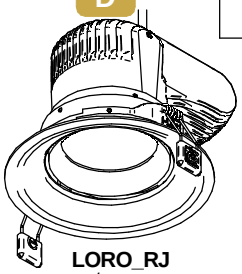

LORO_RJ
ϕ139
80370
80371
80871
80872
18W - 500mA
25W - 700mA

SPECIFICHE PRODOTTI - CODICI | *PRODUCTS SPECIFICATION - CODES*

CODE	Adjust.	Honey Comb	Dimensions [mm]	Installation Hole Ø X	Power DC [W]	Voltage [V]	Current [mA]	Weight [Kg]	Safety Class	IP	CRI	Color Temp. [°K]			Energy Class	N° Light Source	Conn. Type
												2700	3000	4000			
91749			101x69xØ76	68 mm	8 | 12,5	36	220 | 350	0,26	3	44	90	D	D	D	1	Y
91750									3			D	D	D			
80799		YES							3			D	D	D			
80800									3			D	D	D			
80672			148x99xØ105	95 mm	18 | 25	36	500 | 700	0,68	3			D	D	D		
80673									3			D	D	D			
80807		YES							3			D	D	D			
80808									3			D	D	D			
93450	YES		113x82xØ100	92 mm	8 | 12,5	36	220 | 350	0,34	3			D	D	D		
93451									3			D	D	D			
80863		YES							3			D	D	D			
80864									3			D	D	D			
80370	YES		166x112xØ139	127 mm	18 | 25	36	500 | 700	0,65	3			D	D	D		
80371									3			D	D	D			
80871		YES							3			D	D	D			
80872									3			D	D	D			

DIMENSIONI | *DIMENSIONS*

A

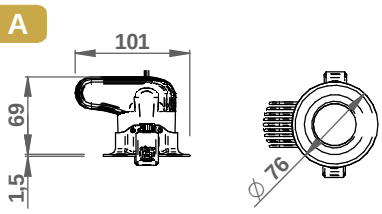

B

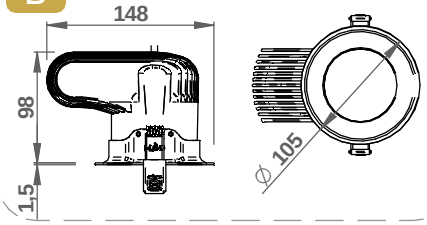

C

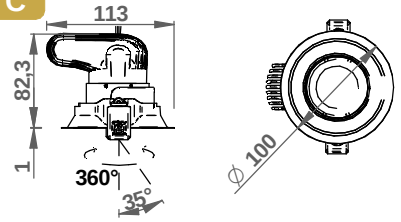

D

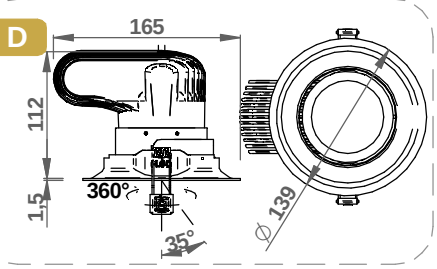

SERIE | *SERIES*: LORO_R, LORO_RJ

BRAND: i-LèD

PRE-INSTALLAZIONE | PRE-INSTALLATION

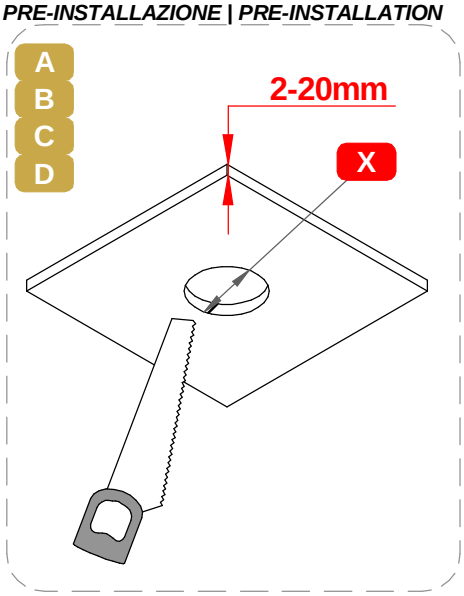

INSTALLAZIONE | INSTALLATION

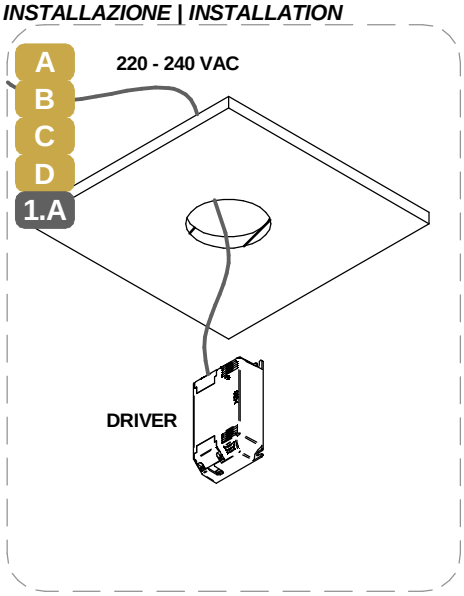

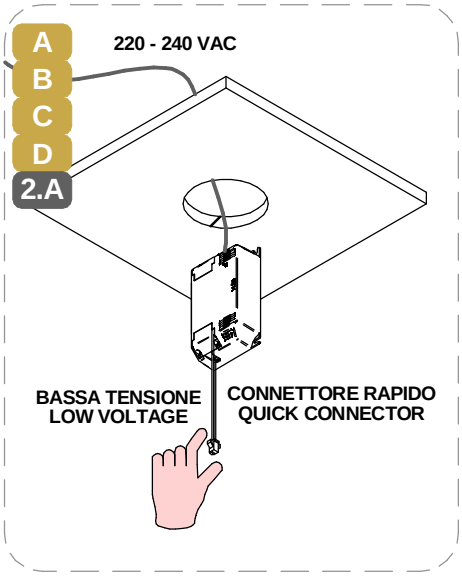

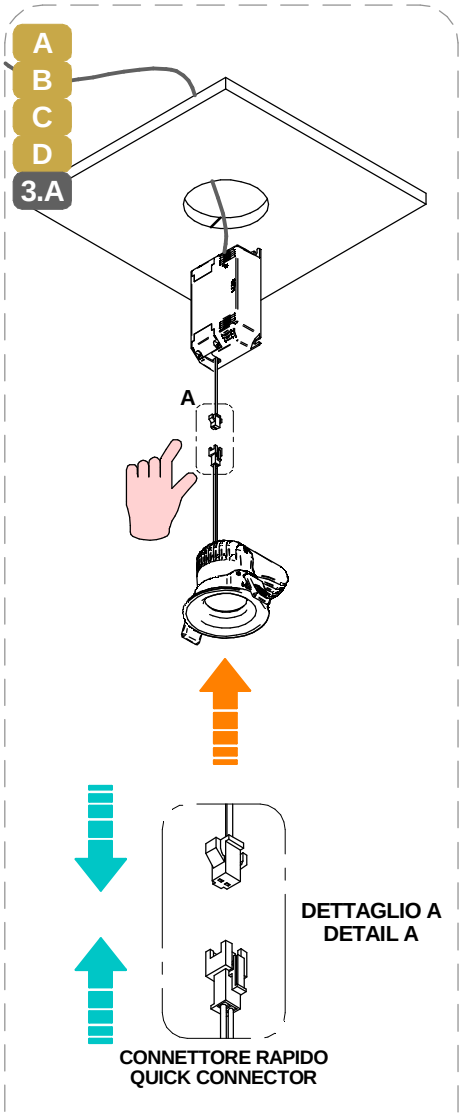

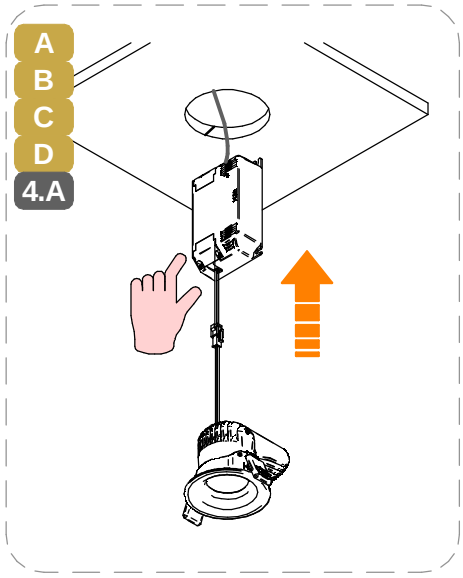

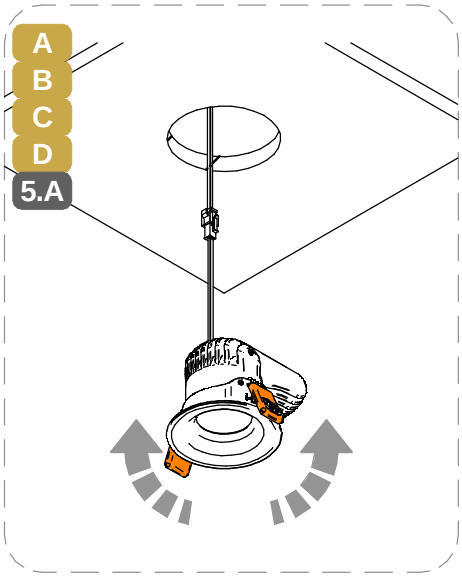

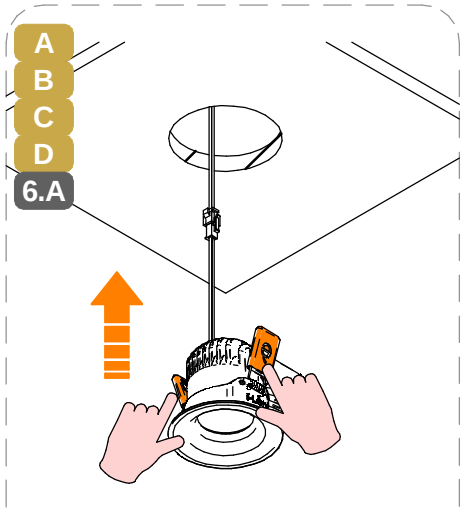

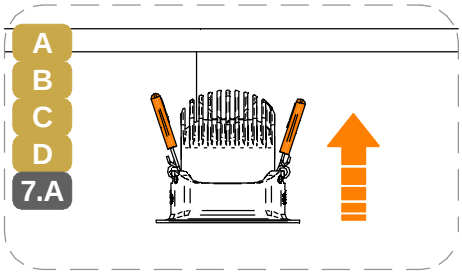

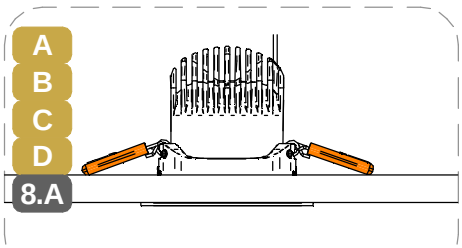

SERIE | *SERIES*: LORO_R, LORO_RJ

BRAND: i-LèD

REGOLAZIONE | *ADJUSTMENT*

A
B
C
D
9.A

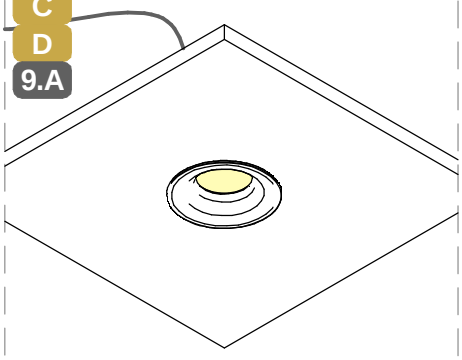

C
D
1.B

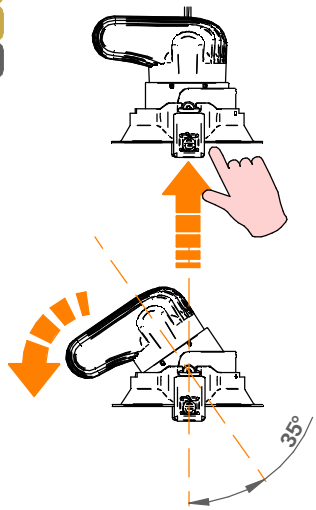

C
D
2.B

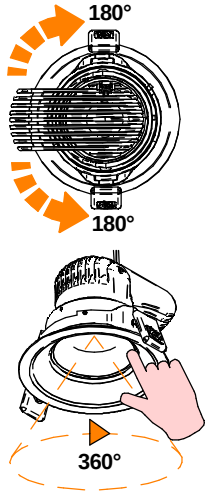

PER UN'INSTALLAZIONE SICURA, E' OBBLIGATORIO SEGUIRE LE DISTANZE SPECIFICATE

IT'S MANDATORY TO FOLLOW THESE DIMENSIONS FOR A SAFE INSTALLATION



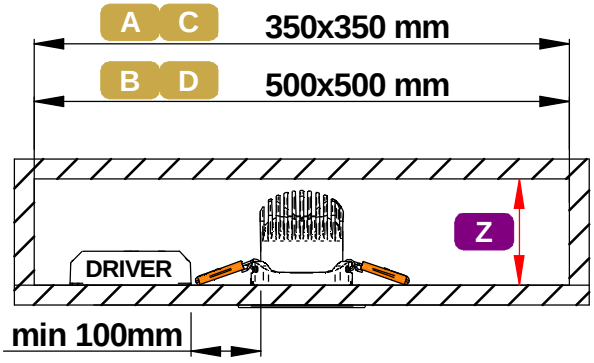

	min. Z
A	100mm
B	140 mm
C	100 mm
D	140 mm

CABLAGGIO / *WIRING*

1



TUTTE LE OPERAZIONI DI COLLEGAMENTO ALLA RETE ELETTRICA DEVONO ESSERE CONDOTTE IN MANCANZA DI TENSIONE

ALL THE WIRING OPERATION MUST BE PERFORMED WITH MCB IN OFF POSITION

2



SE IL PRODOTTO E' DEFINITO IN CLASSE 1, IL CONDUTTORE DI MESSA A TERRA DI PROTEZIONE DEVE ESSERE SEMPRE COLLEGATO

IF THE FITTING IS CLASS 1 RATED, THE CPC | EARTH | PE CONDUCTOR MUST BE CONNECTED

3

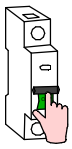

SE L'IMPIANTO E' STATO COMPLETATO ED E' IN SICUREZZA, PUO' ESSERE ALIMENTATO

WHEN THE CIRCUIT IS COMPLETED AND SAFE, MCB CAN BE SET IN ON POSITION

SE IL PRODOTTO E' DEFINITO IN CLASSE 3, IL CIRCUITO SECONDARIO A BASSA TENSIONE DEVE ESSERE COLLEGATO ALL'ALIMENTATORE PRIMA CHE QUESTO SIA SOTTO TENSIONE

IF THE FITTING IS CLASS 3 RATED, THE LOW VOLTAGE CIRCUIT MUST BE WIRED BEFORE THE POWER SUPPLY IS POWERED ON

SE IL CARICO VENISSE COLLEGATO AD ALIMENTATORE SOTTO TENSIONE, I PRODOTTI POTREBBERO DANNEGGIARSI, SUBENDO UN DANNO DA SOVRATENSIONE

IF THE LOAD IS WIRED TO AN ALREADY ON POWER SUPPLY, THE FITTINGS COULD BE DAMAGED BY VOLTAGE SURGE

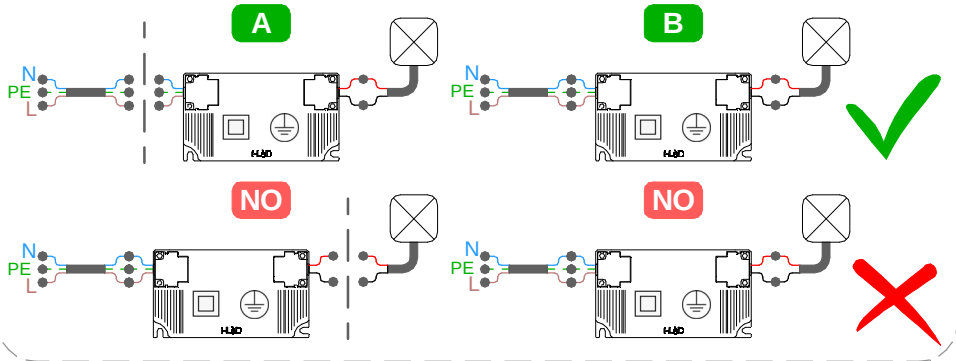

TIPO DI CONNESSIONE

TYPE OF CONNECTION

Y: Se il cavo flessibile esterno di questo apparecchio è danneggiato, deve essere sostituito esclusivamente dal fabbricante, dal suo servizio di assistenza o da personale qualificato equivalente, al fine di evitare pericoli.

Y: If the external flexible cable of this appliance is dameged, it must only be replaced by the manufacturer, its service department or equivalent qualified personell in order to avoid danger.

SERIE | *SERIES*: LORO_R, LORO_RJ

BRAND: i-LèD

MARRONE / BROWN = LINEA / *LINE*
AZZURRO / LIGHT BLUE = NEUTRO / *NEUTRAL*
GIALLO-VERDE / YELLOW-GREEN = TERRA / EARTH CPC | PE

N° DI PRODOTTI PER ALIMENTATORE | *N° OF LIGHT FITTINGS PER DRIVER*

CC

N° MAX *DEVICES*

TIPO TYPE	ON-OFF				0/1-10V				DALI2 PUSH		
CODE	99198	99375	83219	99112	99732	99115	99262	83066	83322	C-E100030	C-E100031
91749	1	1			1	1			1-1		
91750	1	1			1	1			1-1		
80799	1	1			1	1			1-1		
80800	1	1			1	1			1-1		
80672			1	1			1	1		1	1
80673			1	1			1	1		1	1
80807			1	1			1	1		1	1
80808			1	1			1	1		1	1
93450	1	1			1	1			1-1		
93451	1	1			1	1			1-1		
80863	1	1			1	1			1-1		
80864	1	1			1	1			1-1		
80370			1	1			1	1		1	1
80371			1	1			1	1		1	1
80871			1	1			1	1		1	1
80872			1	1			1	1		1	1

- NERO / BLACK = 220mA
- ARANCIONE / ORANGE = 350mA
- ROSSO / *RED* = 500mA
- BLU / *BLUE* = 700mA

CC **CABLAGGIO IN SERIE | CORRENTE COSTANTE**
SERIES WIRING | CONSTANT CURRENT

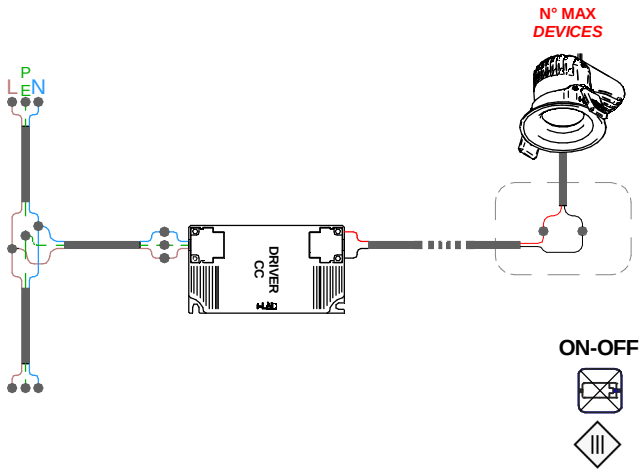

CC **CABLAGGIO IN SERIE | CORRENTE COSTANTE**
SERIES WIRING | CONSTANT CURRENT

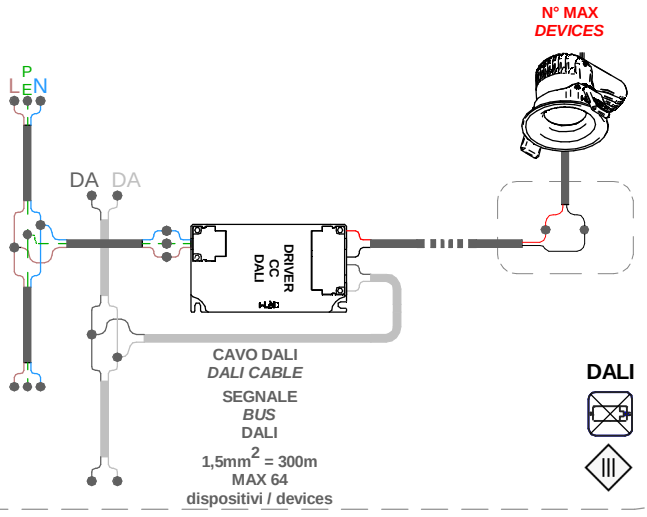

CC **CABLAGGIO IN SERIE | CORRENTE COSTANTE**
SERIES WIRING | CONSTANT CURRENT

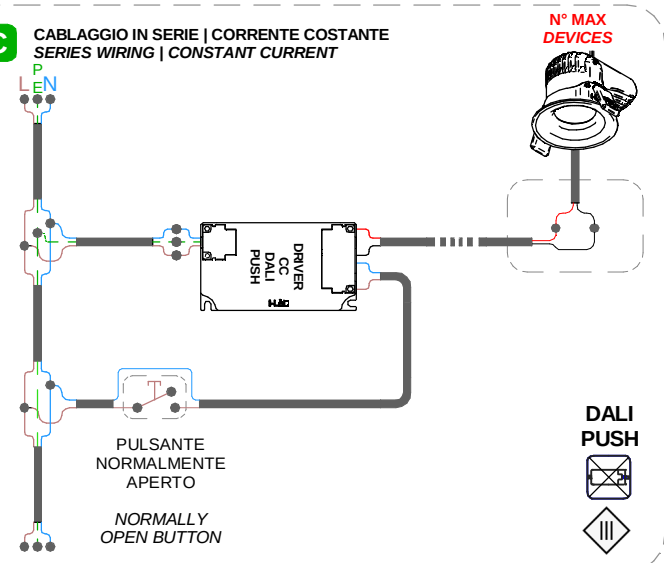

COMBINAZIONE COLORI CONDUTTORI | *CABLE COLOR CODING*

- NERO/*BLACK* = **NEGATIVO - / *NEGATIVE* -**
- ROSSO/*RED* = **POSITIVO + / *POSITIVE* +**

CAVO DALI / *DALI CABLE*

DALI
- NERO / *BLACK* = **DA | L**
- BIANCO / *WHITE* = **DA | N**