SERIES: EPITAX, EPITAX_J

BRAND: i-LED

IP 44

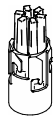

EPITAX
630 mA | 2 W DC

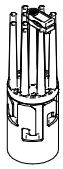

EPITAX
630 mA | 2 W DC
500 mA | 4,5 W DC
700 mA | 6,3 W DC

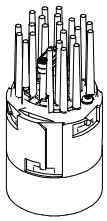

EPITAX
800mA | 10 W DC

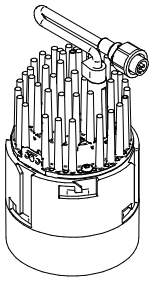

EPITAX
400 mA | 15 W DC

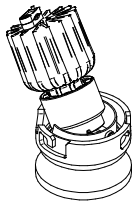

EPITAX_J
700 mA | 8 W DC

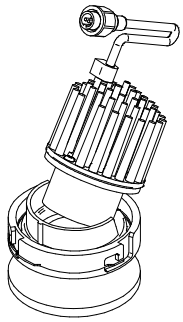

EPITAX_J
400 mA | 15 W DC

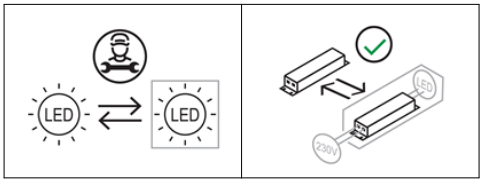

CODICI/CODES

CODE	*Dimensions (LxWxH / Ø x H mm)*	*POWER (W)*	*CLASS I / II* INPUT (V)	*CLASS I / II* FREQUENCY (Hz)	*CLASS III* VOLTAGE (V)	*CLASS III* CURRENT (mA)	*WEIGHT (Kg)*	*CLASS*	*IP*	*CRI*	*Energy class light Temperature* 2700	3000	4000
80632, 80633, 80745	70 x Ø29	2	3		630		0.06	3	40	90	E	E	D
C00121	115 x Ø34	2	3		630		0.1	3	40	90	E	E	D
C00058, C00059	115 x Ø34	4.5-6.3	9		500-700		0.1	3	40	90	E	E	D
80595, 80596, 80751	129 x Ø64	10	12		800		0.2	3	40	90	E	E	D
80603, 80604, 80753	151 x Ø88	15	36		400		0.4	3	40	90	E	E	D
80644, 80645, 80758	112 x Ø64	8	12		700		0.2	3	40	90	E	E	D
80648, 80649, 80760	135 x Ø88	15	36		400		0.4	3	40	90	E	E	D

Ta -20°C ÷ +50°C

Installazione / Manutenzione

L'articolo dovrà essere installato da personale qualificato, **seguendo le normative d'installazione vigenti del paese di appartenenza**;
In caso di malfunzionamento o necessità di manutenzione dell'articolo contattare il servizio clienti Linea Light tramite la seguente mail: **support@linealight.com.**

SONO SEVERAMENTE VIETATE LE OPERAZIONI DI INSTALLAZIONE E MANUTENZIONE DELL'ARTICOLO MENTRE QUEST ULTIMO È IN FUNZIONE; !!! ATTENZIONE !!! DUARANTE IL FUNZIONAMENTO ALCUNE PARTI DELL'APPARECCHIO POSSONO RAGGIUNGERE TEMPERATURE ELEVATE.

Installation / Maintenance

*The article must be installed by qualified personnel, **following the installation regulations in force in your country;***
*In the event of malfunction or need for maintenance of the article, contact Linea Light customer service via the following e-mail: **support@linealight.com.***

IT IS STRICTLY FORBIDDEN TO INSTALL AND MAINTAIN THE ARTICLE WHILE IT IS IN OPERATION; !!! WARNING !!! DURING OPERATION, CERTAIN PARTS OF THE APPLIANCE MAY REACH HIGH TEMPERATURES.

***LINEA LIGHT declines any kind of responsibility** if the instructions provided in the following instruction manual and in the main manual present in the article's packaging are not followed.*

UTILIZZO CONFORME:

L'apparecchio è garantito esclusivamente se l'articolo in questione sia stato installato seguendo le istruzioni riportate in questo manuale di istruzioni e da quello generale presenti all'interno dell'imballo e scaricabili dal sito: **www.linealight.com**; **In caso di mancata osservazione delle precedenti avvertenze, l'azienda LINEA LIGHT declinerà ogni tipologia di responsabilità.**
Un utilizzo scorretto dell'articolo può influire nella durata utile della lampada e/o potrebbe causarne un guasto precoce.
Evitare la pulizia dell'apparecchio utilizzando agenti chimici aggressivi, è sufficiente passare l'articolo con uno straccio inumidito con acqua.
Per ulteriori avvertenze e/o spiegazioni di eventuali simboli si prega di visionare il foglio istruzioni generale.

CONSERVARE LE PRESENTI ISTRUZIONI PER FUTURI LAVORI DI INSTALLAZIONE/MANUTENZIONE.

COMPLIANT USE:

*The luminaire is only guaranteed if the article in question has been installed in accordance with the instructions given in this instruction manual and the general manual found inside the packaging and downloadable from: **www.linealight.com**;* **In the event of failure to comply with the above warnings, LINEA LIGHT declines all liability.**
Incorrect use of the article may affect the service life of the lamp and/or cause it to fail prematurely.
Avoid cleaning the fixture using harsh chemicals, simply wipe the item with a cloth dampened with water.
For further warnings and/or explanations of possible symbols please refer to the general instruction sheet.

KEEP THESE INSTRUCTIONS FOR FUTURE INSTALLATION/MAINTENANCE WORK.

***(ITA)** - I prodotti devono essere installati tassativamente con alimentazioni, cablaggi e accessori originali del Gruppo Linea Light, o eventualmente approvati dall'azienda. L'utilizzo di accessori non originali, o non approvati, determina il decadimento di ogni garanzia sul prodotto. **(ENG)** - All power supply, wiring and accessories used for product installation shall be original Linea Light Group parts or approved by the company. The warranty will become void if non original or non approved parts are used. **(FRA)** - Les produits doivent impérativement être installés avec des alimentations, des câblages et des accessoires Linea Light Group, ou qui ont été approuvés par l'entreprise. L'utilisation d'accessoires non d'origine, ou non approuvés, entraîne la déchéance de toute garantie sur le produit. **(ESP)** - Los productos se han de instalar obligatoriamente con alimentaciones, cableados y accesorios originales de Linea Light Group o, de otra forma, deben ser aprobados por la empresa misma. El uso de accesorios no originales, o no aprobados, anula todas las garantías del producto. **(GER)** Die Produkte müssen obligatorisch mit Originalstromversorgung, Originalkabeln und Originalzubehör der Linea Light Group oder mit Teilen, die von der Linea Light Group ausdrücklich empfohlen sind, installiert werden. Die Verwendung von nicht originalem oder nicht vom Hersteller empfohlenem Zubehör führt zu einem sofortigen Verfall vom Garantieanspruch für das Produkt.*

SERIES: EPITAX, EPITAX_J

BRAND: i-LED

ACCESSORI NON INCLUSI
ACCESSORIES NOT INCLUDED

A. CONTROCASSA A RASO
A. TRIMLESS CASING
Epitax 2W Ø29



C-C100005 37

B. CONTROCASSA A RASO
B. TRIMLESS CASING
Epitax 2W Ø34, Epitax 4,5/6,3W



C-C100006 40

C. CONTROCASSA A RASO
C. TRIMLESS CASING
Epitax 10W - Epitax_J 8W

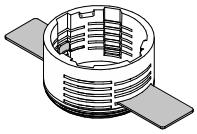

98499 73-76

D. CONTROCASSA A RASO
D. TRIMLESS CASING
Epitax 15W - Epitax_J 15W

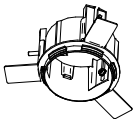

98500 105

E. CONTROCASSA
E. TRIM CASING
Epitax 2W Ø29



98527, 98528, 98529 35

F. CONTROCASSA
F. TRIM CASING
Epitax 2W Ø34, Epitax 4,5/6,3W



98530, 98531, 98532 40

G. CONTROCASSA
G. TRIM CASING
Epitax 10W - Epitax_J 8W

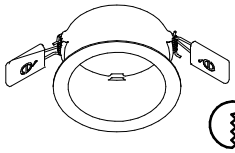

98533, 98534, 98535 76

H CONTROCASSA
H. TRIM CASING
Epitax 15W - Epitax_J 15W

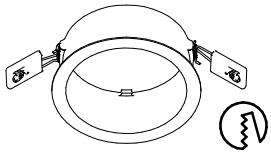

98536, 98537, 98538 102

DIMENSIONI / *DIMENSIONS*

80632
80633
80745

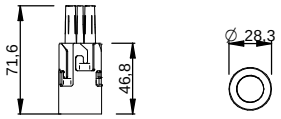

80644
80645
80758

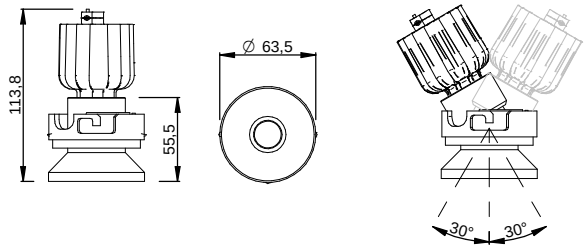

C00121
C00058
C00059

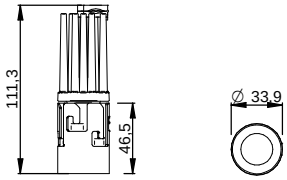

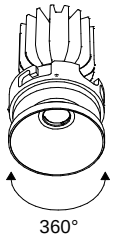

80595
80596
80751

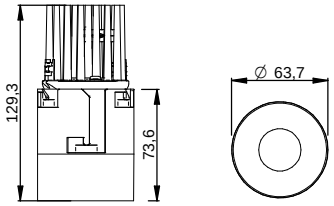

80603
80604
80760

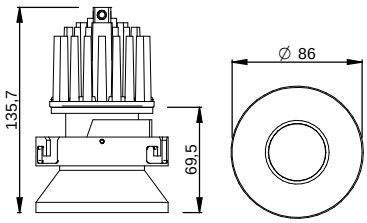

80603
80604
80753

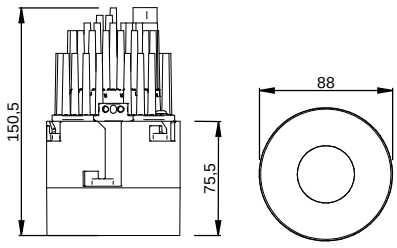

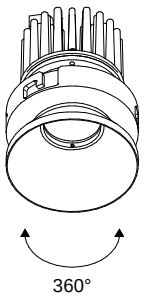

SERIES: EPITAX, EPITAX_J

BRAND: i-LED

INSTALLAZIONE A RASO/ *FLUSH INSTALLATION*

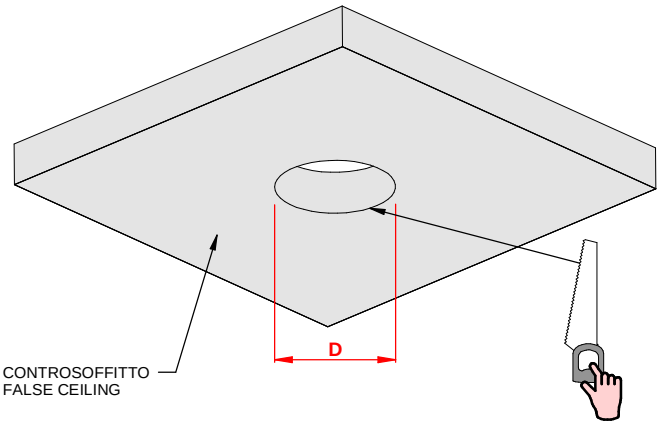

A. CONTROCASSA A RASO
A. TRIMLESS CASING
Epitax 2W Ø29



C-C100005 37

B. CONTROCASSA A RASO
B. TRIMLESS CASING
Epitax 2W Ø34, Epitax 4,5/6,3W



C-C100006 40

TABELLA "A"
TABLE "A"

CODICE *REF.*	DIAMETRO *DIAMETER*
C-C100005	37mm
C-C100006	40mm

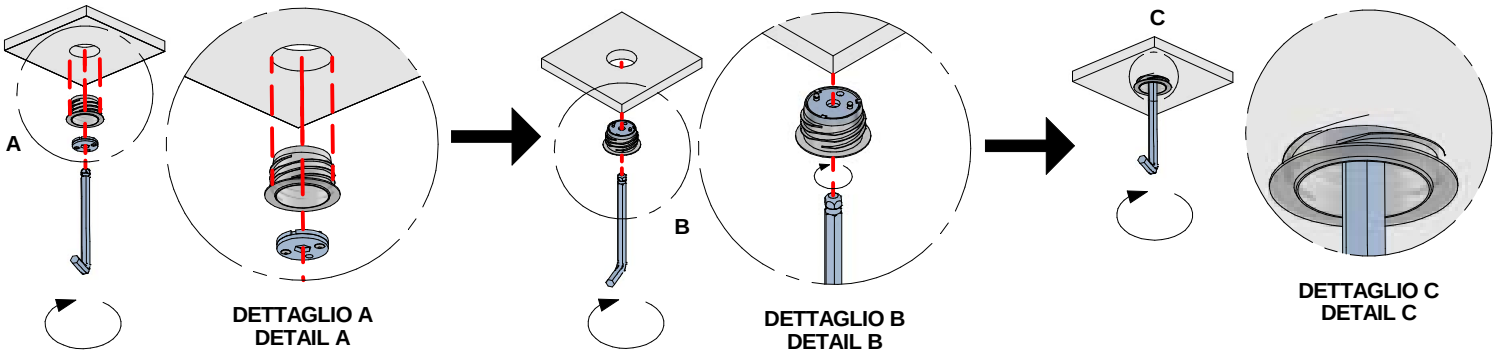

DETTAGLIO A
DETAIL A

DETTAGLIO B
DETAIL B

DETTAGLIO C
DETAIL C

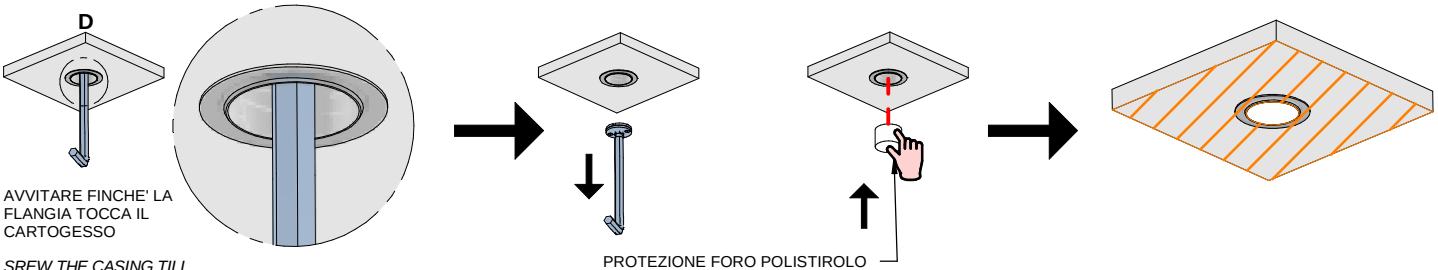

DETTAGLIO D
DETAIL D

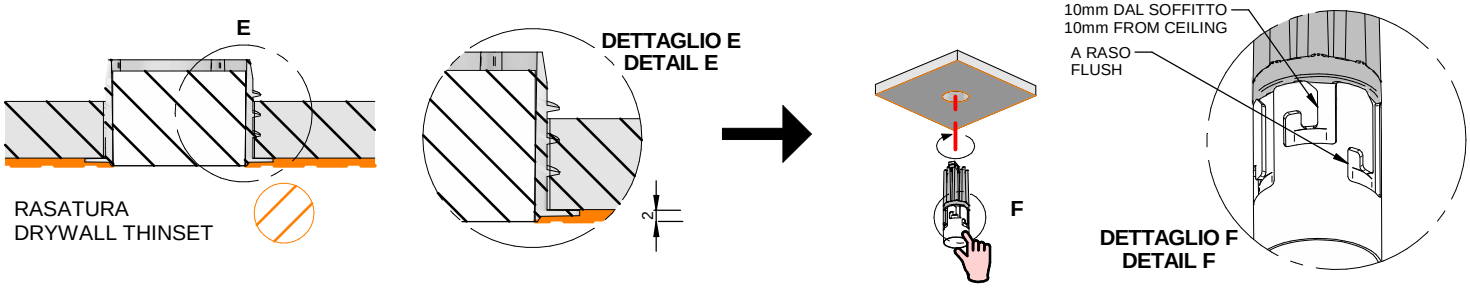

DETTAGLIO E
DETAIL E

DETTAGLIO F
DETAIL F

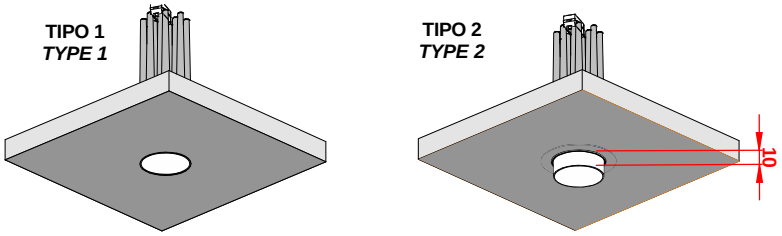

SERIES: EPITAX, EPITAX_J

BRAND: i-LED

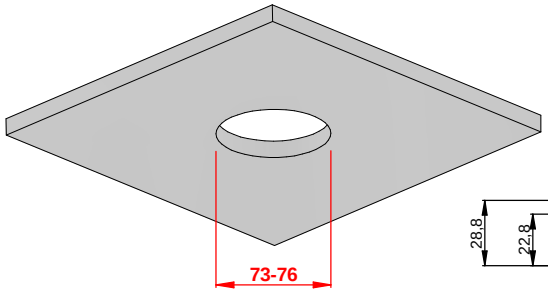

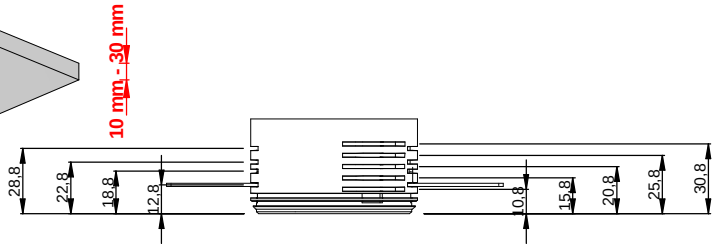

C. CONTROCASSA A RASO
C. TRIMLESS CASING
Epitax 10W - Epitax_J 8W

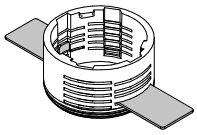

98499 73-76

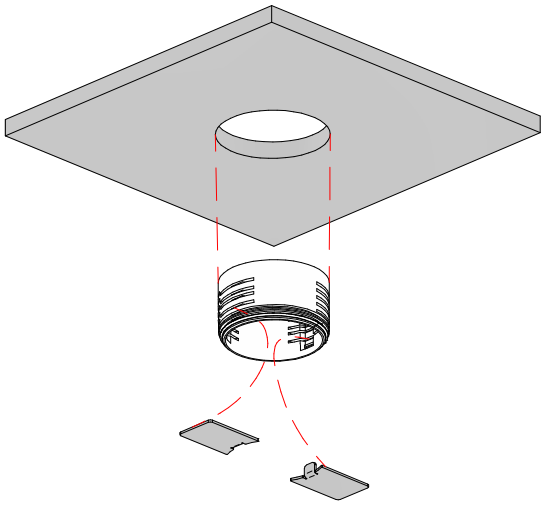

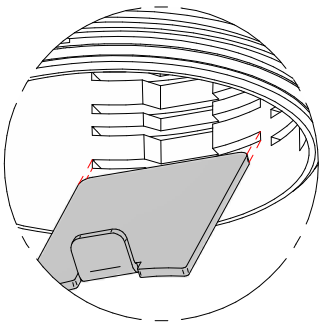

DETTAGLIO I
DETAIL I

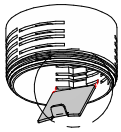

I

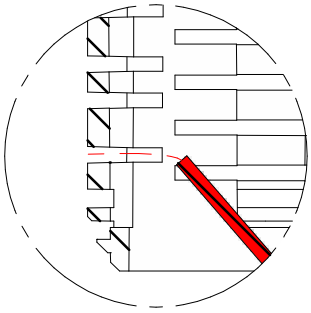

DETTAGLIO K
DETAIL K

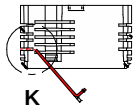

K

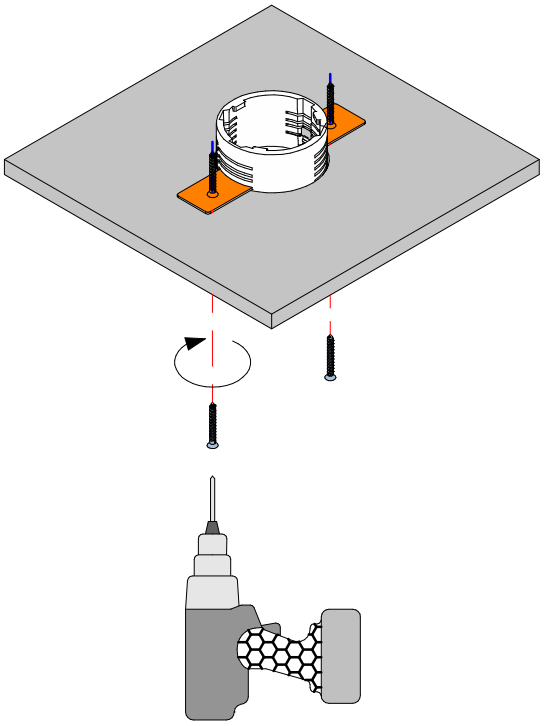

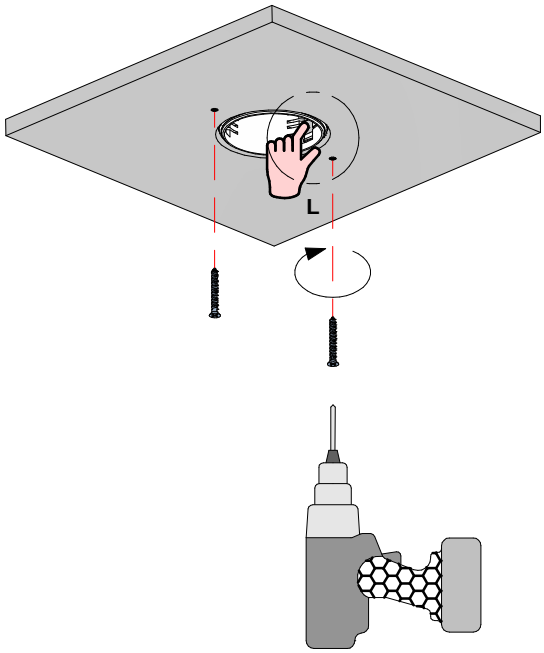



DETTAGLIO L
DETAIL L

SERIES: EPITAX, EPITAX_J

BRAND: i-LED

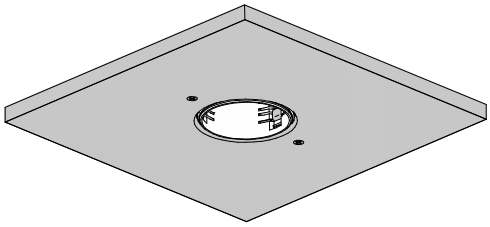

RASATURA
DRYWALL THINSET

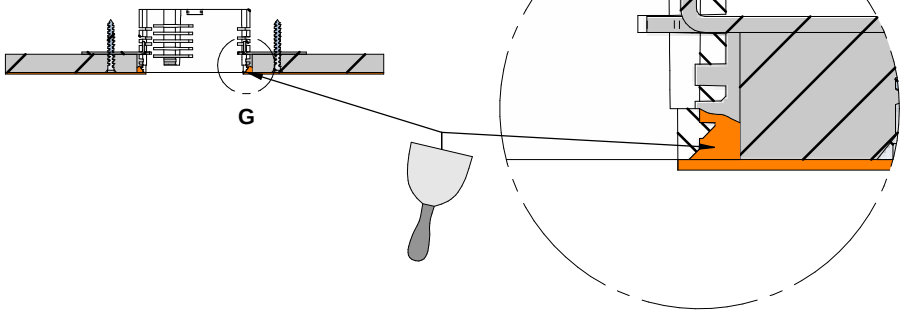

DETTAGLIO G
DETAIL G

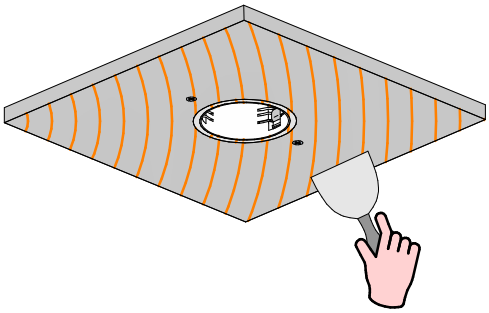

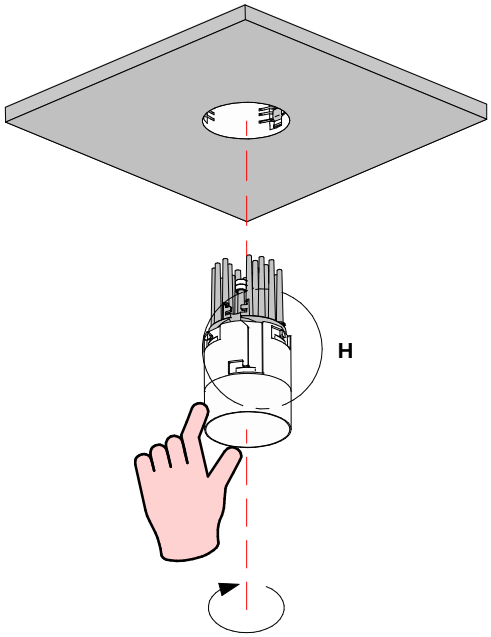

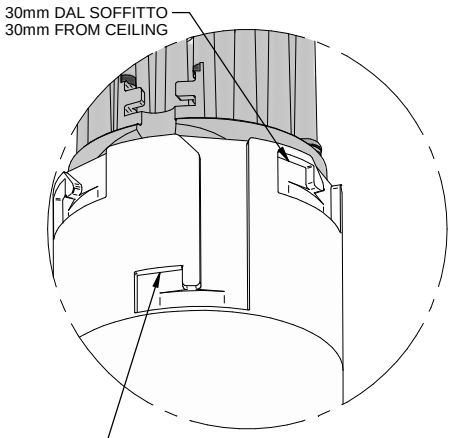

DETTAGLIO H
DETAIL H

TIPO 2
TYPE 2

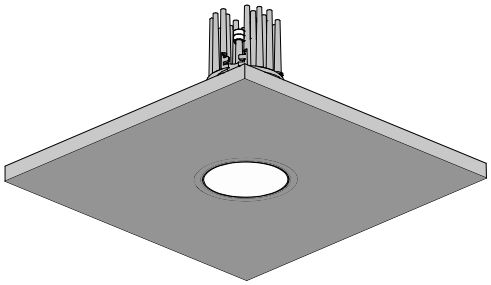

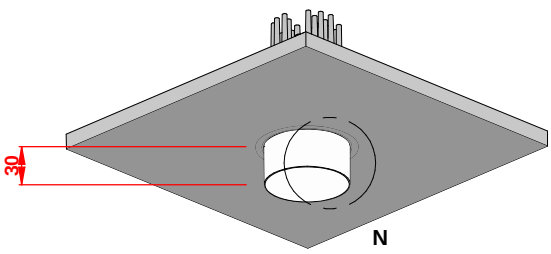

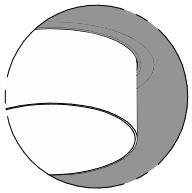

DETTAGLIO N
DETAIL N

SERIES: EPITAX, EPITAX_J

BRAND: i-LED

D. CONTROCASSA A RASO
D. TRIMLESS CASING
Epitax 15W - Epitax_J 15W

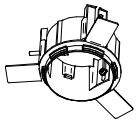

98500

105

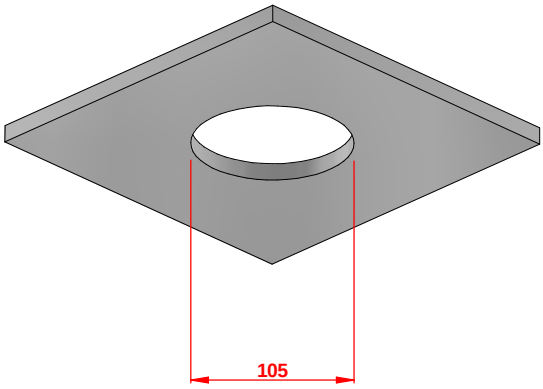

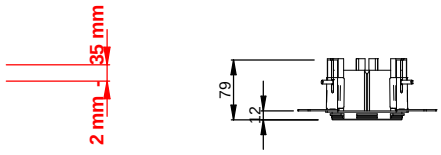

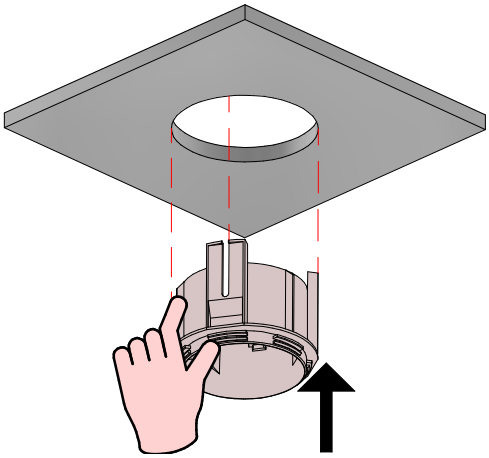

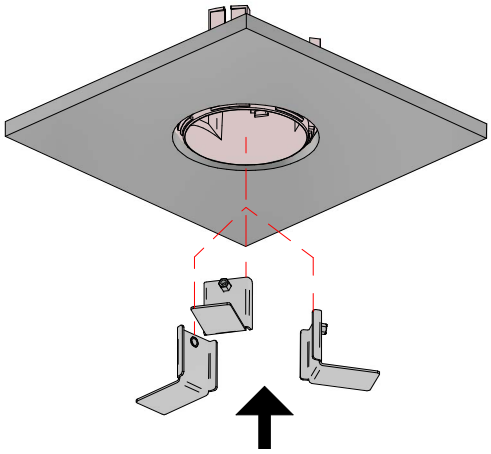

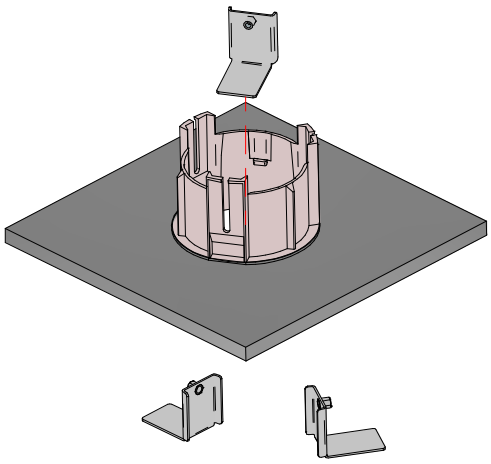

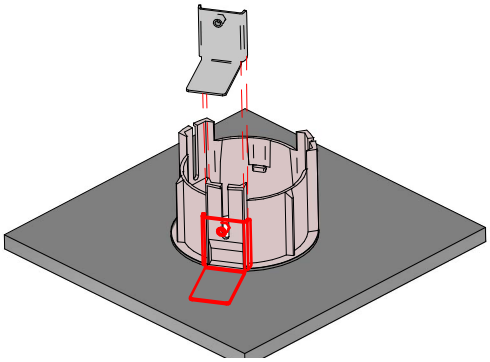

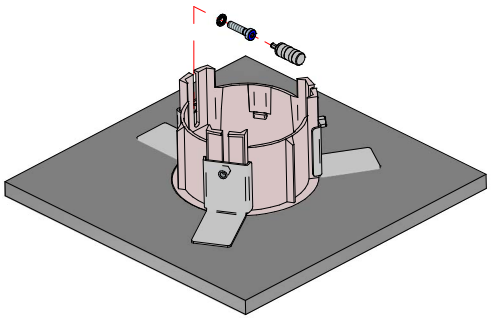

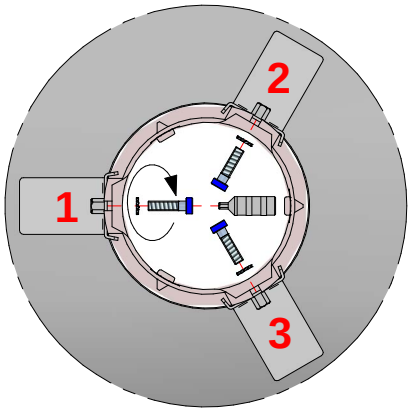

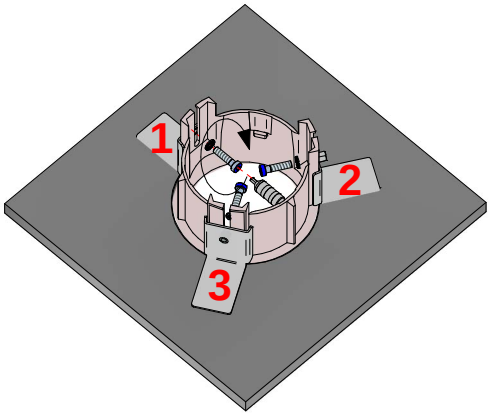

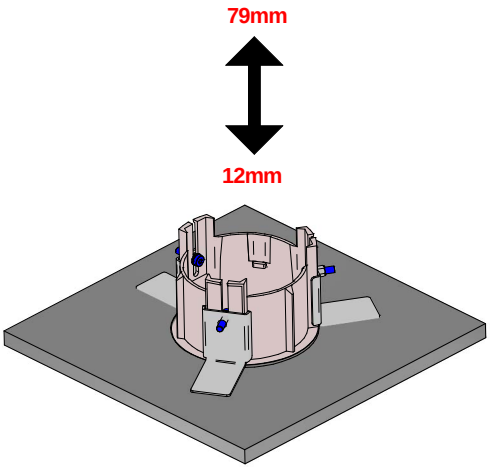

DETTAGLIO O
DETAIL O

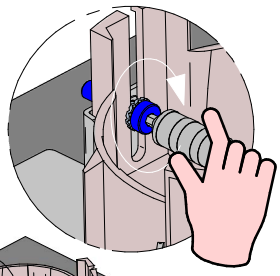

O

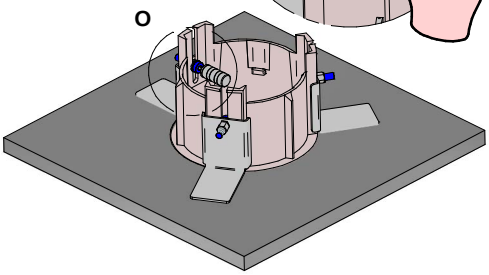

SERIES: EPITAX, EPITAX_J

BRAND: i-LED

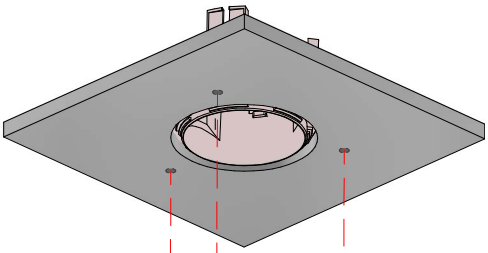

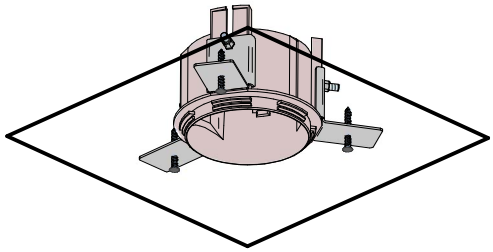

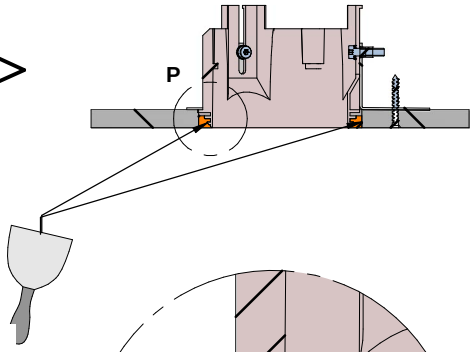

RASATURA
DRYWALL THINSET

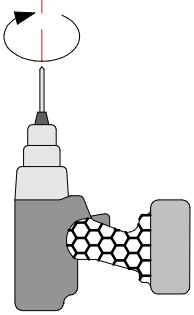

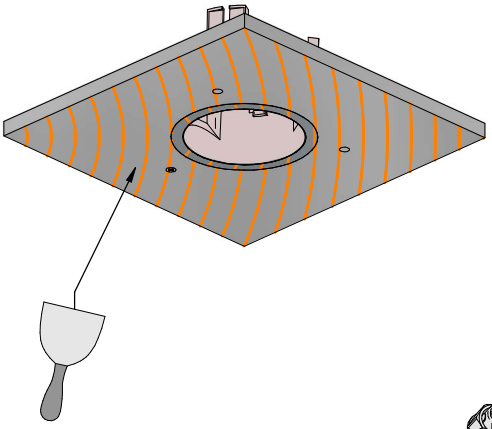

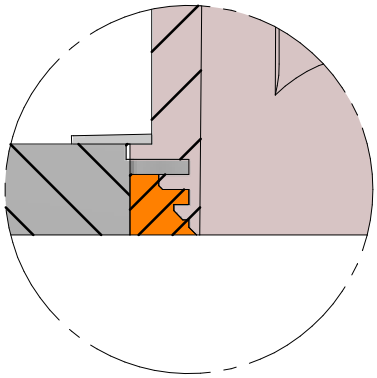

DETTAGLIO P

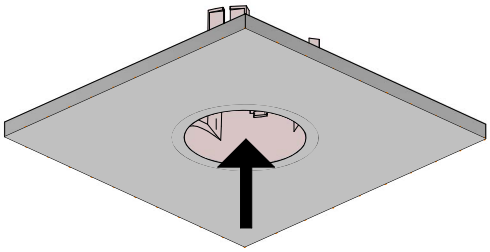

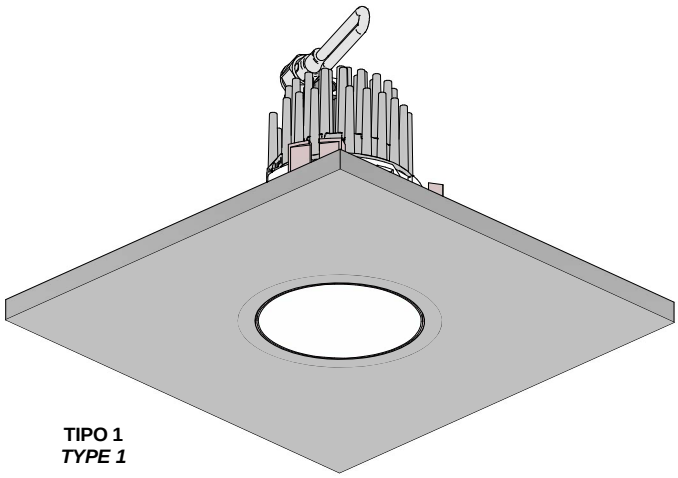

TIPO 1
TYPE 1

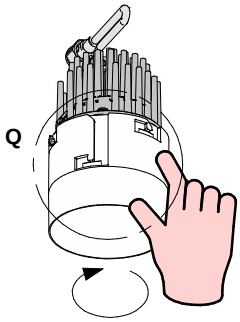

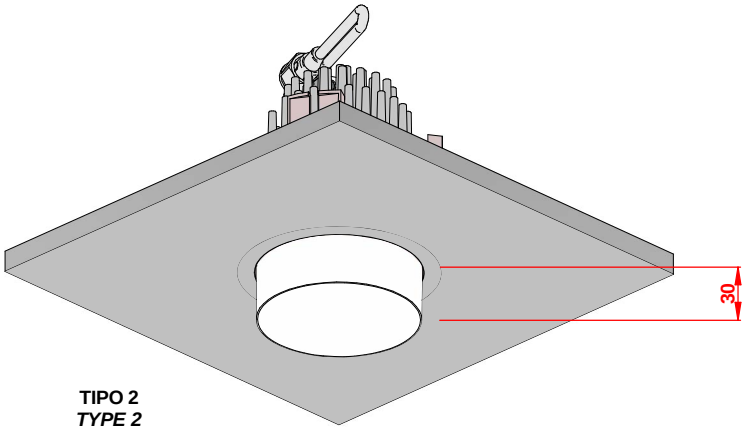

TIPO 2
TYPE 2

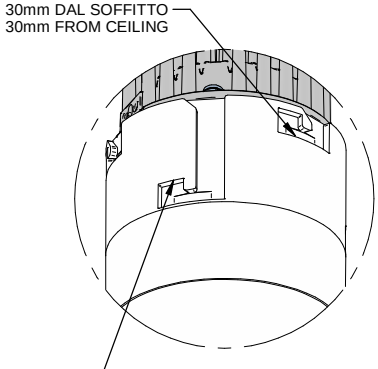

DETTAGLIO Q
DETAIL Q

SERIES: EPITAX, EPITAX_J

BRAND: i-LED

INSTALLAZIONE CON FLANGIA/ *TRIM CASING INSTALLATION*

E. CONTROCASSA *E. TRIM CASING* Epitax 2W Ø29	F. CONTROCASSA *F. TRIM CASING* Epitax 2W Ø34, Epitax 4,5/6,3W	G. CONTROCASSA *G. TRIM CASING* Epitax 10W - Epitax_J 8W	H CONTROCASSA *H. TRIM CASING* Epitax 15W - Epitax_J 15W
		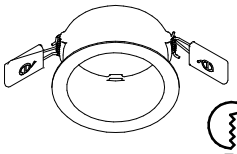	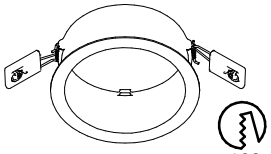
98527, 98528, 98529 35	**98530, 98531, 98532** 40	**98533, 98534, 98535** 76	**98536, 98537, 98538** 102

TABELLA "B"
TABLE "B"

CODICE *REF.*	DIAMETRO *DIAMETER*
98527, 98528, 98529	35mm
98530, 98531, 98532	40mm
98533, 98534, 98535	76mm
98536, 98537, 98538	102mm

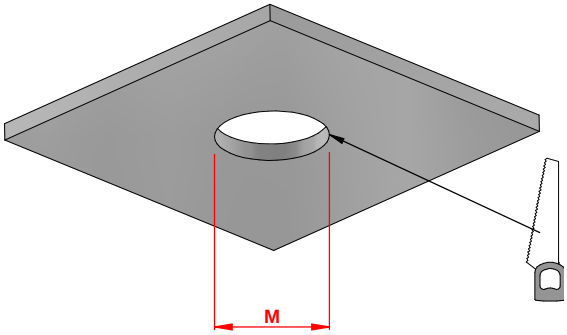

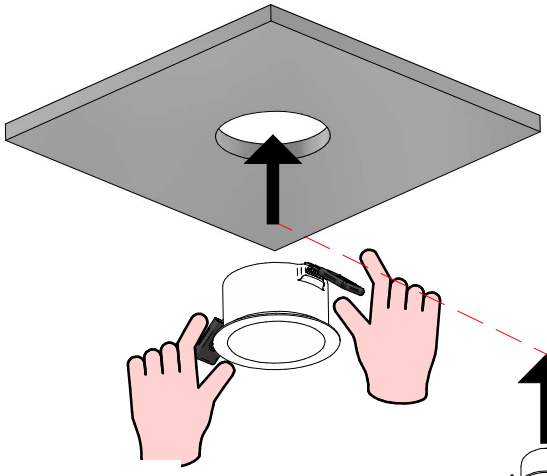

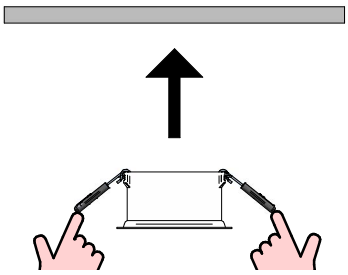

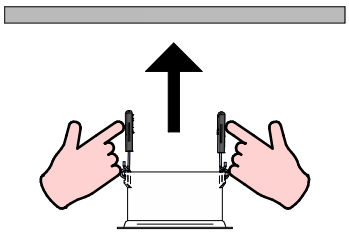

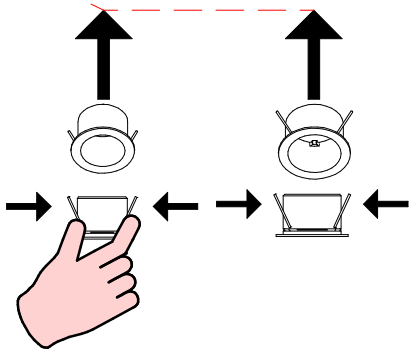



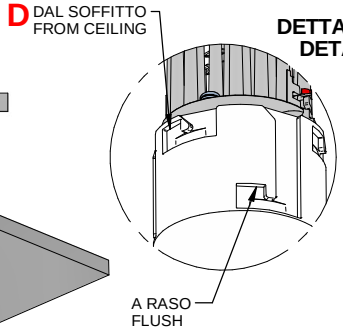

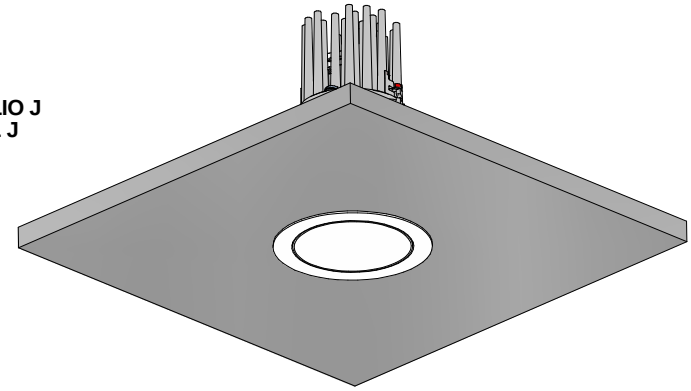

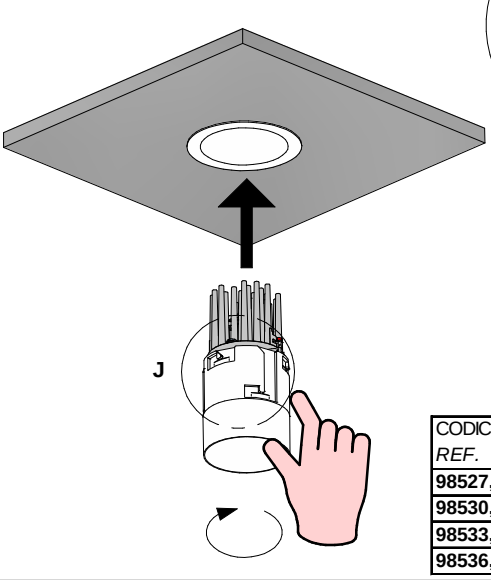

TABELLA "C"
TABLE "C"

CODICE *REF.*	D [mm]
98527, 98528, 98529	11mm
98530, 98531, 98532	11mm
98533, 98534, 98535	31mm
98536, 98537, 98538	31mm

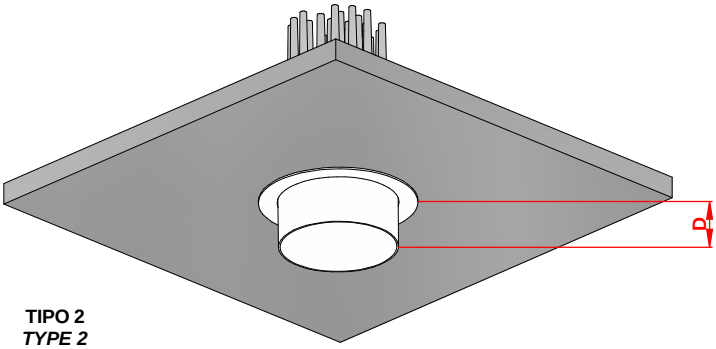

TIPO 2
TYPE 2

SERIES: EPITAX, EPITAX_J

BRAND: i-LED

ROTAZIONE E BASCULAZIONE DEI MODELLI EPITAX_J / *TILTING AND ROTATION OF EPITAX J TYPE*
SOLO INSTALLAZIONE A RASO / FLUSH INSTALLATION ONLY

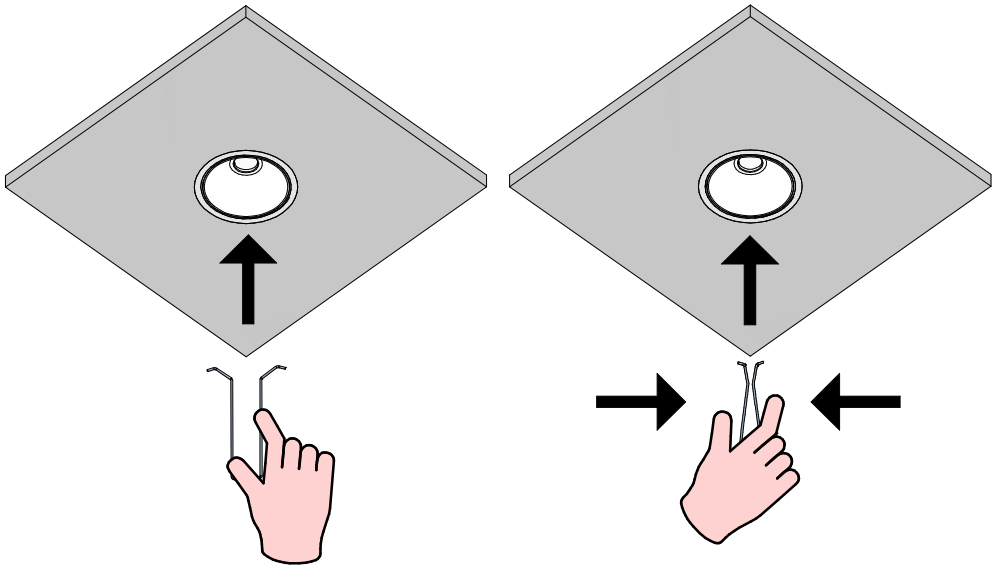

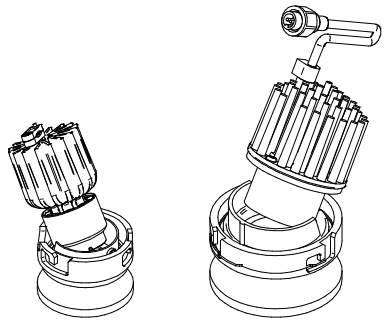

EPITAX_J
700 mA | 8 W DC

EPITAX_J
400 mA | 15 W DC

CON CAUTELA INSERIRE LE PUNTE DELLA MOLLA NEI FORI VICINO ALLA LENTE
CAREFULLY INSERT THE SPRING ENDS INTO THE TWO HOLES PLACED NEAR THE LENS

DETTAGLIO R
DETAIL R

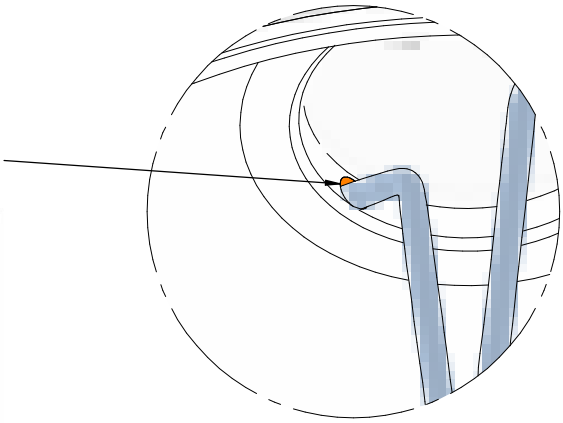

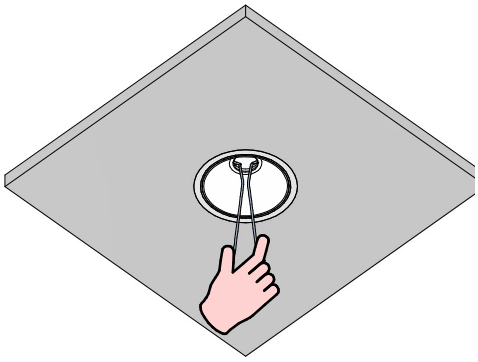

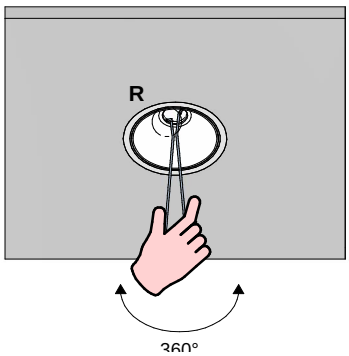

DETTAGLIO S
DETAIL S

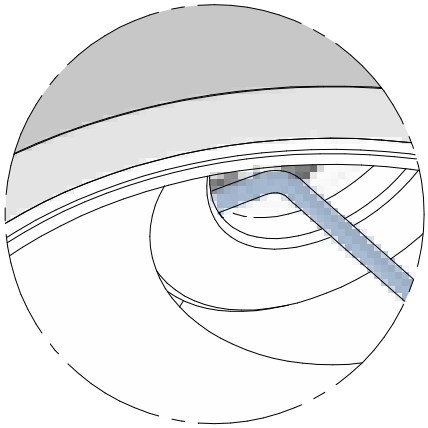

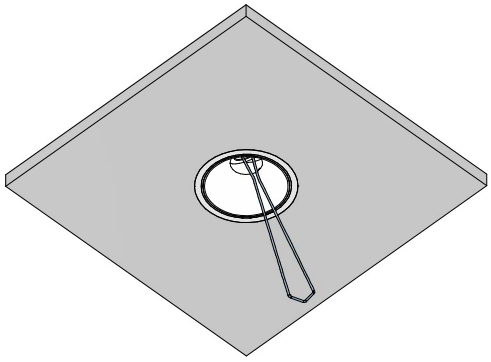





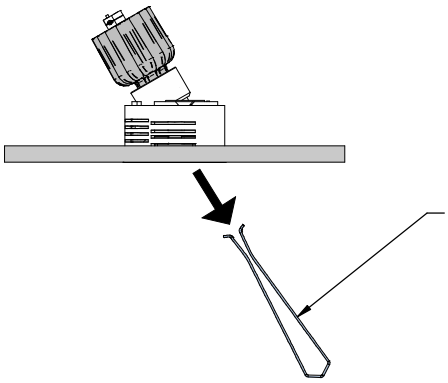

CONSERVARE LA MOLLA PER FUTURE CORREZIONI

SAVE THE SPRING FOR FUTURE ADJUSTMENTS

SERIES: EPITAX, EPITAX_J

BRAND: i-LED

ALIMENTATORI SUGGERITI | MAGNETOTERMICI

SUGGESTED DRIVER | MCB

CODICE CORPO ILLUMINANTE *LIGHT FITTING REF.*	DRIVER CODICE *CODE*	TIPO *TYPE*	SERIE DI PRODOTTI *FITTING SERIES*	B16	B20	C16	C20
80632, 80633, 80745, C00121	**89147**	ON/OFF	1-2	105	131	175	219
	99376	ON/OFF	3-6	79	99	131	164
	99105	ON/OFF	6-12	36	44	59	74
C00058, C00059	**89146**	ON/OFF	1	105	131	175	219
@500mA	**99377**	ON/OFF	1-2	79	99	131	164
	C-E100004	0/1-10V	1	223	279	261	326
	C-E100005	DALI 2/PUSH	1	223	279	261	326
	C-E100001	DALI 2/PUSH	1-2	67	85	79	98
@700mA	**99735**	ON/OFF	1	79	99	132	166
	99147	ON/OFF	1-2	36	44	59	74
	99733	0/1-10V	1	79	99	132	166
	83323	DALI 2/PUSH	1	98	122	114	142
	C-E100016	DALI 2/PUSH	2-4	67	85	79	98
80595, 80596, 80751	**99735**	ON/OFF	1	79	99	132	166
	99135	ON/OFF	2-3	105	131	175	219
	99733	0/1-10V	1	79	99	132	166
	C-E100013	DALI 2/PUSH	1	98	122	114	142
	99345	DALI /PUSH	1-3	35	44	59	74
80603, 80604, 80753	**99740**	ON/OFF	1	79	99	132	166
	99739	0/1-10V	1	79	99	132	166
	C-E100032	DALI 2/PUSH	1	98	122	114	142
80644, 80645, 80758	**99735**	ON/OFF	1	79	99	132	166
	99147	ON/OFF	1-2	36	44	59	74
	99733	0/1-10V	1	79	99	132	166
	83323	DALI 2/PUSH	1	98	122	114	142
	C-E100016	DALI 2/PUSH	2-4	67	85	79	98
80648, 80649, 80760	**99740**	ON/OFF	1	79	99	132	166
	99739	0/1-10V	1	79	99	132	166
	C-E100032	DALI 2/PUSH	1	98	122	114	142

SEGUIRE LE SCHEDE TECNICHE DEI DRIVER PER I DIAGRAMMI DI COLLEGAMENTO DEL PRODUTTORE

FOLLOW THE DRIVERS DATASHEET FOR THE MANUFACTURER DETAILED WIRING

CABLAGGIO / *WIRING*

ON-OFF

220-240 VAC 50-60 Hz

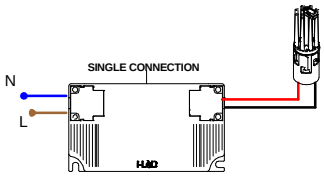

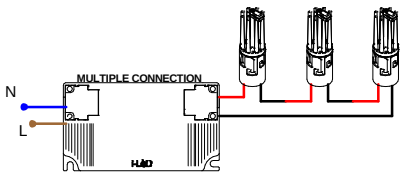

DALI

220-240 VAC 50-60 Hz

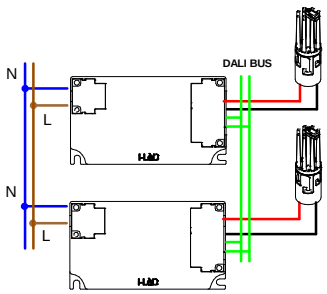

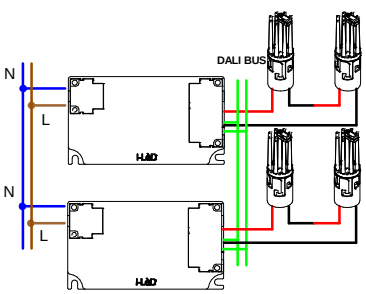

ISTRUZIONI DI MONTAGGIO *MOUNTING INSTRUCTIONS*	REVISIONE N°. *REVISION N°.*	DATA	LED-FGI566-01
	Rev.3	28/05/2025	

SERIES: EPITAX, EPITAX_J

BRAND: i-LED

IP 44

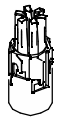

EPITAX
630 mA | 2 W DC



EPITAX
630 mA | 2 W DC
500 mA | 4,5 W DC
700 mA | 6,3 W DC

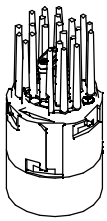

EPITAX
800mA | 10 W DC

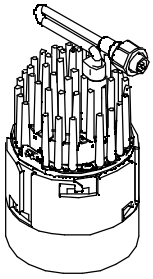

EPITAX
400 mA | 15 W DC

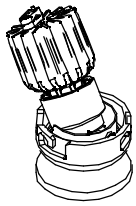

EPITAX_J
700 mA | 8 W DC

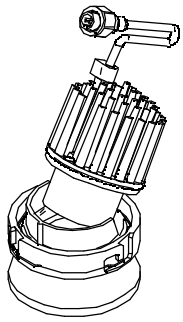

EPITAX_J
400 mA | 15 W DC

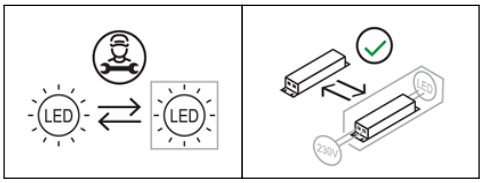

CODICI/CODES

CODE	*Dimensions (LxWxH / Ø x H mm)*	*POWER (W)*	*CLASS I / II* INPUT (V)	*CLASS I / II* FREQUENCY (Hz)	*CLASS III* VOLTAGE (V)	*CLASS III* CURRENT (mA)	*WEIGHT (Kg)*	*CLASS*	*IP*	*CRI*	*Energy class light Temperature* 2700	3000	4000
80632, 80633, 80745	70 x Ø29	2	3		630		0.06	3	40	90	E	E	D
C00121	115 x Ø34	2	3		630		0.1	3	40	90	E	E	D
C00058, C00059	115 x Ø34	4.5-6.3	9		500-700		0.1	3	40	90	E	E	D
80595, 80596, 80751	129 x Ø64	10	12		800		0.2	3	40	90	E	E	D
80603, 80604, 80753	151 x Ø88	15	36		400		0.4	3	40	90	E	E	D
80644, 80645, 80758	112 x Ø64	8	12		700		0.2	3	40	90	E	E	D
80648, 80649, 80760	135 x Ø88	15	36		400		0.4	3	40	90	E	E	D

Ta -20°C ÷ +50°C

Installazione / Manutenzione

L'articolo dovrà essere installato da personale qualificato, **seguendo le normative d'installazione vigenti del paese di appartenenza**;
In caso di malfunzionamento o necessità di manutenzione dell'articolo contattare il servizio clienti Linea Light tramite la seguente mail: support@linealight.com.

SONO SEVERAMENTE VIETATE LE OPERAZIONI DI INSTALLAZIONE E MANUTENZIONE DELL'ARTICOLO MENTRE QUEST ULTIMO È IN FUNZIONE; !!! ATTENZIONE !!! DUARANTE IL FUNZIONAMENTO ALCUNE PARTI DELL'APPARECCHIO POSSONO RAGGIUNGERE TEMPERATURE ELEVATE.

Installation / Maintenance

*The article must be installed by qualified personnel, **following the installation regulations in force in your country;***
*In the event of malfunction or need for maintenance of the article, contact Linea Light customer service via the following e-mail: **support@linealight.com**.*

IT IS STRICTLY FORBIDDEN TO INSTALL AND MAINTAIN THE ARTICLE WHILE IT IS IN OPERATION; !!! WARNING !!! DURING OPERATION, CERTAIN PARTS OF THE APPLIANCE MAY REACH HIGH TEMPERATURES.

***LINEA LIGHT declines any kind of responsibility** if the instructions provided in the following instruction manual and in the main manual present in the article's packaging are not followed.*

UTILIZZO CONFORME:

L'apparecchio è garantito esclusivamente se l'articolo in questione sia stato installato seguendo le istruzioni riportate in questo manuale di istruzioni e da quello generale presenti all'interno dell'imballo e scaricabili dal sito: www.linealight.com; **In caso di mancata osservazione delle precedenti avvertenze, l'azienda LINEA LIGHT declinerà ogni tipologia di responsabilità.**
Un utilizzo scorretto dell'articolo può influire nella durata utile della lampada e/o potrebbe causarne un guasto precoce.
Evitare la pulizia dell'apparecchio utilizzando agenti chimici aggressivi, è sufficiente passare l'articolo con uno straccio inumidito con acqua.
Per ulteriori avvertenze e/o spiegazioni di eventuali simboli si prega di visionare il foglio istruzioni generale.

CONSERVARE LE PRESENTI ISTRUZIONI PER FUTURI LAVORI DI INSTALLAZIONE/MANUTENZIONE.

COMPLIANT USE:

*The luminaire is only guaranteed if the article in question has been installed in accordance with the instructions given in this instruction manual and the general manual found inside the packaging and downloadable from: **www.linealight.com**;* **In the event of failure to comply with the above warnings, LINEA LIGHT declines all liability.**
Incorrect use of the article may affect the service life of the lamp and/or cause it to fail prematurely.
Avoid cleaning the fixture using harsh chemicals, simply wipe the item with a cloth dampened with water.
For further warnings and/or explanations of possible symbols please refer to the general instruction sheet.

KEEP THESE INSTRUCTIONS FOR FUTURE INSTALLATION/MAINTENANCE WORK.

(ITA) - *I prodotti devono essere installati tassativamente con alimentazioni, cablaggi e accessori originali del Gruppo Linea Light, o eventualmente approvati dall'azienda. L'utilizzo di accessori non originali, o non approvati, determina il decadimento di ogni garanzia sul prodotto.* **(ENG)** - *All power supply, wiring and accessories used for product installation shall be original Linea Light Group parts or approved by the company. The warranty will become void if non original or non approved parts are used.* **(FRA)** - *Les produits doivent impérativement être installés avec des alimentations, des câblages et des accessoires Linea Light Group, ou qui ont été approuvés par l'entreprise. L'utilisation d'accessoires non d'origine, ou non approuvés, entraîne la déchéance de toute garantie sur le produit.* **(ESP)** - *Los productos se han de instalar obligatoriamente con alimentaciones, cableados y accesorios originales de Linea Light Group o, de otra forma, deben ser aprobados por la empresa misma. El uso de accesorios no originales, o no aprobados, anula todas las garantías del producto.* **(GER)** *Die Produkte müssen obligatorisch mit Originalstromversorgung, Originalkabeln und Originalzubehör der Linea Light Group oder mit Teilen, die von der Linea Light Group ausdrücklich empfohlen sind, installiert werden. Die Verwendung von nicht originalem oder nicht vom Hersteller empfohlenem Zubehör führt zu einem sofortigen Verfall vom Garantieanspruch für das Produkt.*

SERIES: EPITAX, EPITAX_J

BRAND: i-LED

ACCESSORI NON INCLUSI
ACCESSORIES NOT INCLUDED

A. CONTROCASSA A RASO
A. TRIMLESS CASING
Epitax 2W Ø29



C-C100005 37

B. CONTROCASSA A RASO
B. TRIMLESS CASING
Epitax 2W Ø34, Epitax 4,5/6,3W



C-C100006 40

C. CONTROCASSA A RASO
C. TRIMLESS CASING
Epitax 10W - Epitax_J 8W

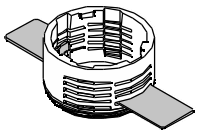

98499 73-76

D. CONTROCASSA A RASO
D. TRIMLESS CASING
Epitax 15W - Epitax_J 15W

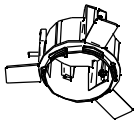

98500 105

E. CONTROCASSA
E. TRIM CASING
Epitax 2W Ø29



98527, 98528, 98529 35

F. CONTROCASSA
F. TRIM CASING
Epitax 2W Ø34, Epitax 4,5/6,3W



98530, 98531, 98532 40

G. CONTROCASSA
G. TRIM CASING
Epitax 10W - Epitax_J 8W

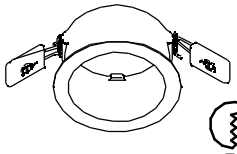

98533, 98534, 98535 76

H CONTROCASSA
H. TRIM CASING
Epitax 15W - Epitax_J 15W

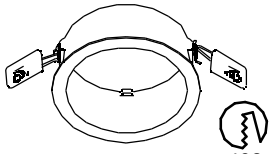

98536, 98537, 98538 102

DIMENSIONI / *DIMENSIONS*

80632
80633
80745

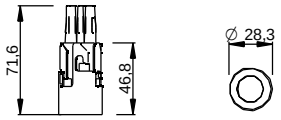

80644
80645
80758

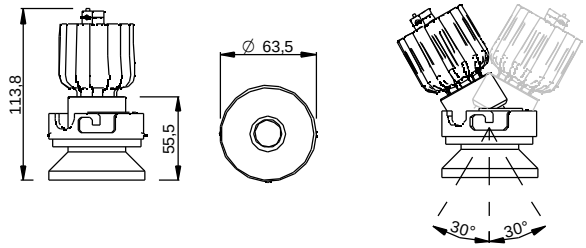

C00121
C00058
C00059

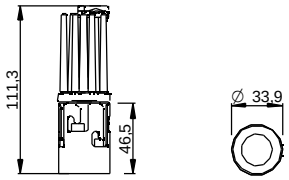

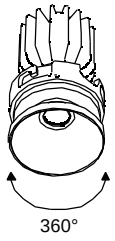

80595
80596
80751

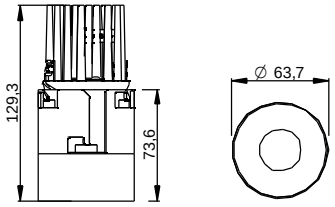

80603
80604
80760

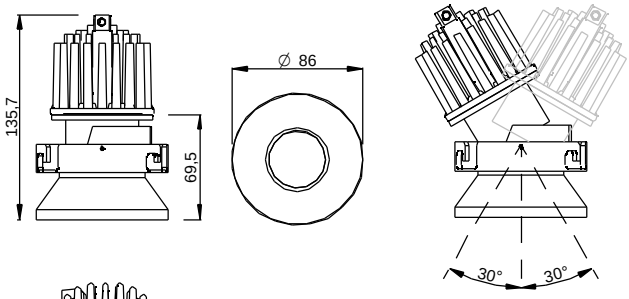

80603
80604
80753

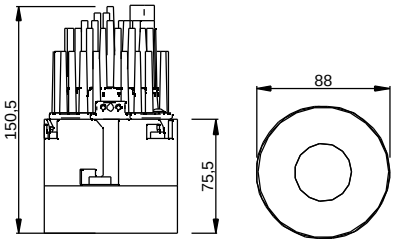

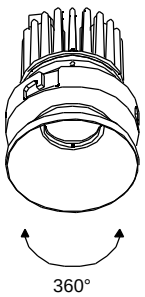

SERIES: EPITAX, EPITAX_J

BRAND: i-LED

INSTALLAZIONE A RASO/ *FLUSH INSTALLATION*

A. CONTROCASSA A RASO
A. TRIMLESS CASING
Epitax 2W Ø29



C-C100005 37

B. CONTROCASSA A RASO
B. TRIMLESS CASING
Epitax 2W Ø34, Epitax 4,5/6,3W



C-C100006 40

TABELLA "A"
TABLE "A"

CODICE *REF.*	DIAMETRO *DIAMETER*
C-C100005	37mm
C-C100006	40mm

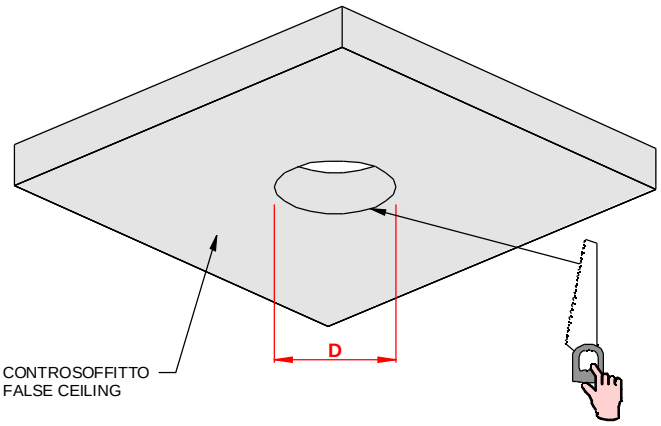

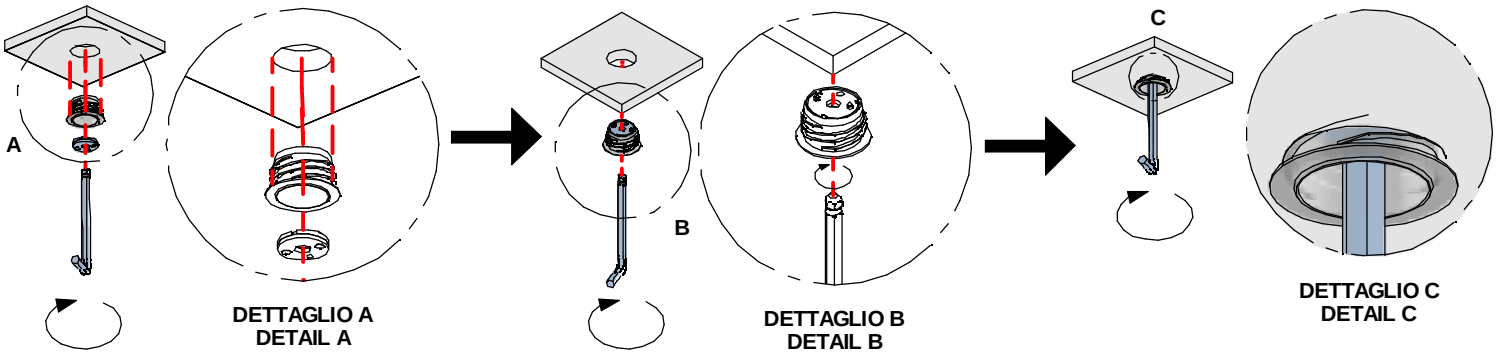

DETTAGLIO A
DETAIL A

DETTAGLIO B
DETAIL B

DETTAGLIO C
DETAIL C

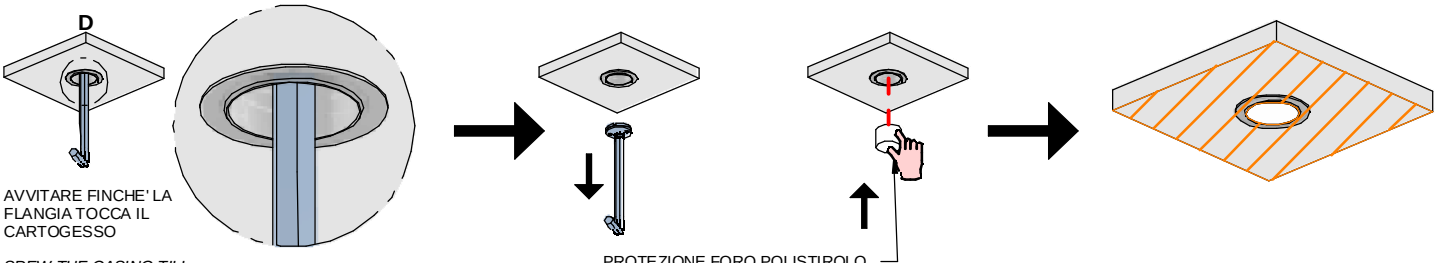

DETTAGLIO D
DETAIL D

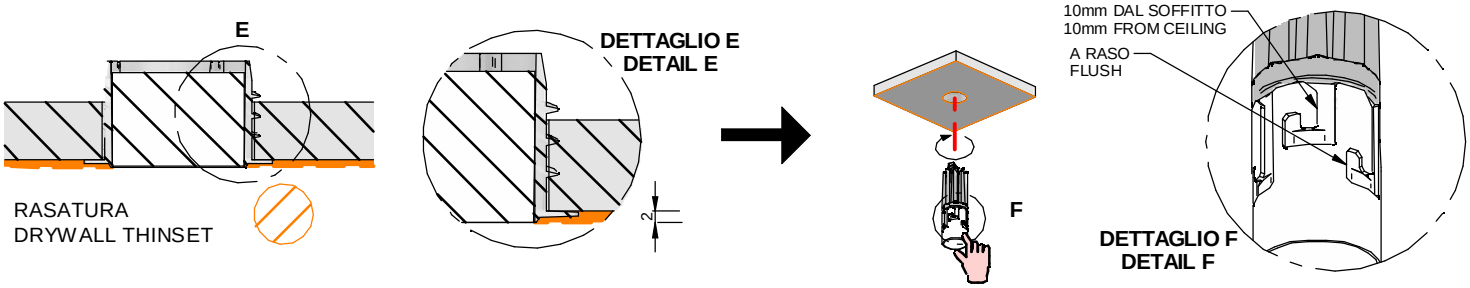

DETTAGLIO E
DETAIL E

DETTAGLIO F
DETAIL F

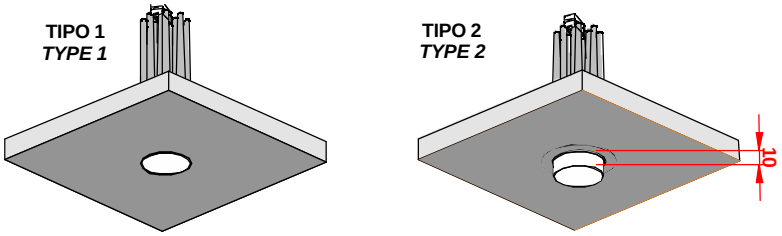

SERIES: EPITAX, EPITAX_J

BRAND: i-LED

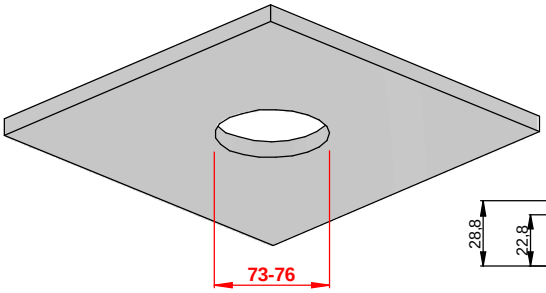

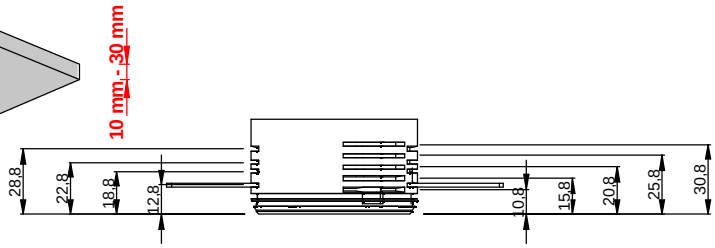

C. CONTROCASSA A RASO
C. TRIMLESS CASING
Epitax 10W - Epitax_J 8W

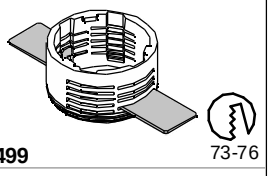

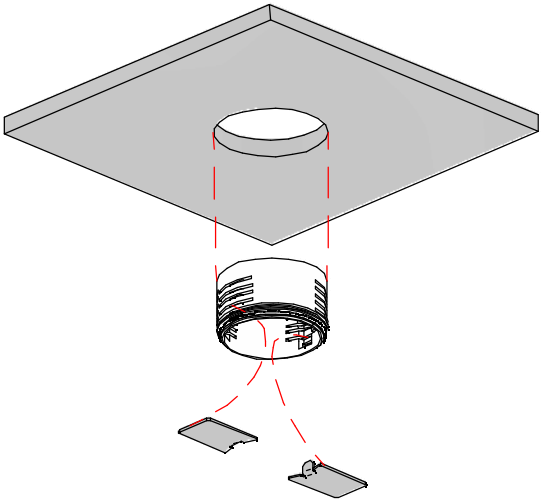

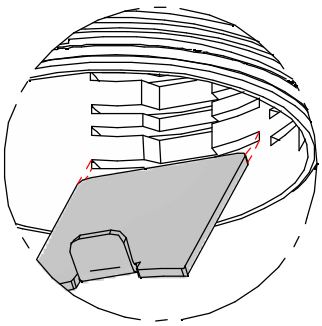

DETTAGLIO I
DETAIL I

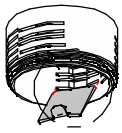

I

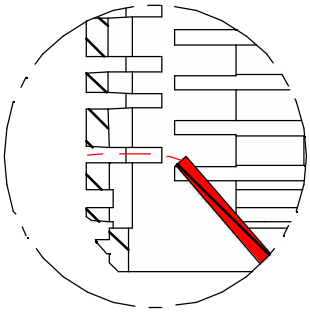

DETTAGLIO K
DETAIL K

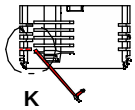

K

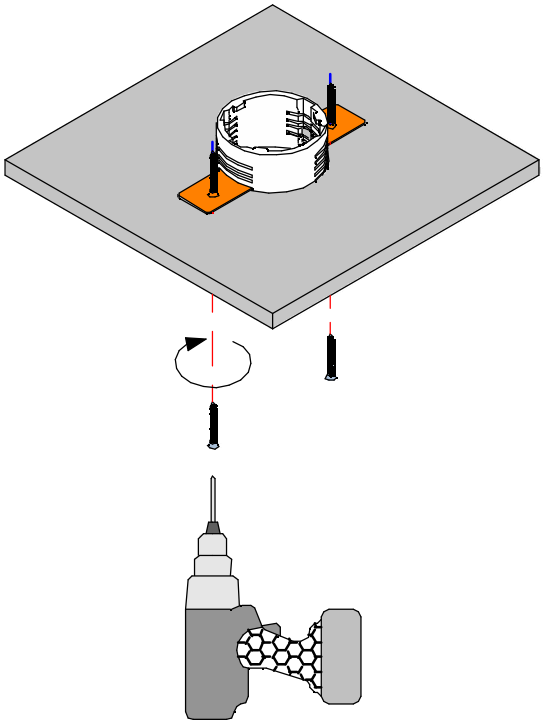

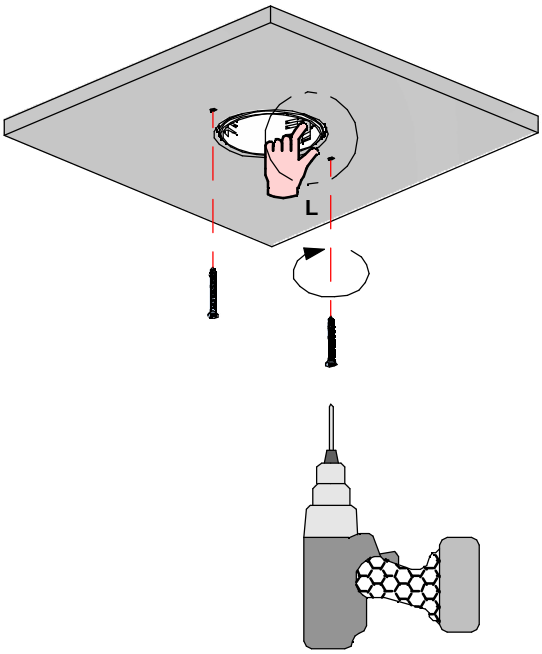

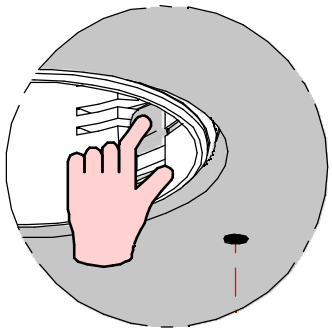

DETTAGLIO L
DETAIL L

SERIES: EPITAX, EPITAX_J

BRAND: i-LED

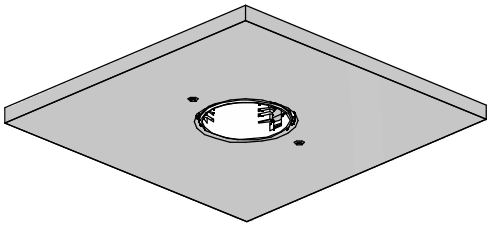

RASATURA
DRYWALL THINSET

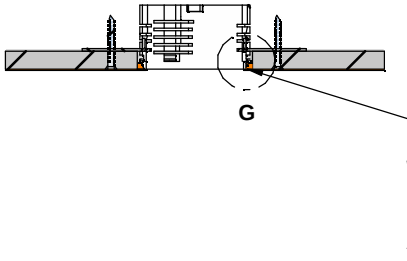

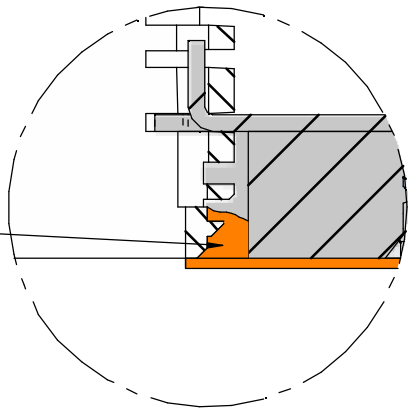

DETTAGLIO G
DETAIL G

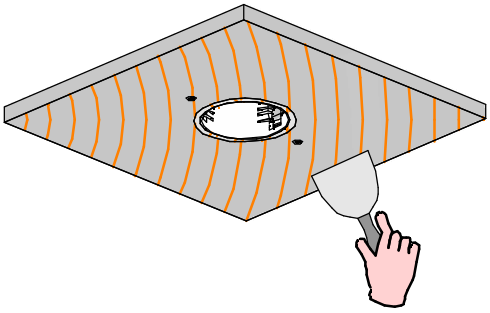

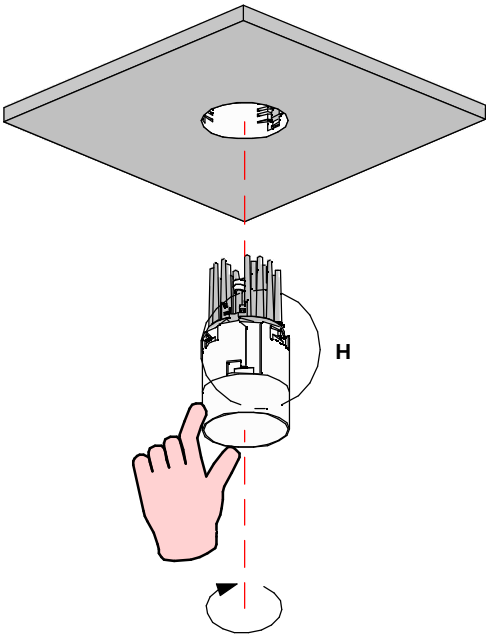

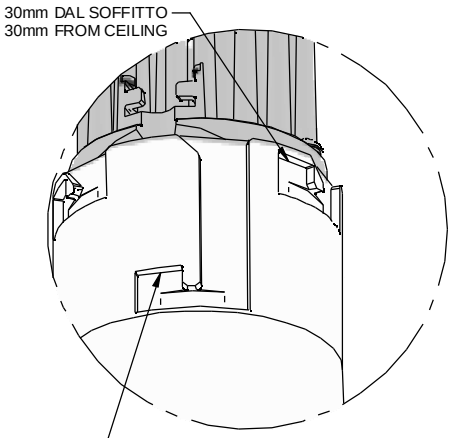

DETTAGLIO H
DETAIL H

TIPO 1
TYPE 1

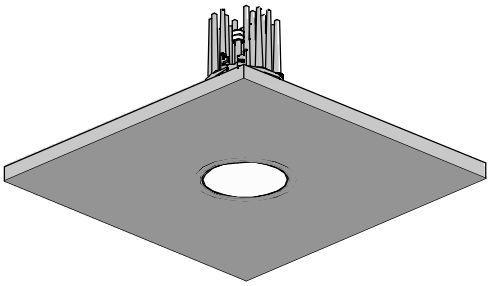

TIPO 2
TYPE 2

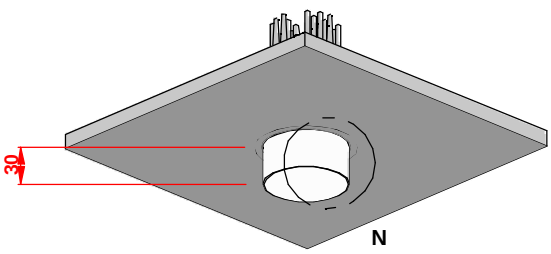

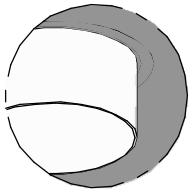

DETTAGLIO N
DETAIL N

SERIES: EPITAX, EPITAX_J

BRAND: i-LED

D. CONTROCASSA A RASO
D. TRIMLESS CASING
Epitax 15W - Epitax_J 15W

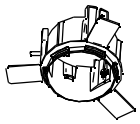

98500 105

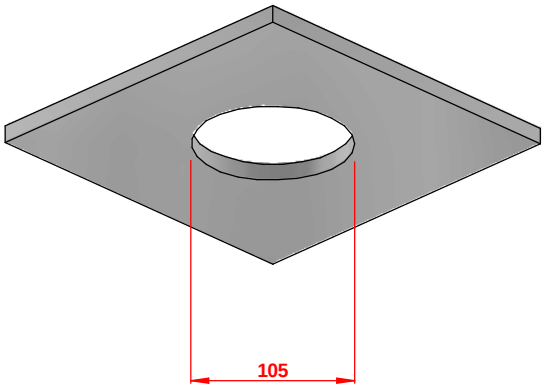

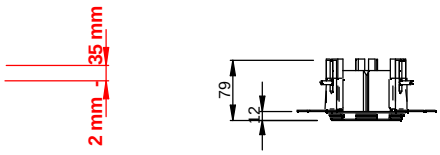

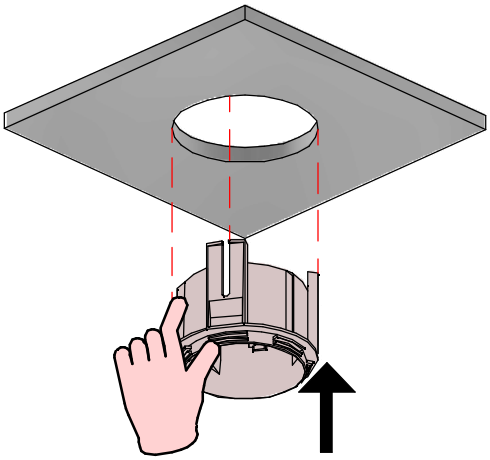

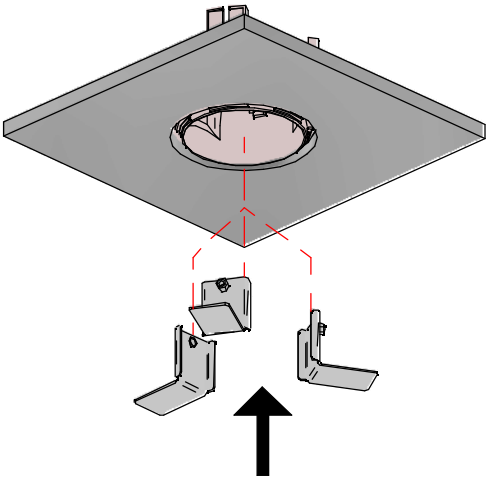

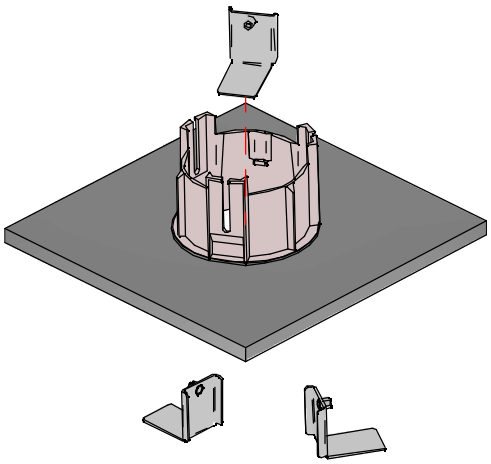

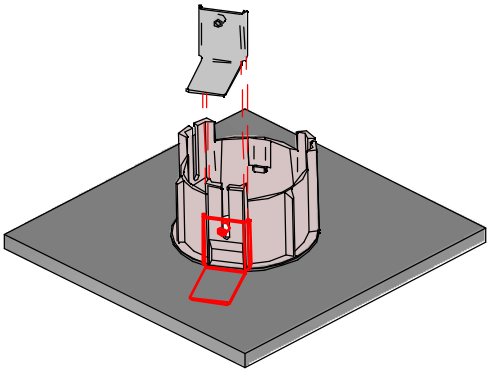

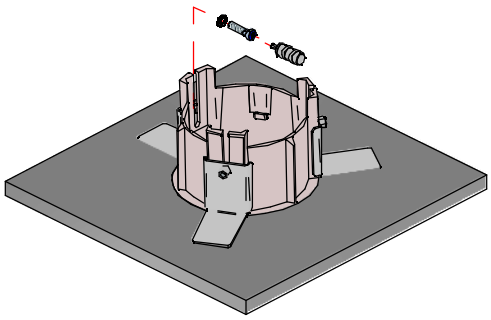

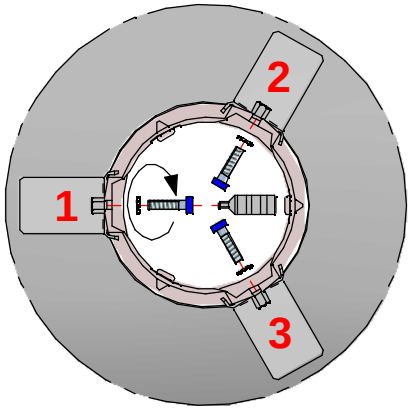

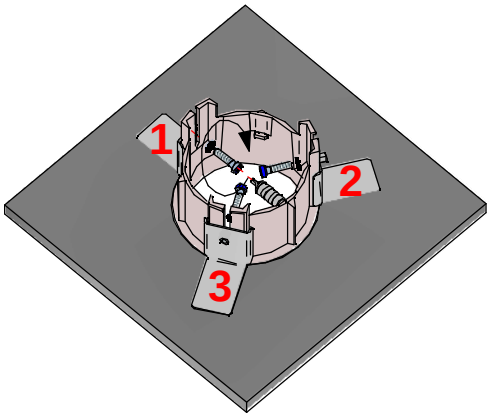

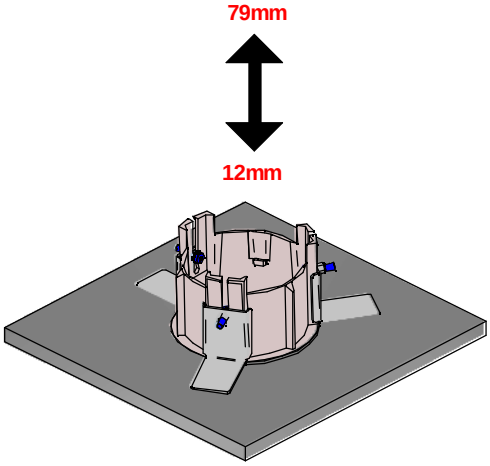

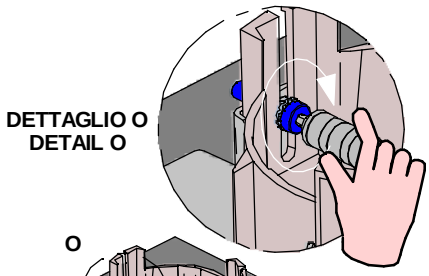

O

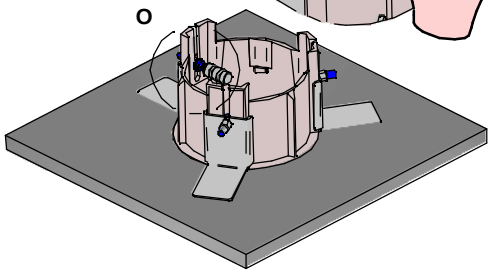

SERIES: EPITAX, EPITAX_J

BRAND: i-LED

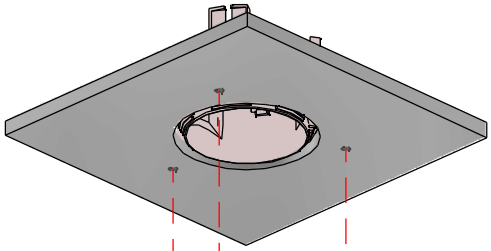

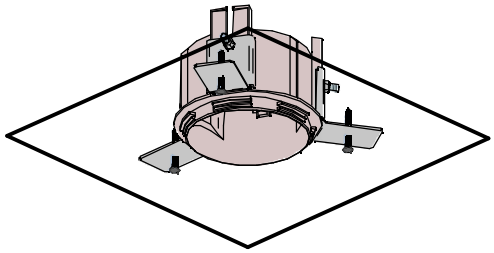

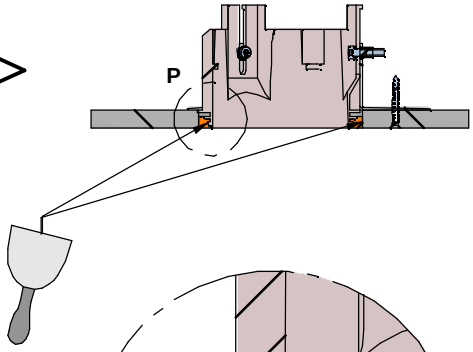

RASATURA
DRYWALL THINSET

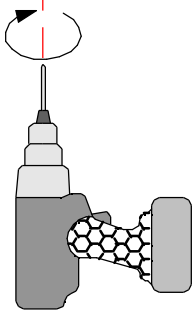

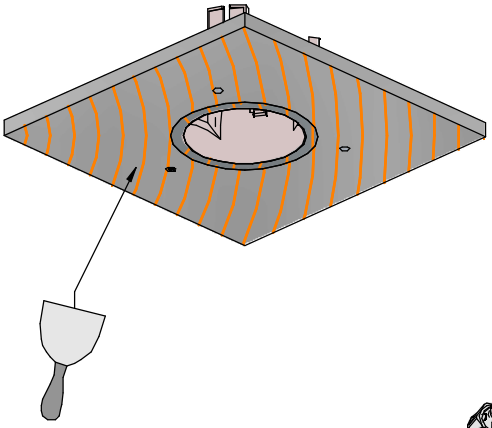

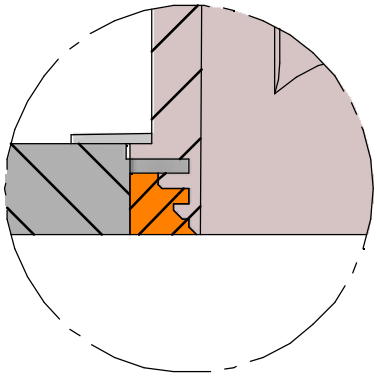

DETTAGLIO P
DETAIL P

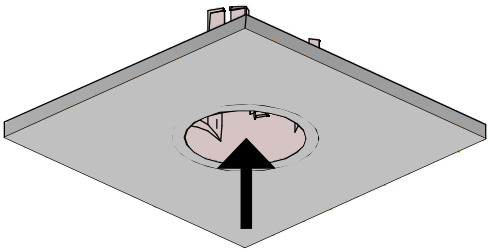

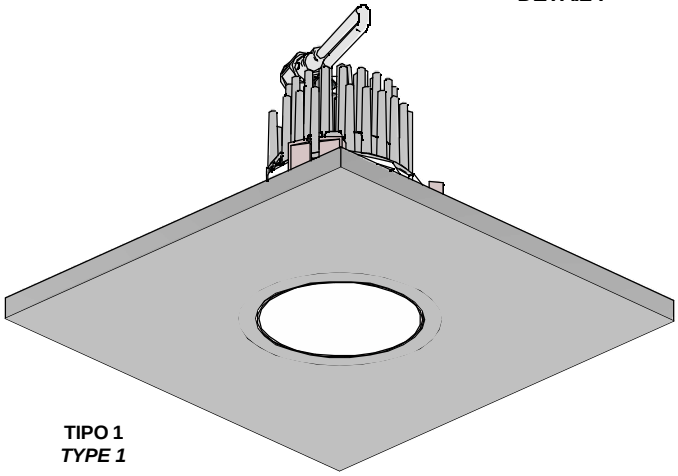

TIPO 1
TYPE 1

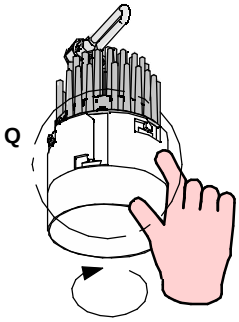

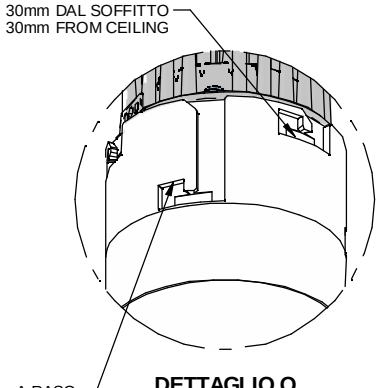

DETTAGLIO Q
DETAIL Q

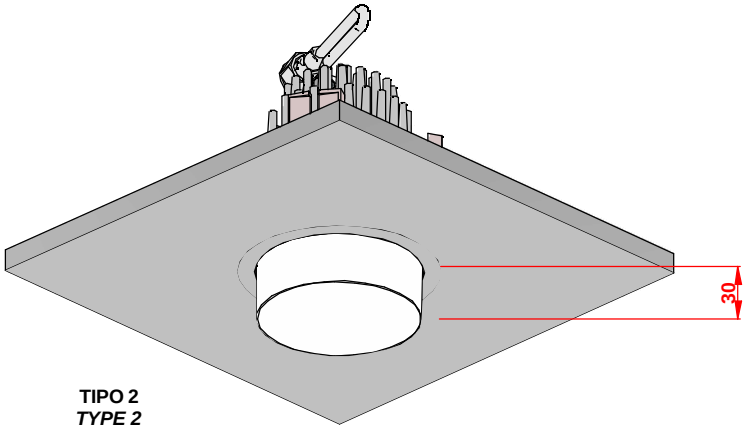

TIPO 2
TYPE 2

SERIES: EPITAX, EPITAX_J

BRAND: i-LED

INSTALLAZIONE CON FLANGIA/ *TRIM CASING INSTALLATION*

E. CONTROCASSA *E. TRIM CASING* Epitax 2W Ø29	F. CONTROCASSA *F. TRIM CASING* Epitax 2W Ø34, Epitax 4,5/6,3W	G. CONTROCASSA *G. TRIM CASING* Epitax 10W - Epitax_J 8W	H CONTROCASSA *H. TRIM CASING* Epitax 15W - Epitax_J 15W
		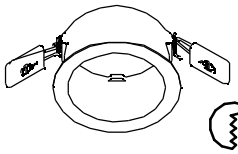	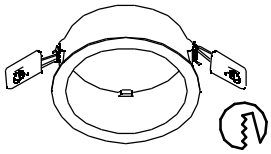
98527, 98528, 98529 35	**98530, 98531, 98532** 40	**98533, 98534, 98535** 76	**98536, 98537, 98538** 102

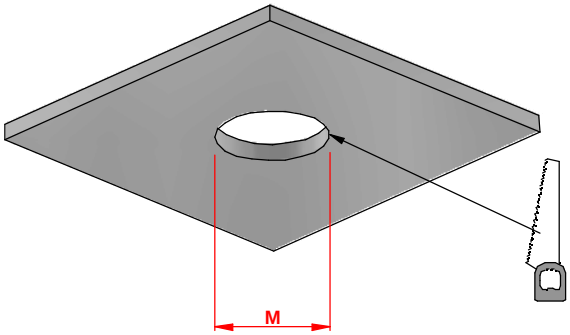

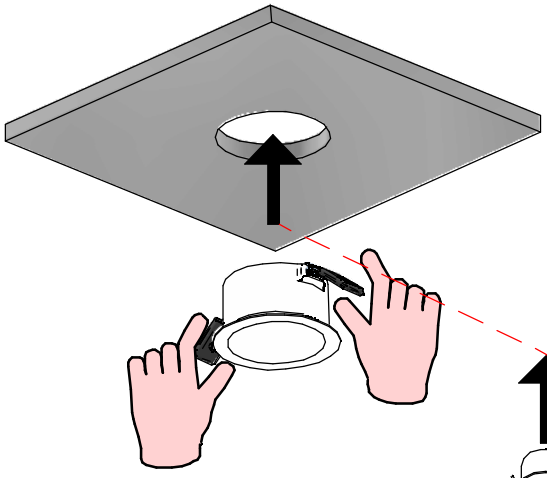

TABELLA "B"
TABLE "B"

CODICE *REF.*	DIAMETRO *DIAMETER*
98527, 98528, 98529	35mm
98530, 98531, 98532	40mm
98533, 98534, 98535	76mm
98536, 98537, 98538	102mm

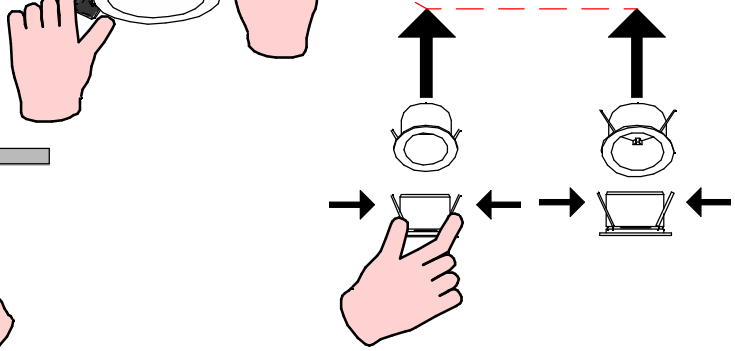

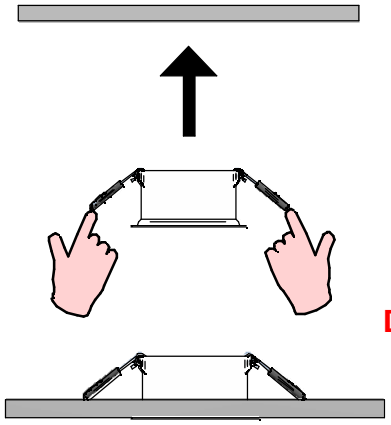

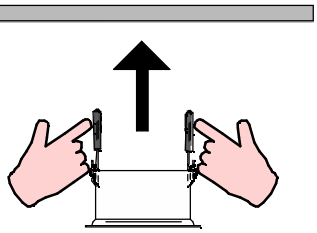

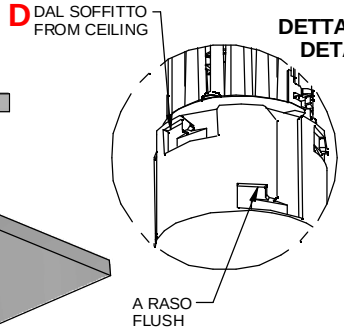

DETTAGLIO J
DETAIL J

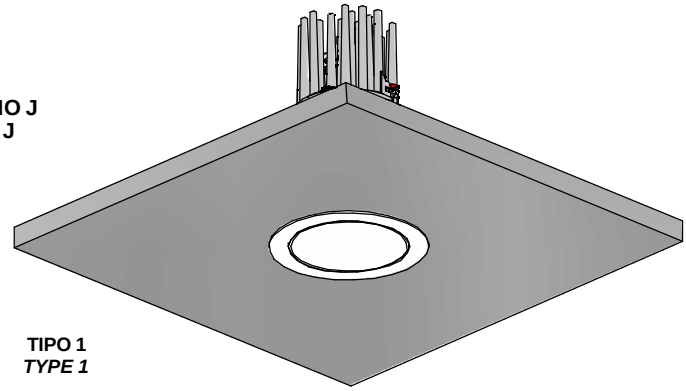

TIPO 1
TYPE 1

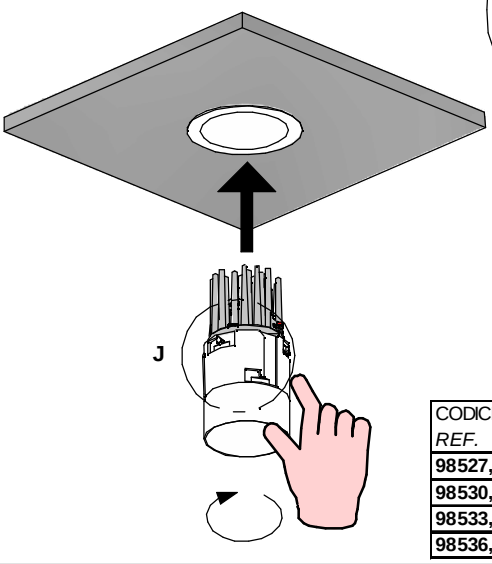

TABELLA "C"
TABLE "C"

CODICE *REF.*	D [mm]
98527, 98528, 98529	11mm
98530, 98531, 98532	11mm
98533, 98534, 98535	31mm
98536, 98537, 98538	31mm

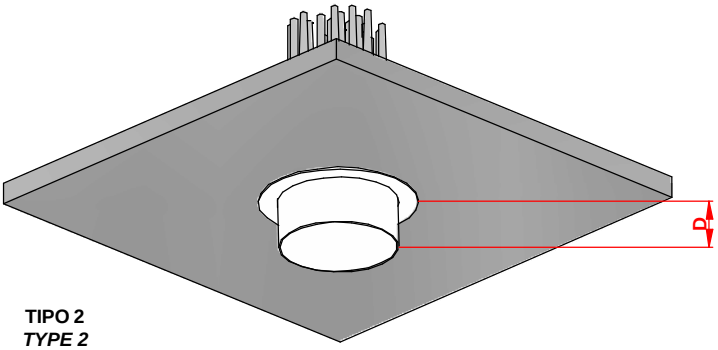

TIPO 2
TYPE 2

SERIES: EPITAX, EPITAX_J

BRAND: i-LED

ROTAZIONE E BASCULAZIONE DEI MODELLI EPITAX_J / *TILTING AND ROTATION OF EPITAX J TYPE*
SOLO INSTALLAZIONE A RASO / FLUSH INSTALLATION ONLY

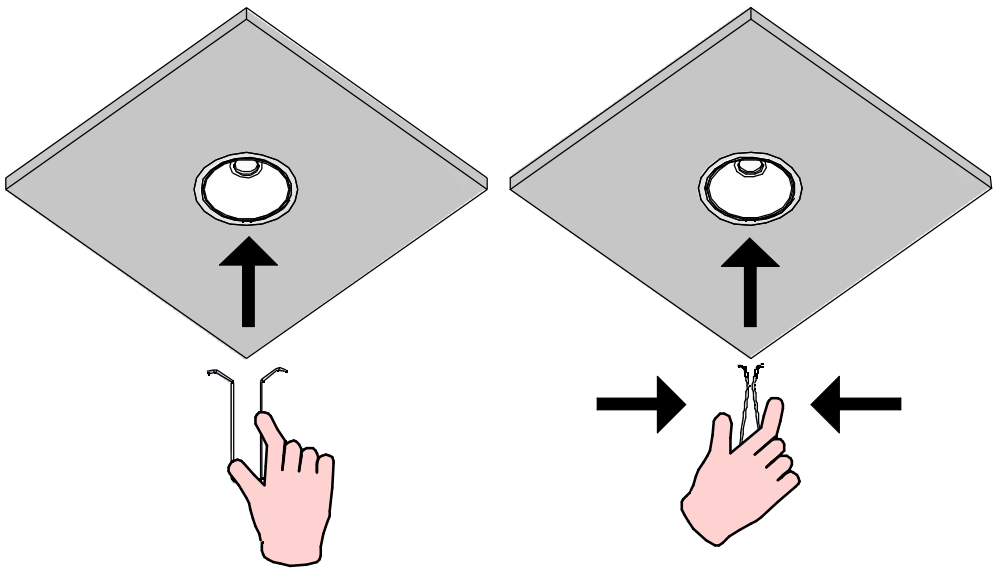

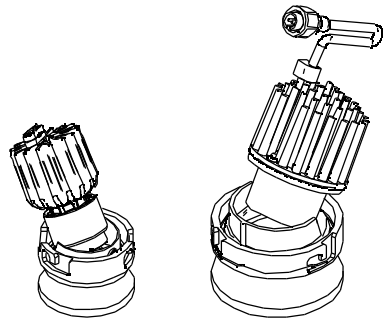

EPITAX_J
700 mA | 8 W DC

EPITAX_J
400 mA | 15 W DC

CON CAUTELA INSERIRE LE PUNTE DELLA MOLLA NEI FORI VICINO ALLA LENTE
CAREFULLY INSERT THE SPRING ENDS INTO THE TWO HOLES PLACED NEAR THE LENS

DETTAGLIO R
DETAIL R

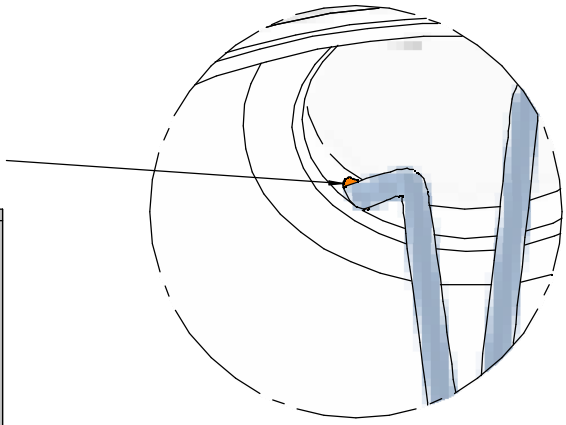

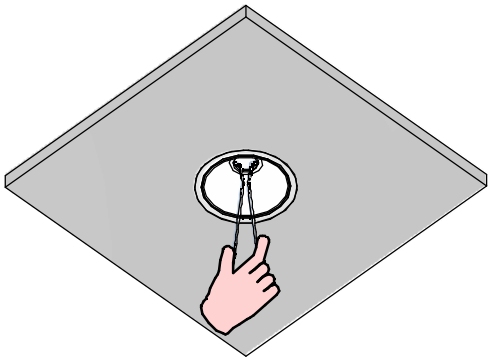

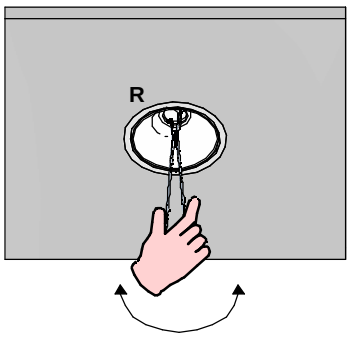

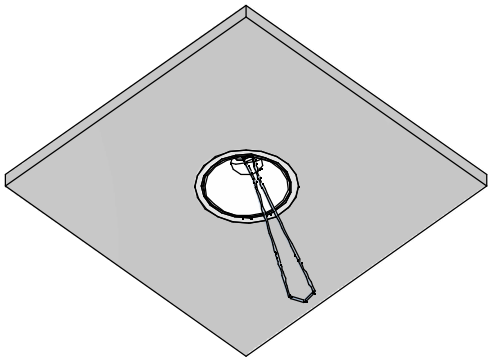

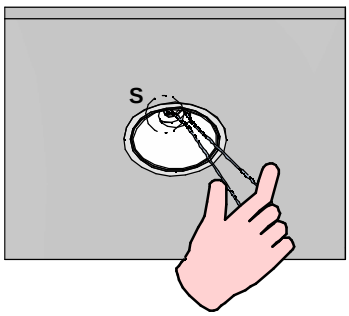

DETTAGLIO S
DETAIL S

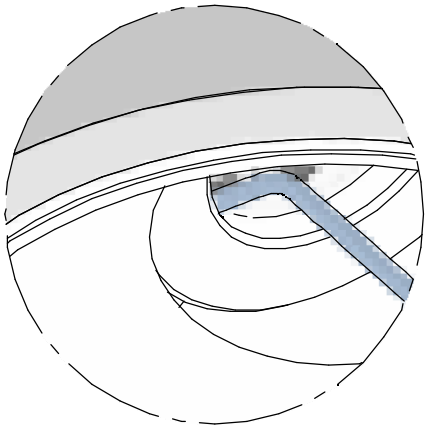



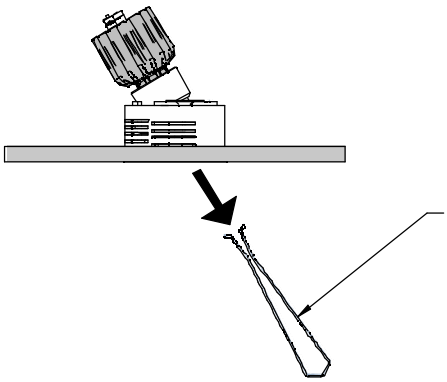

CONSERVARE LA MOLLA PER FUTURE CORREZIONI

SAVE THE SPRING FOR FUTURE ADJUSTMENTS

SERIES: EPITAX, EPITAX_J

BRAND: i-LED

ALIMENTATORI SUGGERITI | MAGNETOTERMICI
SUGGESTED DRIVER | MCB

CODICE CORPO ILLUMINANTE LIGHT FITTING REF.	DRIVER CODICE *CODE*	TIPO *TYPE*	SERIE DI PRODOTTI *FITTING SERIES*	B16	B20	C16	C20
80632, 80633, 80745, C00121	**89147**	ON/OFF	1-2	105	131	175	219
	99376	ON/OFF	3-6	79	99	131	164
	99105	ON/OFF	6-12	36	44	59	74
C00058, C00059	**89146**	ON/OFF	1	105	131	175	219
@500mA	**99377**	ON/OFF	1-2	79	99	131	164
	C-E100004	0/1-10V	1	223	279	261	326
	C-E100005	DALI 2/PUSH	1	223	279	261	326
	C-E100001	DALI 2/PUSH	1-2	67	85	79	98
@700mA	**99735**	ON/OFF	1	79	99	132	166
	99147	ON/OFF	1-2	36	44	59	74
	99733	0/1-10V	1	79	99	132	166
	83323	DALI 2/PUSH	1	98	122	114	142
	C-E100016	DALI 2/PUSH	2-4	67	85	79	98
80595, 80596, 80751	**99735**	ON/OFF	1	79	99	132	166
	99135	ON/OFF	2-3	105	131	175	219
	99733	0/1-10V	1	79	99	132	166
	C-E100013	DALI 2/PUSH	1	98	122	114	142
	99345	DALI/PUSH	1-3	35	44	59	74
80603, 80604, 80753	**99740**	ON/OFF	1	79	99	132	166
	99739	0/1-10V	1	79	99	132	166
	C-E100032	DALI 2/PUSH	1	98	122	114	142
80644, 80645, 80758	**99735**	ON/OFF	1	79	99	132	166
	99147	ON/OFF	1-2	36	44	59	74
	99733	0/1-10V	1	79	99	132	166
	83323	DALI 2/PUSH	1	98	122	114	142
	C-E100016	DALI 2/PUSH	2-4	67	85	79	98
80648, 80649, 80760	**99740**	ON/OFF	1	79	99	132	166
	99739	0/1-10V	1	79	99	132	166
	C-E100032	DALI 2/PUSH	1	98	122	114	142

SEGUIRE LE SCHEDE TECNICHE DEI DRIVER PER I DIAGRAMMI DI COLLEGAMENTO DEL PRODUTTORE

FOLLOW THE DRIVERS DATASHEET FOR THE MANUFACTURER DETAILED WIRING

CABLAGGIO / *WIRING*

ON-OFF

220-240 VAC 50-60 Hz

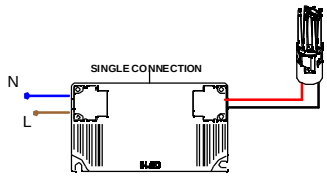

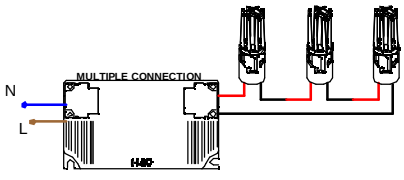

DALI

220-240 VAC 50-60 Hz

