ISTRUZIONI DI MONTAGGIO - MOUNTING INSTRUCTIONS

Rif. : LED-FGI008

Serie : Kuar - Shing - Lochy - Romim - Moby - Aspho - Elin

ART. con LED 5mm

I

L'APPARECCHIO DEVE ESSERE INSTALLATO DA PERSONALE QUALIFICATO.
L'AZIENDA DECLINA OGNI RESPONSABILITÀ QUALORA L'INSTALLAZIONE NON AVVENGA SECONDO LE NORME VIGENTI.
LASCIARE UNA COPIA DI QUESTE ISTRUZIONI AL RESPONSABILE DELLA MANUTENZIONE.
CONSERVARE L'ETICHETTA DELL'IMBALLO ORIGINALE PER EVENTUALI RECLAMI FUTURI

GB

THIS FICTURE MUST BE INSTALLED BY A QUALIFICATED ELECTRICIAN .
LINEA LIGHT IS NOT RESPONSIBLE IF ITS FIXTURES ARE NOT INSTALLED ACCORDING TO LOCAL SAFETY STANDARDS.
PLEASE LEAVE A COPY OF THESE INSTRUCTIONS TO THE PERSON RESPONSABLE FOR THE MAINTENANCE OF THE INSTALLATION.
KEEP THE LABEL OF THE ORIGINAL PACKING FOR THE EVENTUAL FUTURE CLAIMS

F

L'APPEREIL DOIT ETRE INSTALLE PAR ELECTRICIENS QUALIFIES.
LINEA LIGHT NE PEUT PAS ETRE RESPONSABLE POUR TOUTES INSTALLATIONS QUI NE RESPECTENT PAS LES NORMES DE SECURITE EN VIGUER.
LAISSER UNE COPIE DE CES INSTRUCTIONS AU RESPONSABLE DE L'ENTRETIEN DU SYSTEME.
GARDER L'ETIQUETTE DE L'EMBALLAGE ORIGINAL POUR EVENTUELLES RECLAMATIONS FUTURES.

D

DAS GERÄT MUSS VON ELEKTROINSTALLATEUREN MONTIERT WERDEN.
LINEA LIGHT IST NICHT VERANTWORTLICHT WENN DIE MONTAGE NICHT GEMAß DER SICHERHEITSVORSCHRIFTEN STATTFINDETT.
DIESES HINWEISBLATT MUß VOM INSTANDHALTUNGSLEITER AUFBEWAHRT WERDEN.
BEI REKLAMATIONEN BITTE DEN ARTIKELAUFKLEBER AUS DER LEUCHTENVERPACKUNG BEIFÜGEN.

E

EL APARATO DEBE SER INSTALADO POR ELECTRICISTAS CUALIFICADOS.
LINEA LIGHT NO SE RESPONSABILIZARA DE TODAS L INSTALLACIONES QUE NO RESPETEN LAS NORMAS D SEGURIDAD EN VIGOR.
ENTREGAR UNA COPIA DE ESTAS INSTRUCCIONES AL RESPONSABLE DE LA INSTALACION.
CONSERVAR LA ETIQUETA DEL EMBALAJE ORIGINAL PARA POSIBLES RECLAMACIONES.





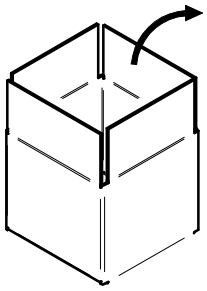

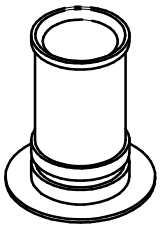



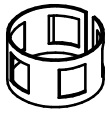



Etichetta energetica scaricabile dal sito www.linealight.com
Energy label downloaded from the website www.linealight.com

MODELLO	◯ □	□	◯
KUAR		Ø34 mm	Ø24 mm
SHING	Ø34 mm		
LOCHY		Ø29 mm	Ø24 mm
ROMIM	Ø24 mm		
MOBY		Ø24 mm	Ø20 mm
ASPHO	Ø15 mm		
ELIN	Ø15 mm		

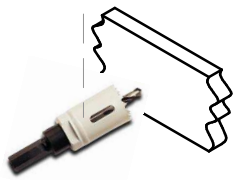

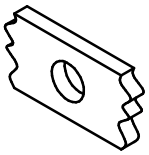



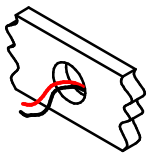





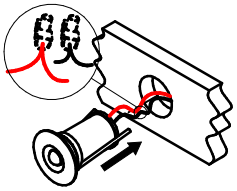

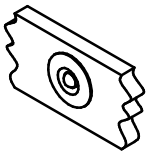



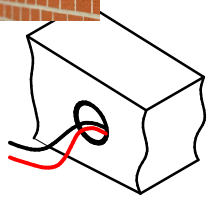





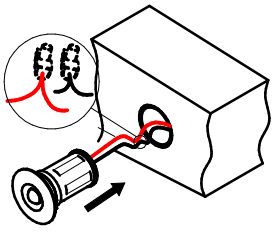

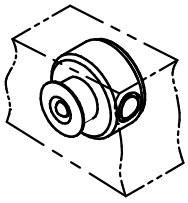

ISTRUZIONI DI MONTAGGIO - MOUNTING INSTRUCTIONS

Serie : Kuar - Shing - Lochy - Romim - Moby - Aspho - Elin

ART. con LED 5mm

I	GB	F	D	E
Procedura di cablaggio	**Wiring procedure**	**Procédure de câblage**	**Anleitung zur Verkabelung**	**Procedimiento de cableado**
1 Chiudere l' interuttore generale OFF 2 Collegare i faretti all' alimentatore 3 Collegare l' alimentatore alla rete 4 Aprire l' interuttore generale ON	1 Switch off the main switch OFF 2 Connect the spotlights to the power supply unit. 3 Connect the power supply unit to the network 4 Switch on the main switch ON	1 Couper le disjoncteur OFF 2 Relier les spots au driver 3 Relier le driver au réseau 4 Connecter le disjoncteur ON	1 Schalten Sie den Hauptschalter aus OFF 2 Schliessen Sie die Strahler an dem Stromversorgungsgeraet an 3 Schliessen Sie das Stromversorgungsgeraet ans Netz an 4 Schalten Sie den Hauptschalter ein ON	1 Cerrar el interruptor general OFF 2 Conectar los focos al alimentador 3 Conectar el alimentador a la red 4 Abrir el interruptor general ON
N.B Tutte le operazioni di manutenzione ed installazione vanno eseguite con l' interuttore generale in posizione OFF	N.B All the maintenance and installation procedures must be carried out with the main switch in position OFF	N.B. Toutes les opérations de maintenance et d'installation seront effectuées avec le disjoncteur sur la position OFF	N.B Die Wartungs - und Instandhaltungsvorgänge müssen mit Hauptschalter in Position durchgeführt werden OFF	N.B Todas las operaciones de mantenimiento e instalación se tendrán que llevar a cabo con el interruptor general en posición OFF
Per il N° di led collegabili all' alimentatore seguire le indicazioni sull'etichetta dello stesso IL FARETTO RISULTA GARANTITO SOLO CON ALIMENTATORI DISTRIBUITI DA i-LèD	Follow the instructions on the label of the power supply unit for the number of spotlights that can be connected to it SPOTLIGHTS ARE GUARANTEED ONLY IF POWER SUPPLY UNITS DISTRIBUTED BY i-LèD ARE USED	Pour le N° de leds reliables au driver, suivre les indications reportées sur son étiquette LE SPOT EST GARANTI SEULEMENT AVEC LES DRIVERS DISTRIBUES PAR i-LèD	Beachten Sie die Etikette des Stromversorgungsgeräts, um die Anzahl der am Stromversorgungsgerät anzuschliessenden LED zu erfahren. DIE GARANTIE IST GÜLTIG NUR FÜR STRAHLER, DIE MIT i-LèD STROMVERSORGUNGSGERÄTEN EINGESPEIST WERDEN.	Sobre el N° de leds conectables al alimentador seguir las indicaciones indicadas en la etiqueta del mismo EL FOCO SÓLO ESTÁ GARANTIZADO CON ALIMENTADORES DISTRIBUIDOS POR i-LèD

Main code XXXXX Colours Code optik XX

Colours Code		+	-
C / W / N	**Bianco** *white*		
B	**Blue** *Blue*		
Y	**Giallo** *Yellow*		
R	**Rosso** *Red*		
G	**Verde** *Green*		
Z	**R**		
	G		
	B		

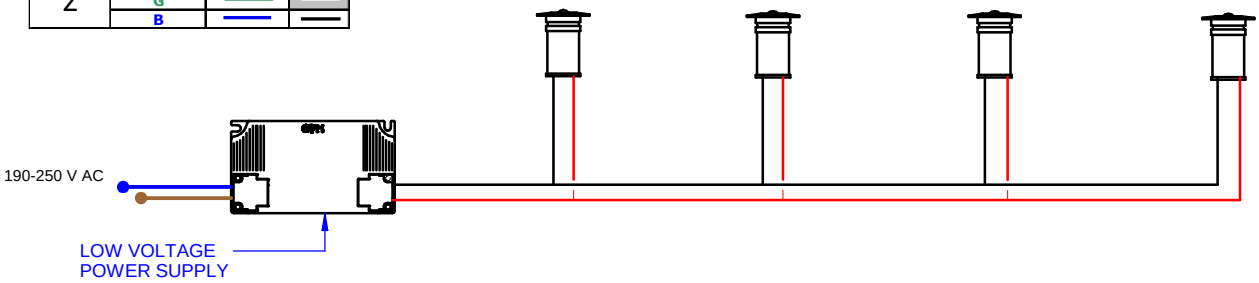

***(ITA)** - I prodotti devono essere installati tassativamente con alimentazioni, cablaggi e accessori originali del Gruppo Linea Light, o eventualmente approvati dall'azienda. L'utilizzo di accessori non originali, o non approvati, determina il decadimento di ogni garanzia sul prodotto. **(ENG)** - All power supply, wiring and accessories used for product installation shall be original Linea Light Group parts or approved by the company. The warranty will become void if non original or non approved parts are used. **(FRA)** - Les produits doivent impérativement être installés avec des alimentations, des câblages et des accessoires Linea Light Group, ou qui ont été approuvés par l'entreprise. L'utilisation d'accessoires non d'origine, ou non approuvés, entraîne la déchéance de toute garantie sur le produit. **(ESP)** - Los productos se han de instalar obligatoriamente con alimentaciones, cableados y accesorios originales de Linea Light Group o, de otra forma, deben ser aprobados por la empresa misma. El uso de accesorios no originales, o no aprobados, anula todas las garantías del producto. **(GER)** Die Produkte müssen obligatorisch mit Originalstromversorgung, Originalkabeln und Originalzubehör der Linea Light Group oder mit Teilen, die von der Linea Light Group ausdrücklich empfohlen sind, installiert werden. Die Verwendung von nicht originalem oder nicht vom Hersteller empfohlenem Zubehör führt zu einem sofortigen Verfall vom Garantieanspruch für das Produkt.*

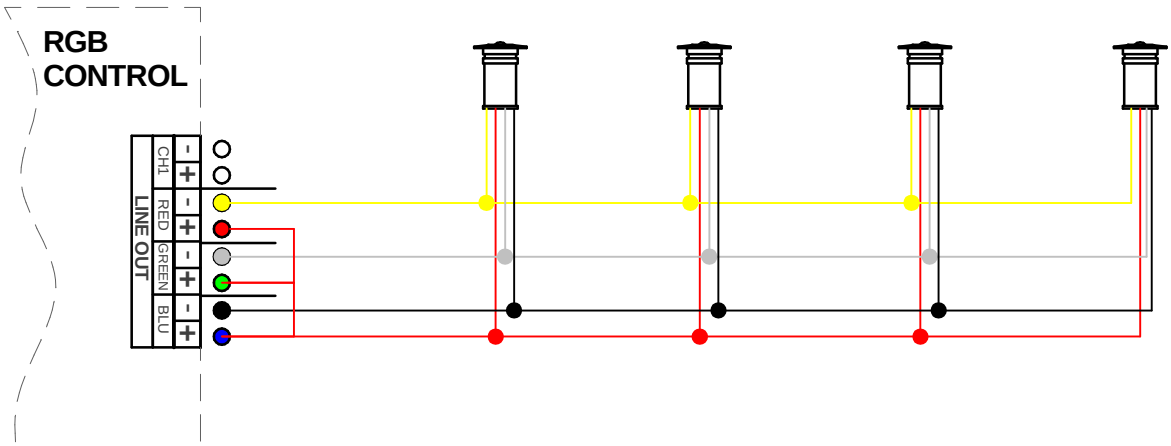

linea light group	**ISTRUZIONI DI MONTAGGIO** *MOUNTING INSTRUCTIONS*	**REVISIONE N°.** *REVISION N°.*	**DATA**
		Rev. 5	3/30/2026

LED-FGI001

SERIE | SERIES: BIBOK, ASPHO_R, ASPHO_Q, NITUM_R, NITUM_Q, BERIEL, ELIN, TURE, GUDE, ILAMT(66), ENVELOPE
BRAND: i-LED 1-2-4

IP44

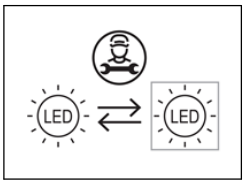

A BIBOK

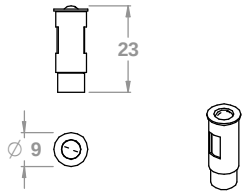

91366
85335
C01775

B BIBOK

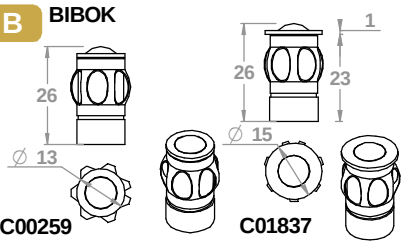

C00259 C01837

C BIBOK

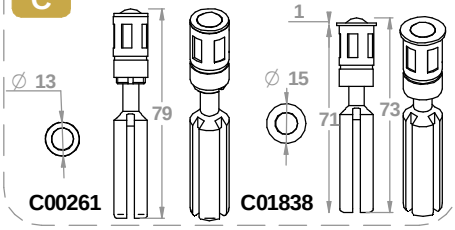

C00261 C01838

D ASPHO_R

88417
85001
85002
C01776
91352*
86707*
86708*
C00263
C00264

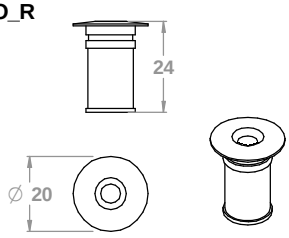

E ASPHO_R

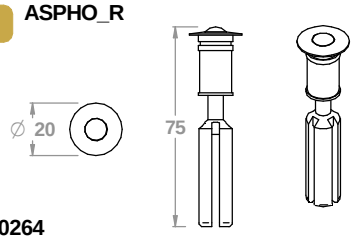

C00264

F ASPHO_Q

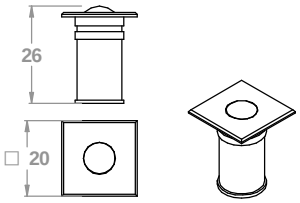

C00267

G ASPHO_Q

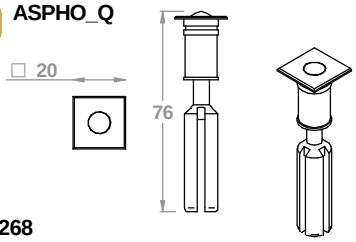

C00268

H NITUM_R

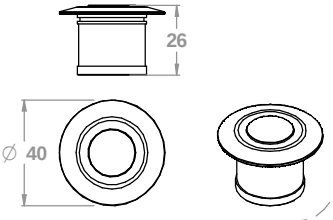

C00269

I NITUM_R

C00273
88568*
86612*
86613*
88674*
C01616**

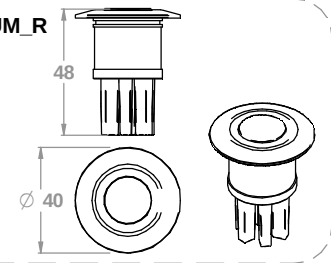

L NITUM_Q

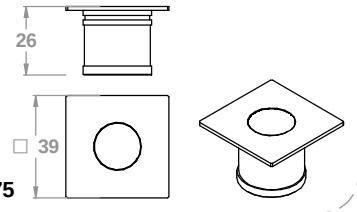

C00275

M NITUM_Q

C00276
88569*
86614*
86615*
86675*
C01617**

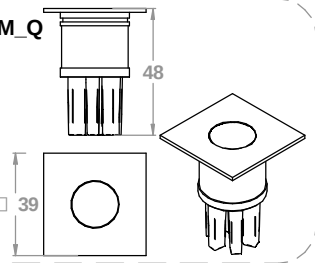

N BERIEL

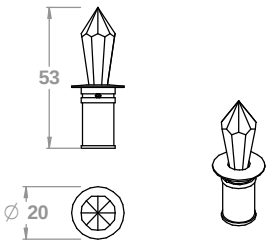

C00283

O BERIEL

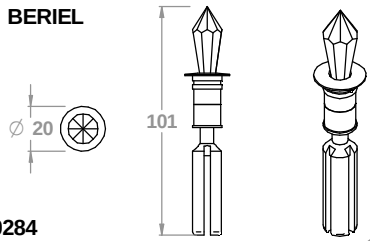

C00284

P ELIN

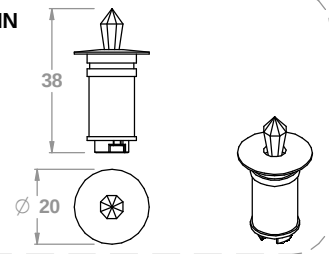

87340*
C00292

Q ELIN

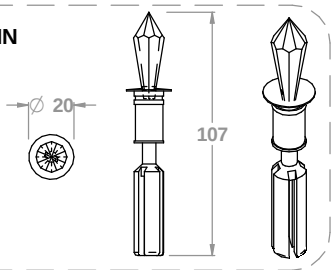

C00293

R TURE

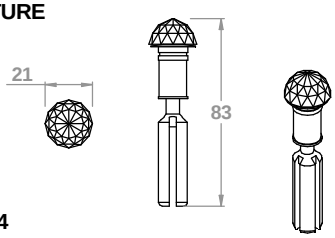

C00294

S TURE

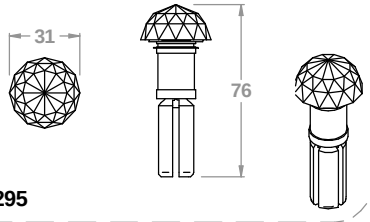

C00295

SERIE | SERIES: BIBOK, ASPHO_R, ASPHO_Q, NITUM_R, NITUM_Q, BERIEL, ELIN, TURE, GUDE, ILAMT(66), ENVELOPE
BRAND: i-LèD 1-2-4

T TURE

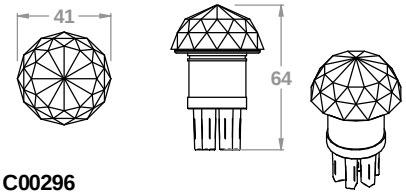

C00296

U GUDE

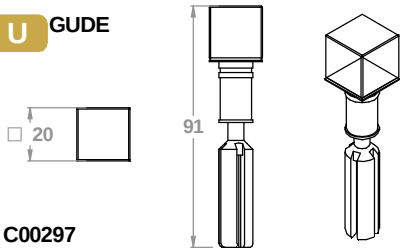

C00297

V GUDE

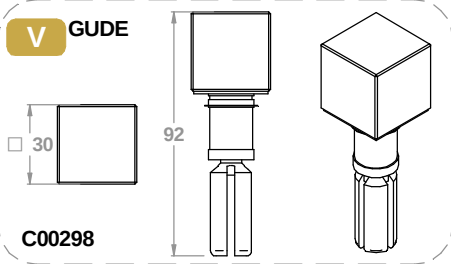

C00298

Z GUDE

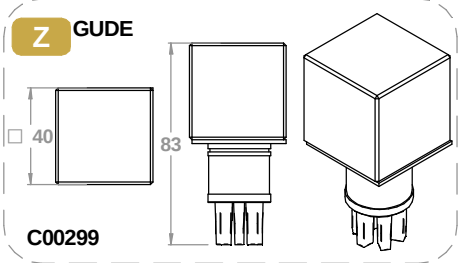

C00299

α ILAMT

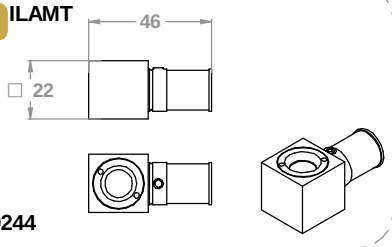

C00244

β ILAMT

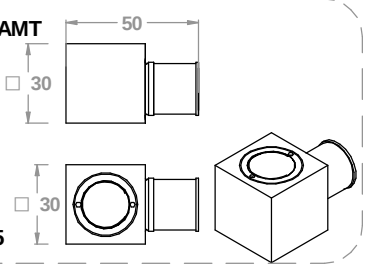

C00245

Γ ILAMT66

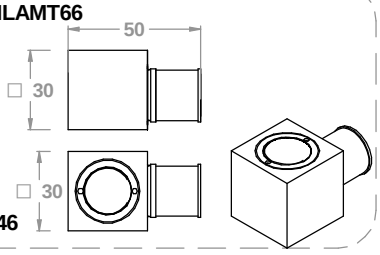

C00246

δ ENVELOPE_1

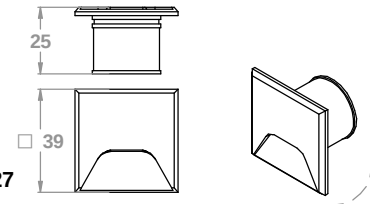

C00227

ε ENVELOPE_2

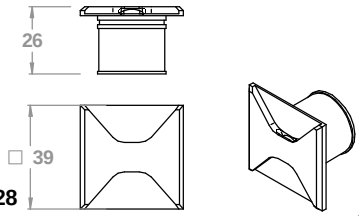

C00228

ACCESSORI NON INCLUSI / *NOT INCLUDED ACCESSORIES*

ζ ENVELOPE_4

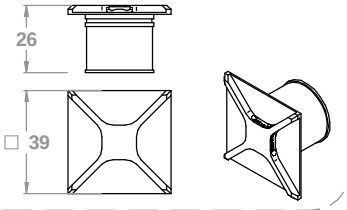

C00229

Suitable for: Bibok 1W (13mm) / Aspho_R 0,5W / Aspho_R 1W **/** Aspho_R 1,5W(RGB) / Aspho_Q 1W

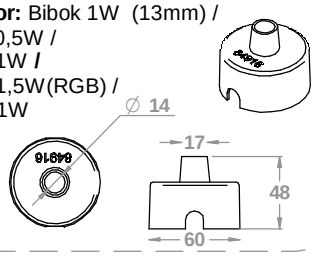

84916

Suitable for: Aspho_R 0,5W / Aspho_R 1W **/** Aspho_Q 1W **/** Beriel_1W / Elin_0,5W M / Elin_1w

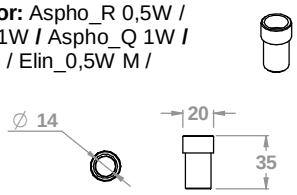

84335

Suitable for: Bibok 1,5 W (13mm) / Aspho_R 1,5W / Aspho_Q 1,5W **/** Beriel_1,5W / Elin_1,5W / Ture_1,5W Ø21mm / Gude_1,5W L.20mm

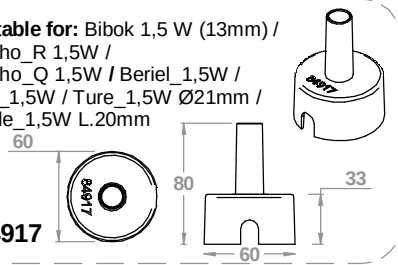

84917

Suitable for: Nitum_R 1W Nitum_Q 1W

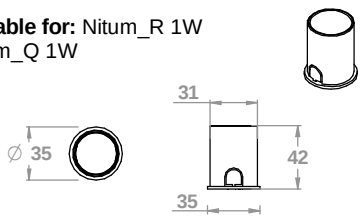

84336

Suitable for: Nitum_R 1W Nitum_Q 1W

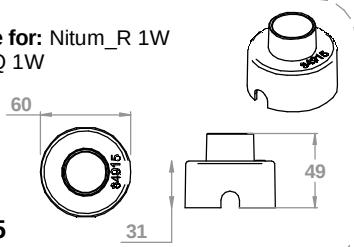

84915

Suitable for: Nitum_R 2W Nitum_R 2,1W **/** Nitum_Q 2W Nitum_Q 2,1W **/** Elin_0,5W / Elin_1W / Ture_1,5W Ø41mm / Gude- _1,5W L40mm

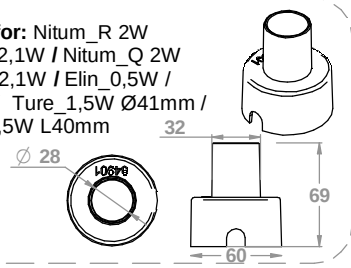

84901

Suitable for: Ture_1,5W Ø31mm / Gude_1,5W_L30mm

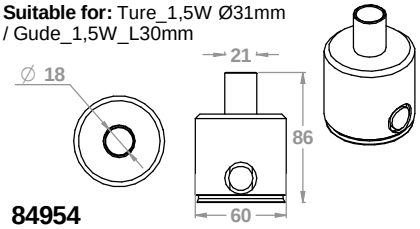

84954

Suitable for: Ilamt_1W 22mm

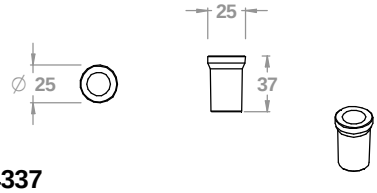

84337

SERIE | SERIES: BIBOK, ASPHO_R, ASPHO_Q, NITUM_R, NITUM_Q, BERIEL, ELIN, TURE, GUDE, ILAMT(66), ENVELOPE
BRAND: i-LèD 1-2-4

Suitable for: Ilamt_2W / Ilamt66 2W 30mm

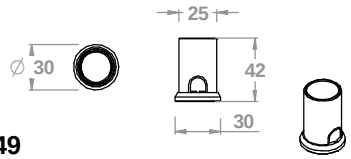

84349

Suitable for: Envelope_1 / Envelope_2 / Envelope_4

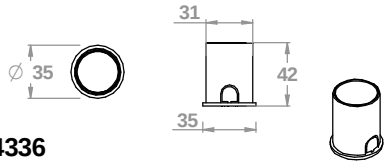

84336

CODICI / CODES

CODE	Type	X INSTALLATION HOLE Ø [mm]	OUTER CASING	FALSE CEILING INSTALL SPRING	Dimensions (□ x H mm/ Ø x H mm)	POWER (W DC)	CLASS III		WEIGHT (Kg)	CRI	IP	CCT [°K] - Energy Class					No. light source	Conn. Type
							VOLTAGE (V)	CURRENT (mA)				2700	3000	4000	5000	RGB +W		
91366	BIBOK	7	-	Yes	Ø9 x 30	0,5	C.V. 24	/	0,015	80		-	G	-	G	N/A	1	
85335						0,5	C.V. 24	/	0,015	80		-	G	-	G	N/A	1	
C01775						0,5	C.V. 24	/	0,015	90		-	G	-	G	N/A	1	
C00259		12,8	84916	No	Ø13 x 24	1	3	350	0,015	90		-	G	-	G	N/A	1	
C01837			84916			1	3	350	0,015	90		-	G	-	G	N/A	1	
C00261			84917		Ø13 x 70	1,5	3	500	0,015	90		-	G	-	G	N/A	1	
C01838			84917			1,5	3	500	0,015	90								
88417	ASPHO_R	15	84916	Yes	Ø20 x 23	0,5	C.V. 24	/	0,015	80		-	G	-	G	N/A	1	
85001						0,5	C.V. 24	/	0,015	80		-	G	-	G	N/A	1	
85002						0,5	C.V. 24	/	0,015	80		-	G	-	G	N/A	1	
C01776						0,5	C.V. 24	/	0,015	80		-	G	-	G	N/A	1	
91352 *						1,5	C.V. 24	/	0,015	-		-	-	-	-	N/A	1	
86707 *						1,5	C.V. 24	/	0,015	-		-	-	-	-	N/A	1	
86708 *						1,5	C.V. 24	/	0,015	-		-	-	-	-	N/A	1	
C00263						1	3	350	0,015	90		F	F	E	-	N/A	1	
C00264			84917		Ø20 x 70	1,5		500	0,039	90		F	F	E	-	N/A	1	
C00267	ASPHO_Q		84916		□20 x 23	1		350	0,017	90	44	F	F	E	-	N/A	1	
C00268			84917		□20 x 70	1,5		500	0,039	90		F	F	E	-	N/A	1	
C00269	NITUM_R	29	84336 84915		Ø40 x 23	1		350	0,058	90		F	F	E	-	N/A	1	
C00273					Ø40 x 45	2		630	0,07	90		F	F	E	-	N/A	1	
88568 *			84901		Ø40 x 45	2,1	9	220	0,072	-		-	-	-	-	N/A	1	
86612 *					Ø40 x 45	2,1		220	0,072	-		-	-	-	-	N/A	1	
86613 *					Ø40 x 45	2,1		220	0,072	-		-	-	-	-	N/A	1	
86674 *					Ø40 x 45	2,1		220	0,072	-		-	-	-	-	N/A	1	
C01616**					Ø40 x 54,5	2,7	12	220	0,075	80		-	-	-	-	N/A	1	Y
C00275	NITUM_Q		84336 84915		□40 x 24,5	1	3	350	0,06	90		F	F	E	-	N/A	1	
C00276					□40 x 45	2		630	0,073	90		F	F	E	-	N/A	1	
88569 *			84901		□40 x 45	2,1	9	220	0,079	-		-	-	-	-	N/A	1	
86614 *					□40 x 45	2,1		220	0,079	-		-	-	-	-	N/A	1	
86615 *					□40 x 45	2,1		220	0,079	-		-	-	-	-	N/A	1	
86675 *					□40 x 45	2,1		220	0,079	-		-	-	-	-	N/A	1	
C01617**					□40x54,5	2,7	12	220	0,076	80		-	-	-	-	N/A	1	
C00283	BERIEL	15	84335		Ø20 x 53	1	3	350	0,019	90	20	F	F	E	-	N/A	1	
C00284			84917		Ø20 x 100	1,5		500	0,056	90		F	F	E	-	N/A	1	
87340 *	ELIN		84335 84916		Ø20 x 35	0,5	C.V. 24	/	0,015	-		-	-	-	-	N/A	1	
C00292					Ø20 x 35	1	3	350	0,05	90		F	F	E	-	N/A	1	
C00293					Ø20 x 78	1,5		500	0,07	90		F	F	E	-	N/A	1	
C00294	TURE	15	84917		Ø21 x 81	1,5		500	0,045	90		F	F	E	-	N/A	1	
C00295		20	84954		Ø31 x 77	1,5		500	0,08	90	52	F	F	E	-	N/A	1	
C00296		29	84901		Ø41 x 61	1,5		500	0,094	90		F	F	E	-	N/A	1	
C00297	GUDE	15	84917		□20 x 88	1,5		500	0,057	90		F	F	E	-	N/A	1	
C00298		20	84954		□30 x 90	1,5		500	0,124	90	54	F	F	E	-	N/A	1	
C00299		29	84901		□40 x 82	1,5		500	0,226	90		F	F	E	-	N/A	1	
C00244	ILAMT	18	84337		□22 x 46	1		350	0,072	90		F	F	E	-	N/A	1	
C00245	ILAMT	24	84349		□30 x 50	2		630	0,191	90	44	F	F	E	-	N/A	1	
C00246	ILAMT 66				□30 x 50	2		630	0,174	90		F	F	E	-	N/A	1	
C00227	ENEVELOPE_1	29	84336		□40 x 25	1		350	0,077	90	66	F	F	E	-	N/A	1	
C00228	ENEVELOPE_2				□40 x 25	1		350	0,077	90		F	F	E	-	N/A	1	
C00229	ENEVELOPE_4				□40 x 25	1		350	0,077	90	20	F	F	E	-	N/A	1	

Ta: -20°C / +50°C

***RGB | **RGBW**

SERIE | SERIES: BIBOK, ASPHO_R, ASPHO_Q, NITUM_R, NITUM_Q, BERIEL, ELIN, TURE, GUDE, ILAMT(66), ENVELOPE
BRAND: i-LèD 1-2-4

INSTALLAZIONE SU CONTROSOFFITTO / *INSTALLATION ON FALSE CEILING*

A - ζ
1.A

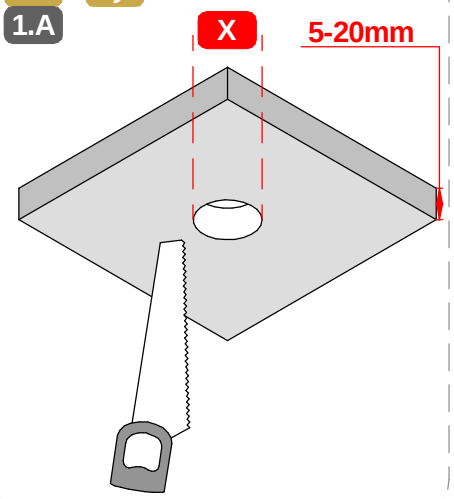

A - ζ
2.A

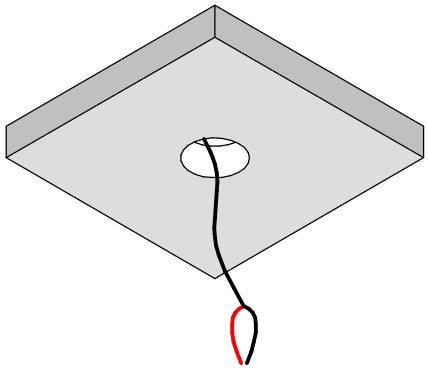

A
B
C
1.B

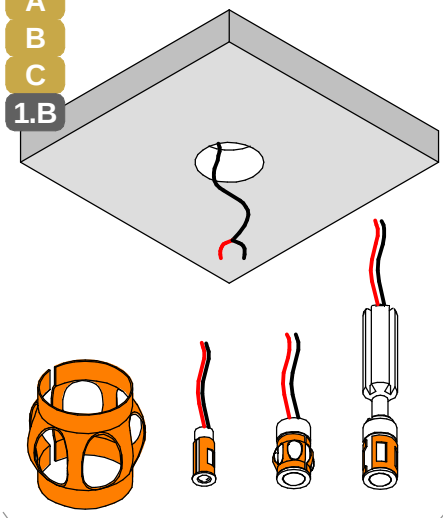

A
B
C
2.B

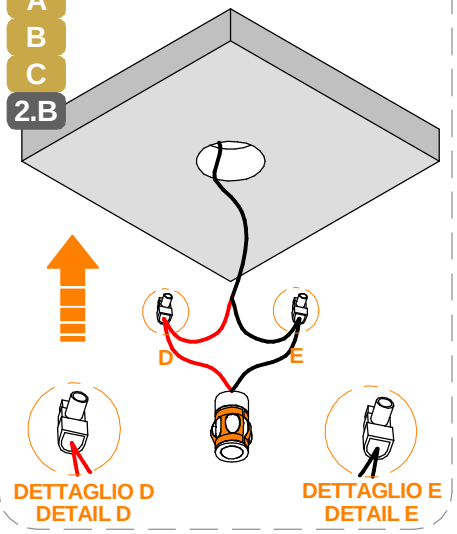

A
B
C
3.B

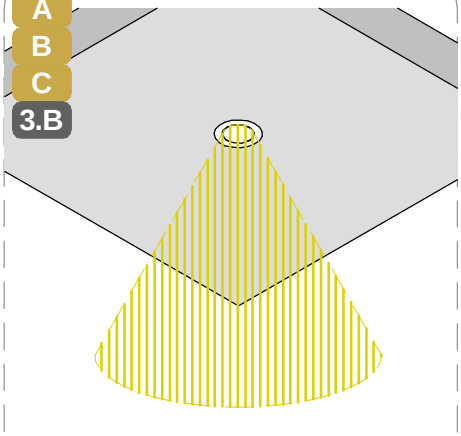

D - ζ
1.C

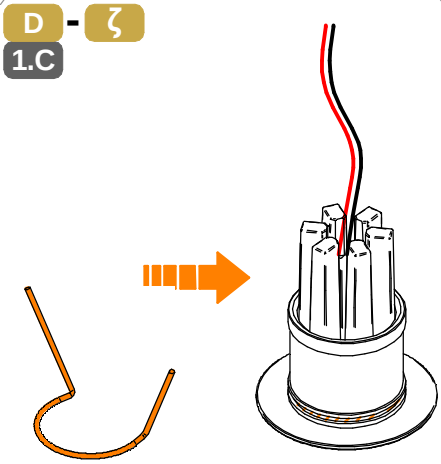

D - ζ
2.C

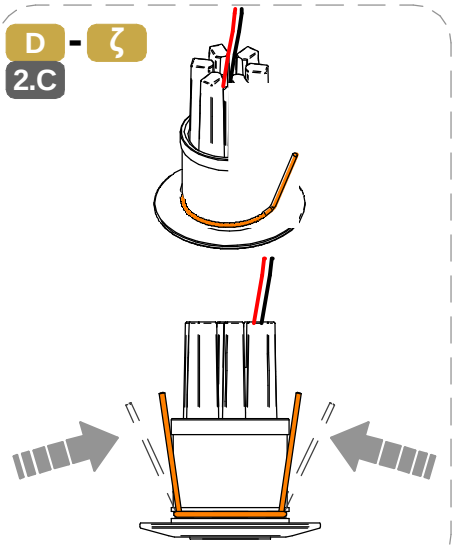

D - ζ
3.C

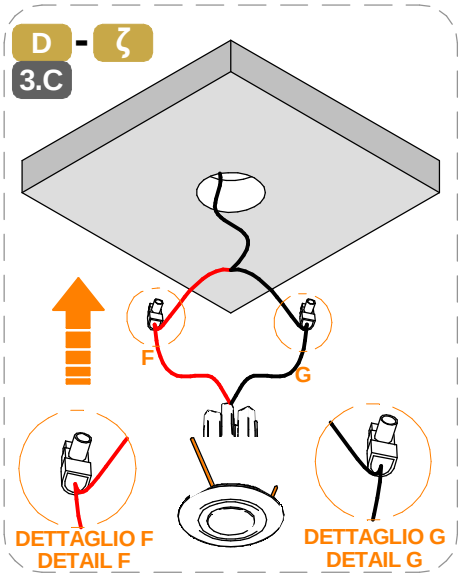

D - ζ
4.C

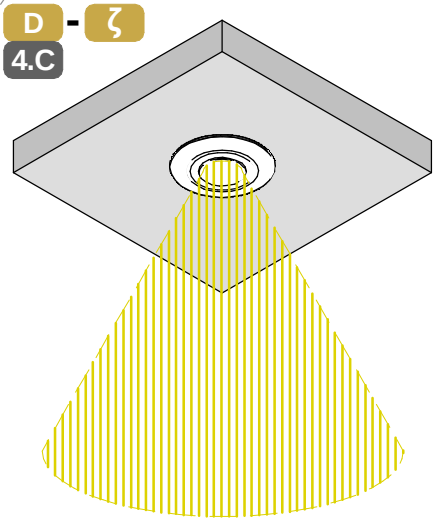

SERIE | SERIES: BIBOK, ASPHO_R, ASPHO_Q, NITUM_R, NITUM_Q, BERIEL, ELIN, TURE, GUDE, ILAMT(66), ENVELOPE
BRAND: i-LèD 1-2-4

INSTALLAZIONE SU MURATURA O CALCESTRUZZO / *CONCRETE OR BRICKWORK INSTALLATION*

B - ζ
1.D

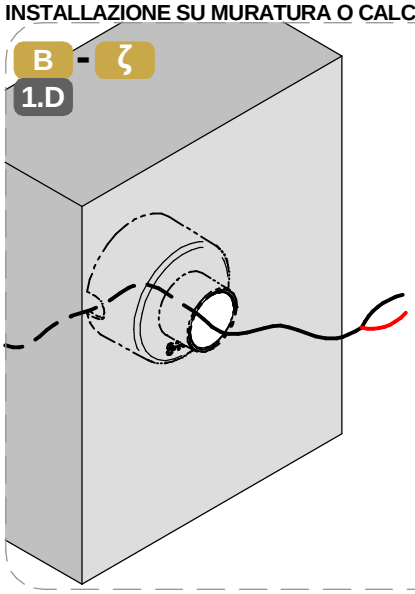

B - ζ
2.D

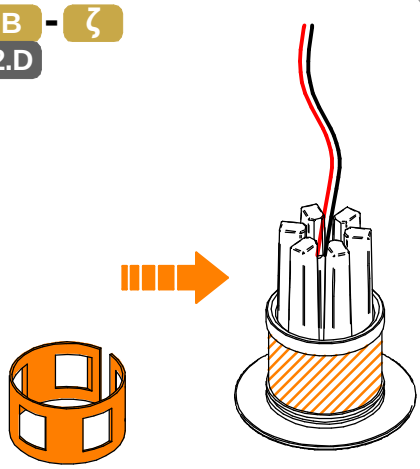

B - ζ
3.D

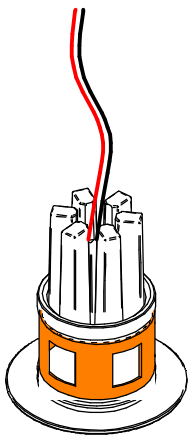

B - ζ
4.D

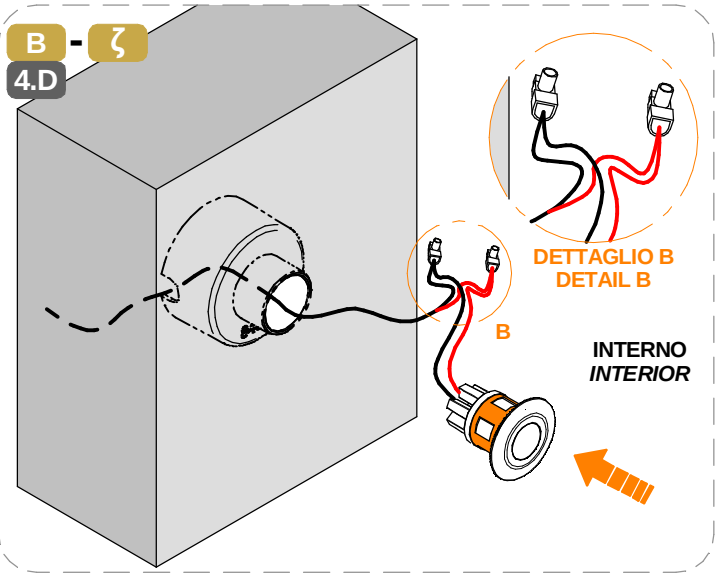

Γ δ
5.D

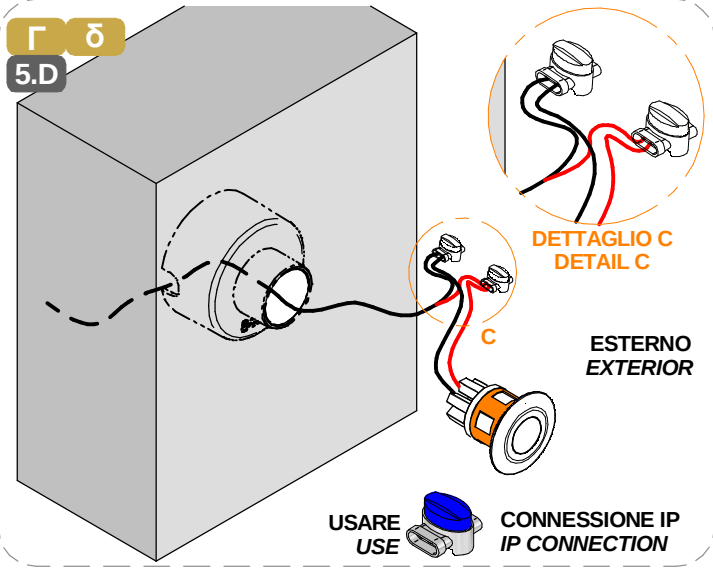

USARE *USE*

CONNESSIONE IP *IP CONNECTION*

B - ζ
6.D

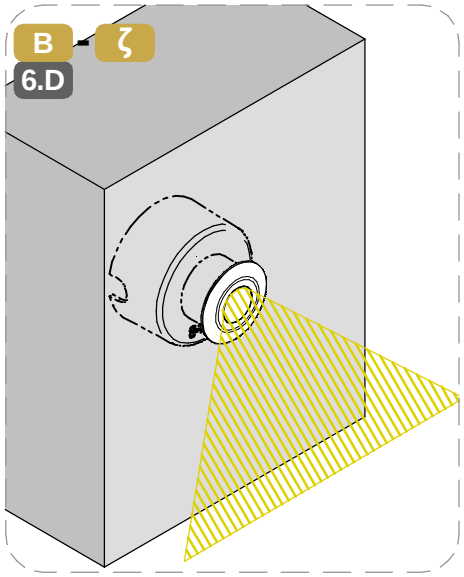

LAVARE LA SUPERFICIE DEL DIFFUSORE LUCE CON PANNO UMIDO, UTILIZZANDO SOLO ACQUA E SAPONE NEUTRO.

CLEAN THE SURFACE OF THE LIGHT DIFFUSER WITH A DAMP CLOTH, USING ONLY WATER AND NEUTRAL SOAP

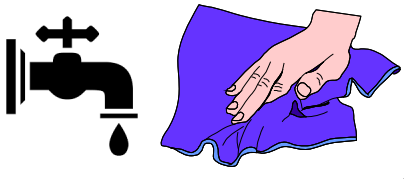

CABLAGGIO / *WIRING*

1

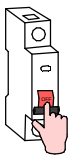

TUTTE LE OPERAZIONI DI COLLEGAMENTO ALLA RETE ELETTRICA DEVONO ESSERE CONDOTTE IN MANCANZA DI TENSIONE

ALL THE WIRING OPERATION MUST BE PERFORMED WITH MCB IN OFF POSITION

2



SE IL PRODOTTO E' DEFINITO IN CLASSE 1, IL CONDUTTORE DI MESSA A TERRA DI PROTEZIONE DEVE ESSERE SEMPRE COLLEGATO

IF THE FITTING IS CLASS 1 RATED, THE CPC | EARTH | PE CONDUCTOR MUST BE CONNECTED

3

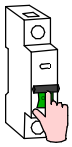

SE L'IMPIANTO E' STATO COMPLETATO ED E' IN SICUREZZA, PUO' ESSERE ALIMENTATO

WHEN THE CIRCUIT IS COMPLETED AND SAFE, MCB CAN BE SET IN ON POSITION

SERIE | SERIES: BIBOK, ASPHO_R, ASPHO_Q, NITUM_R, NITUM_Q, BERIEL, ELIN, TURE, GUDE, ILAMT(66), ENVELOPE

BRAND: i-LèD 1-2-4 MARRONE / BROWN = LINEA / *LINE* AZZURRO / LIGHT BLUE = NEUTRO / *NEUTRAL* GIALLO-VERDE / YELLOW-GREEN = TERRA / EARTH CPC | PE

SE IL PRODOTTO E' DEFINITO IN CLASSE 3, IL CIRCUITO SECONDARIO A BASSA TENSIONE DEVE ESSERE COLLEGATO ALL'ALIMENTATORE PRIMA CHE QUESTO SIA SOTTO TENSIONE

IF THE FITTING IS CLASS 3 RATED, THE LOW VOLTAGE CIRCUIT MUST BE WIRED BEFORE THE POWER SUPPLY IS POWERED ON

SE IL CARICO VENISSE COLLEGATO AD ALIMENTATORE SOTTO TENSIONE, I PRODOTTI POTREBBERO DANNEGGIARSI, SUBENDO UN DANNO DA SOVRATENSIONE

IF THE LOAD IS WIRED TO AN ALREADY ON POWER SUPPLY, THE FITTINGS COULD BE DAMAGED BY VOLTAGE SURGE

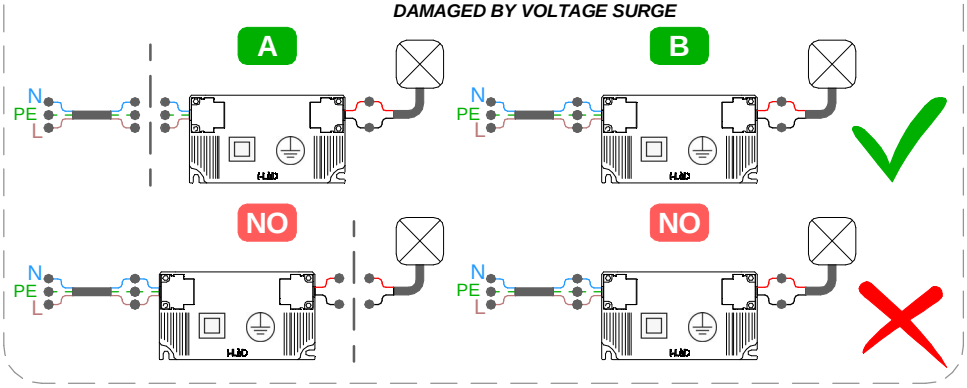

TIPO DI CONNESSIONE
TYPE OF CONNECTION

X: Se il cavo flessibile esterno di questo apparecchio è danneggiato, deve essere sostituito da un cavo speciale, disponibile esclusivamente presso il fabbricante, o il suo servizio di assistenza.
X: If the external flexible cable of this appliance is dameged, it must be replaced with a special cable, which is only avaible from the manufacturer or its service department.

Y: Se il cavo flessibile esterno di questo apparecchio è danneggiato, deve essere sostituito esclusivamente dal fabbricante, dal suo servizio di assistenza o da personale qualificato equivalente, al fine di evitare pericoli.
Y: If the external flexible cable of this appliance is dameged, it must only be replaced by the manufacturer, its service department or equivalent qualified personell in order to avoid danger.

Z: Il cavo flessibile esterno di questo apparecchio non può essere sostituito; se il cavo è danneggiato l'apparecchio deve essere distrutto.
Z: The external flexible cable fo this appliance cannot be replaced; if the cable is dameged, the appliance must be destroyed.

CABLAGGIO IN PARALLELO | TENSIONE COSTANTE
PARALLEL WIRING | CONSTANT VOLTAGE

CV

N° MAX ***DEVICES***

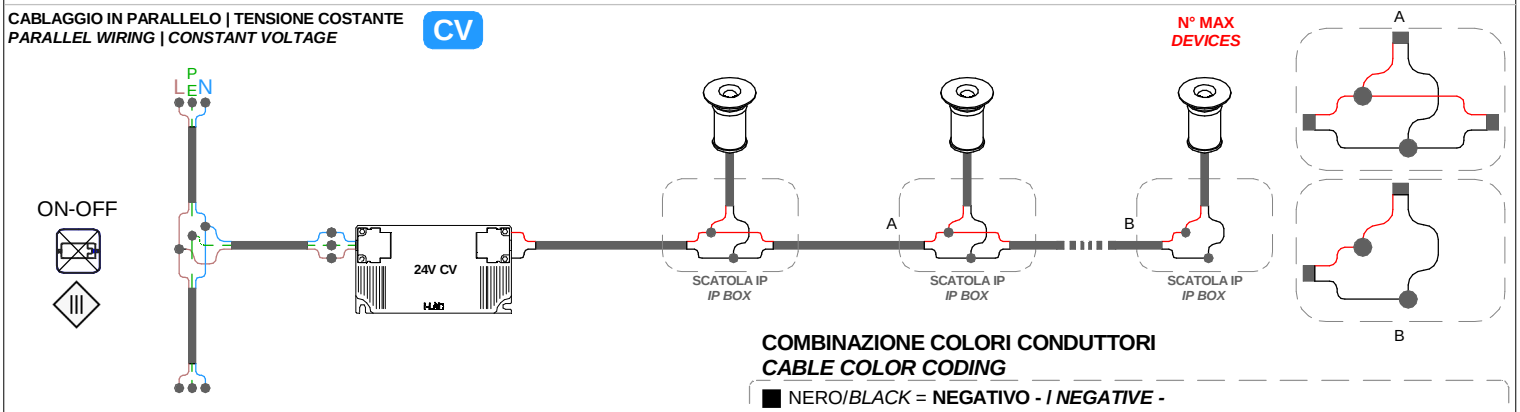

COMBINAZIONE COLORI CONDUTTORI
CABLE COLOR CODING

- NERO/*BLACK* = **NEGATIVO - / *NEGATIVE* -**
- ROSSO/*RED* = **POSITIVO + / *POSITIVE* +**

CABLAGGIO IN SERIE | CORRENTE COSTANTE
SERIES WIRING | CONSTANT CURRENT

CV

N° MAX ***DEVICES***

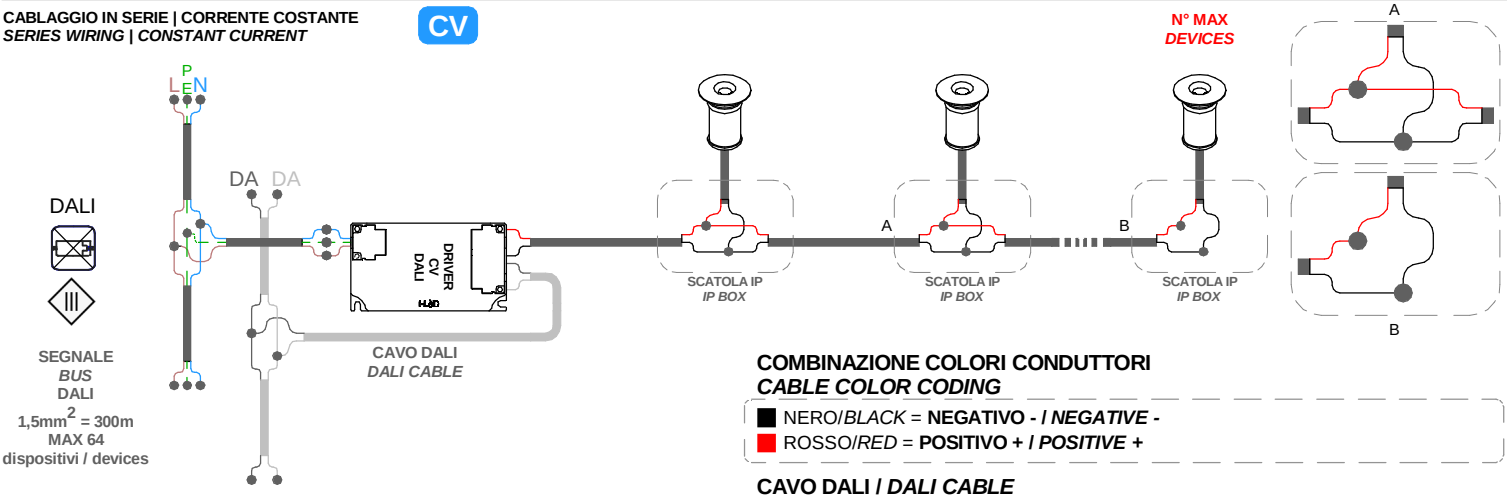

COMBINAZIONE COLORI CONDUTTORI
CABLE COLOR CODING

- NERO/*BLACK* = **NEGATIVO - / *NEGATIVE* -**
- ROSSO/*RED* = **POSITIVO + / *POSITIVE* +**

CAVO DALI / *DALI CABLE*

DALI

- NERO / *BLACK* = **DALI 1**
- BIANCO / *WHITE* = **DALI 2**

SERIE | SERIES: BIBOK, ASPHO_R, ASPHO_Q, NITUM_R, NITUM_Q, BERIEL, ELIN, TURE, GUDE, ILAMT(66), ENVELOPE

BRAND: i-LED 1-2-4 MARRONE / BROWN = LINEA / *LINE* AZZURRO / LIGHT BLUE = NEUTRO / *NEUTRAL* GIALLO-VERDE / YELLOW-GREEN = TERRA / EARTH CPC | PE

CABLAGGIO IN SERIE | CORRENTE COSTANTE
SERIES WIRING | CONSTANT CURRENT

CV

N° MAX *DEVICES*

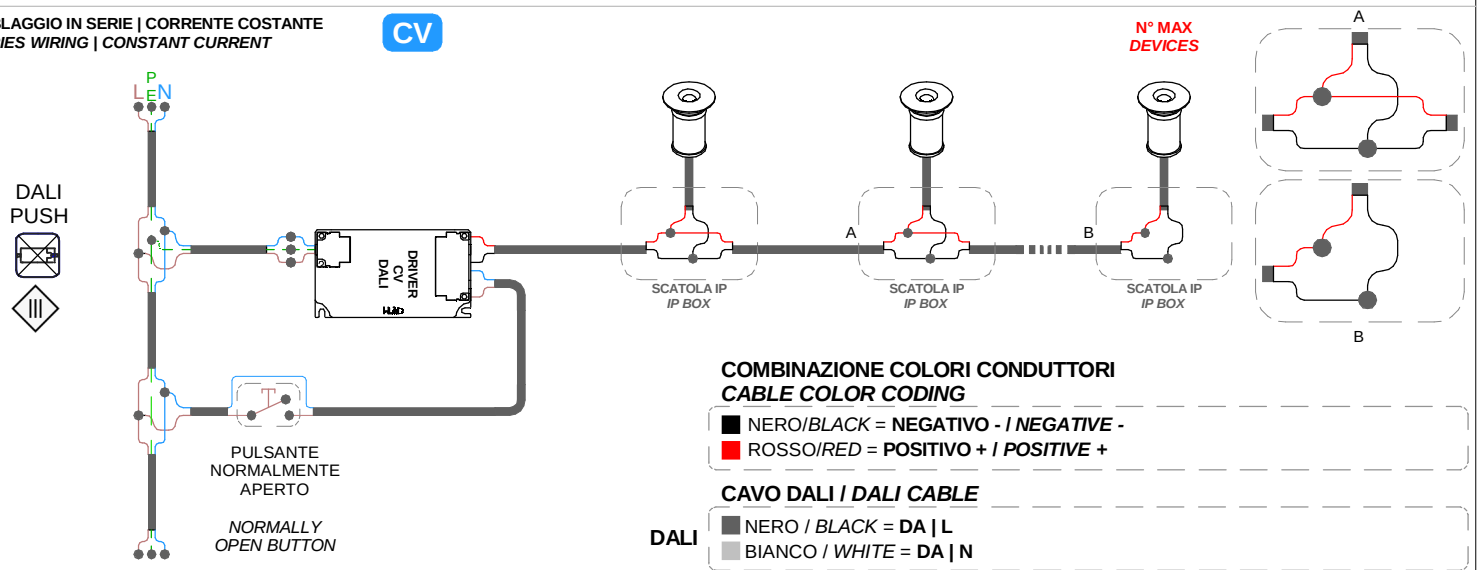

COMBINAZIONE COLORI CONDUTTORI
CABLE COLOR CODING

- NERO/*BLACK* = **NEGATIVO - / *NEGATIVE* -**
- ROSSO/*RED* = **POSITIVO + / *POSITIVE* +**

CAVO DALI / *DALI CABLE*

DALI
- NERO / *BLACK* = **DA | L**
- BIANCO / *WHITE* = **DA | N**

RGB
CENTRALINA SMART
SMART CONTROLLER
CABLAGGIO IN PARALLELO
PARALLEL WIRING

CV

N° MAX *DEVICES*

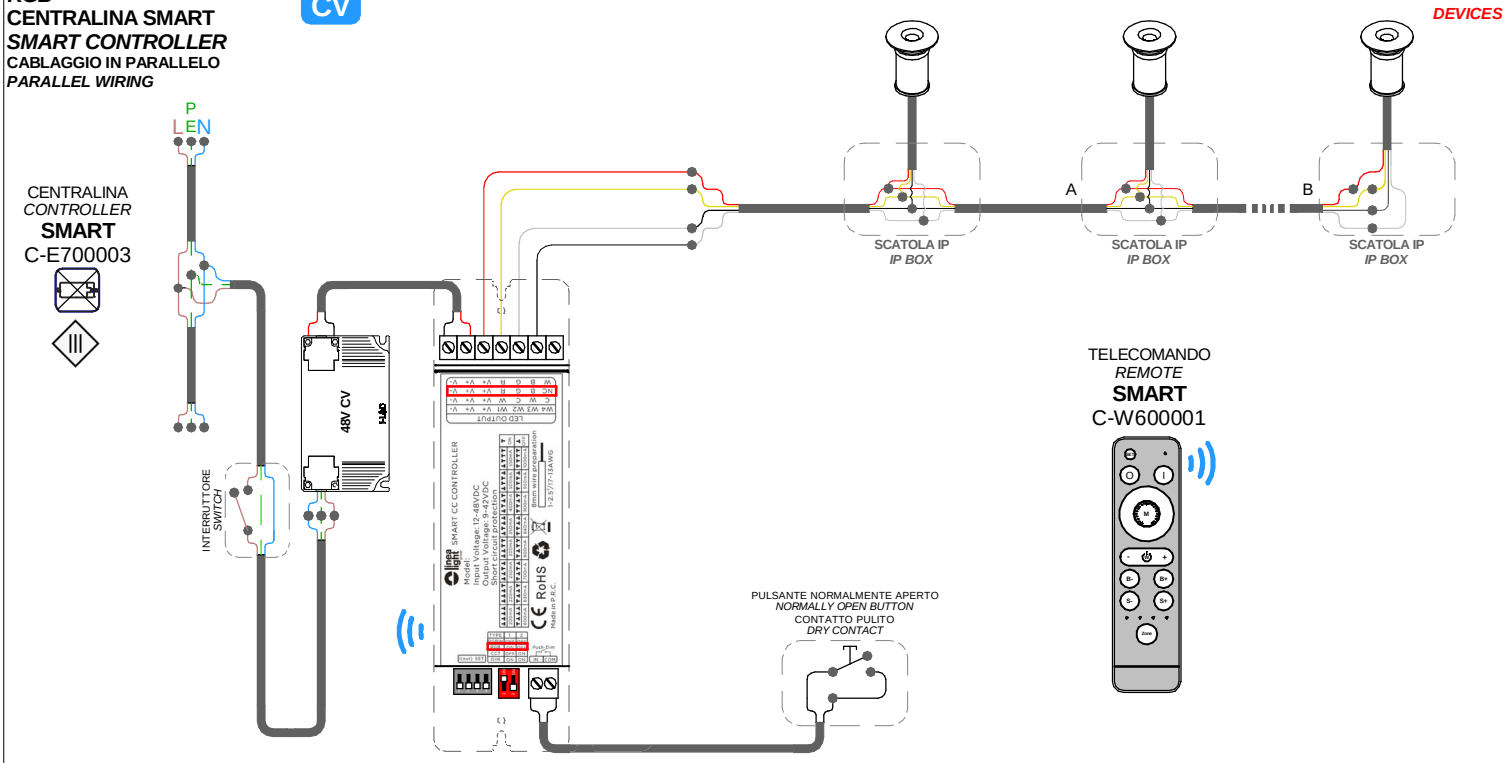

CABLAGGIO IN SERIE | CORRENTE COSTANTE
SERIES WIRING | CONSTANT CURRENT

CC

N° MAX *DEVICES*

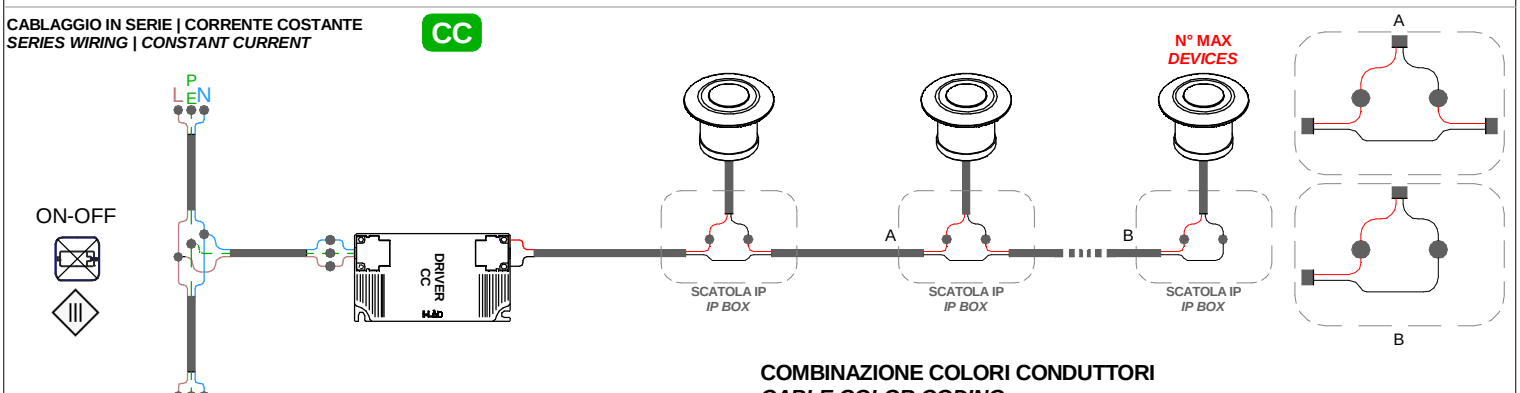

COMBINAZIONE COLORI CONDUTTORI
CABLE COLOR CODING

- NERO/*BLACK* = **NEGATIVO - / *NEGATIVE* -**
- ROSSO/*RED* = **POSITIVO + / *POSITIVE* +**

SERIE | SERIES: BIBOK, ASPHO_R, ASPHO_Q, NITUM_R, NITUM_Q, BERIEL, ELIN, TURE, GUDE, ILAMT(66), ENVELOPE

BRAND: i-LèD 1-2-4 MARRONE / BROWN = LINEA / *LINE* AZZURRO / LIGHT BLUE = NEUTRO / *NEUTRAL* GIALLO-VERDE / YELLOW-GREEN = TERRA / EARTH CPC | PE

CABLAGGIO IN SERIE | CORRENTE COSTANTE
SERIES WIRING | CONSTANT CURRENT

CC

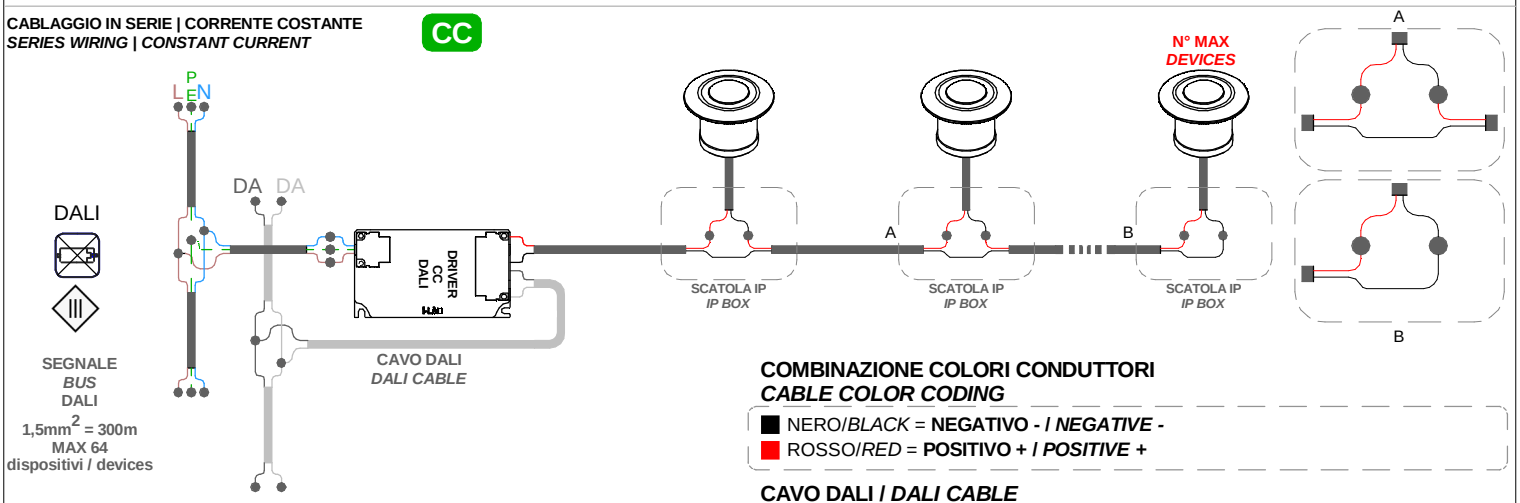

COMBINAZIONE COLORI CONDUTTORI
CABLE COLOR CODING

NERO/*BLACK* = **NEGATIVO - / *NEGATIVE* -**
ROSSO/*RED* = **POSITIVO + / *POSITIVE* +**

CAVO DALI / *DALI CABLE*

DALI
NERO / *BLACK* = **DALI 1**
BIANCO / *WHITE* = **DALI 2**

CABLAGGIO IN SERIE | CORRENTE COSTANTE
SERIES WIRING | CONSTANT CURRENT

CC

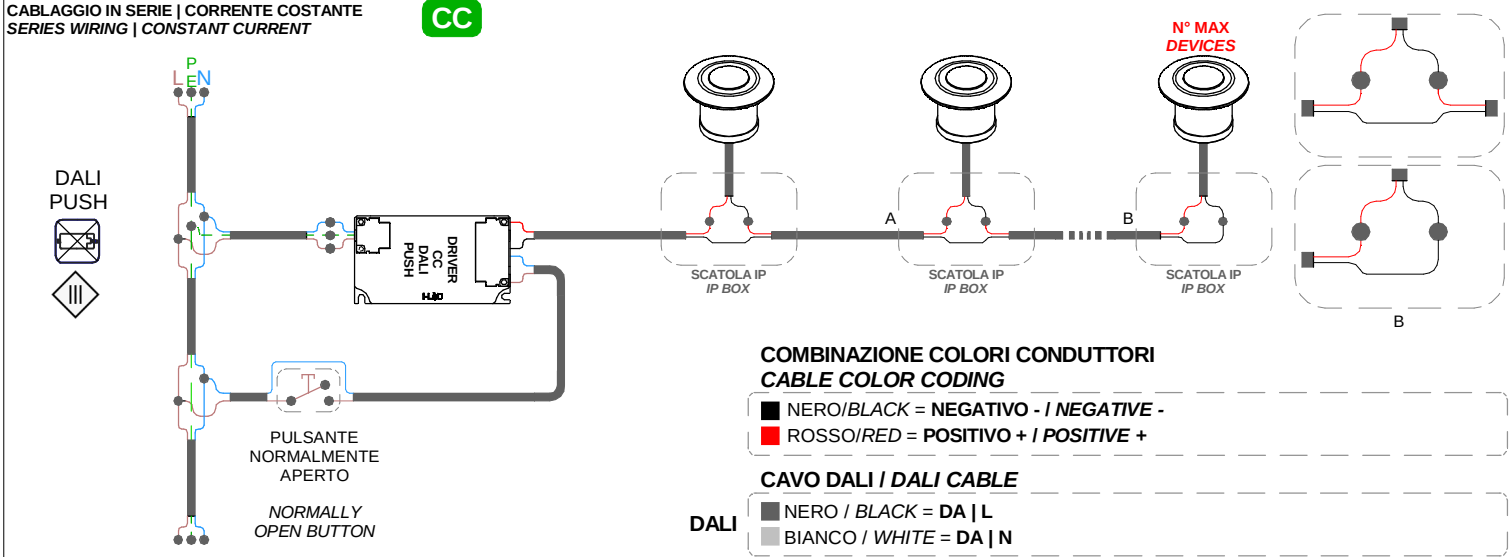

COMBINAZIONE COLORI CONDUTTORI
CABLE COLOR CODING

NERO/*BLACK* = **NEGATIVO - / *NEGATIVE* -**
ROSSO/*RED* = **POSITIVO + / *POSITIVE* +**

CAVO DALI / *DALI CABLE*

DALI
NERO / *BLACK* = **DA | L**
BIANCO / *WHITE* = **DA | N**

SERIE | SERIES: BIBOK, ASPHO_R, ASPHO_Q, NITUM_R, NITUM_Q, BERIEL, ELIN, TURE, GUDE, ILAMT(66), ENVELOPE

BRAND: i-LED 1-2-4 MARRONE / BROWN = LINEA / *LINE* AZZURRO / LIGHT BLUE = NEUTRO / *NEUTRAL* GIALLO-VERDE / YELLOW-GREEN = TERRA / EARTH CPC | PE

RGB | NITUM
CENTRALINA SMART
SMART CONTROLLER

CABLAGGIO IN SERIE | CORRENTE COSTANTE ***SERIES WIRING | CONSTANT CURRENT***

CC

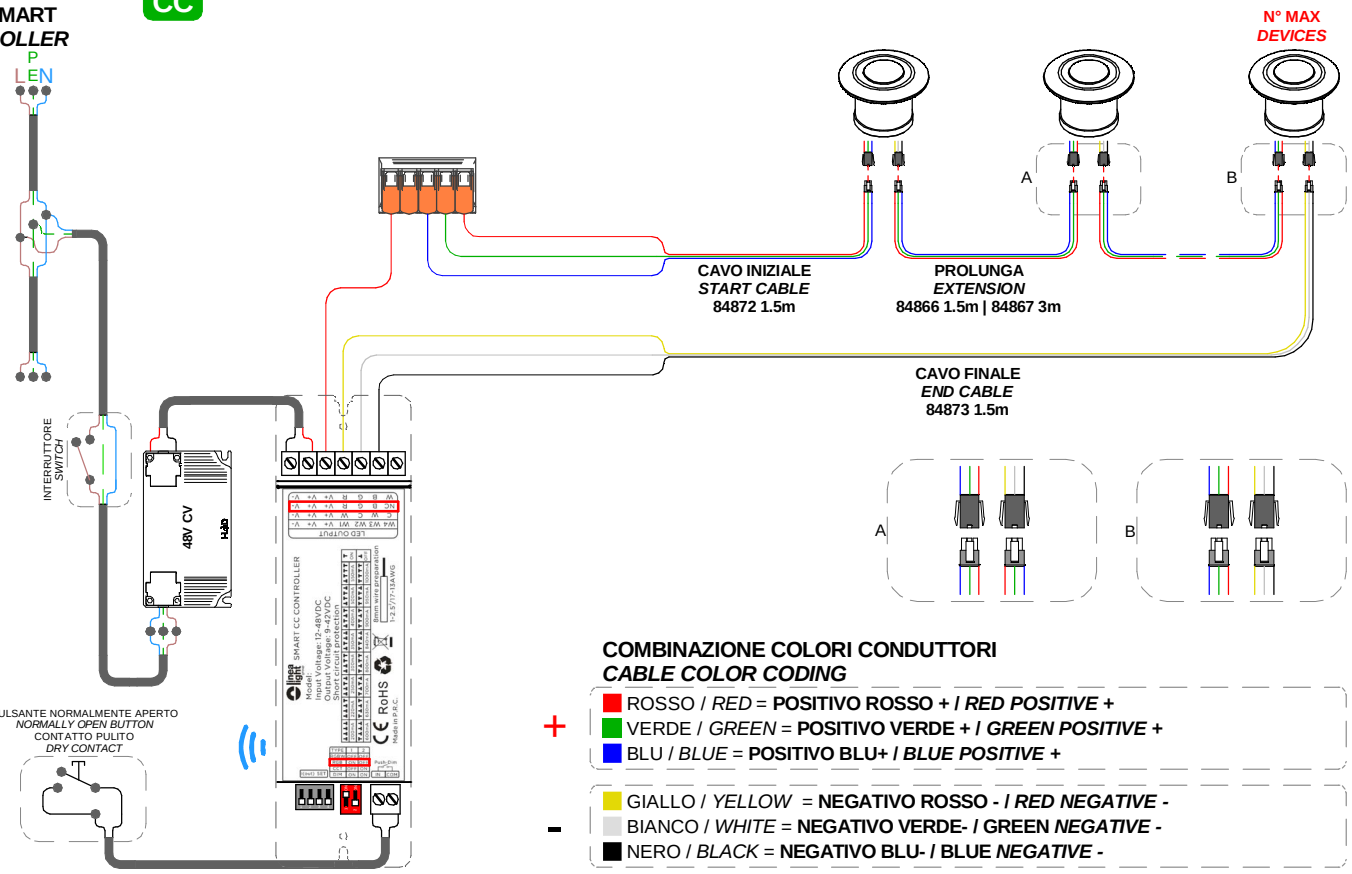

COMBINAZIONE COLORI CONDUTTORI
CABLE COLOR CODING

\+
- ROSSO / *RED* = **POSITIVO ROSSO + / *RED POSITIVE +***
- VERDE / *GREEN* = **POSITIVO VERDE + / *GREEN POSITIVE +***
- BLU / *BLUE* = **POSITIVO BLU+ / *BLUE POSITIVE +***

\-
- GIALLO / *YELLOW* = **NEGATIVO ROSSO - / *RED NEGATIVE -***
- BIANCO / *WHITE* = **NEGATIVO VERDE- / GREEN *NEGATIVE -***
- NERO / *BLACK* = **NEGATIVO BLU- / BLUE *NEGATIVE -***

RGBW
CENTRALINA SMART
SMART CONTROLLER

CABLAGGIO IN SERIE | CORRENTE COSTANTE ***SERIES WIRING | CONSTANT CURRENT***

CC

IL CAVO cod.99759 E' CONFIGURATO PER AVERE IL "NEGATIVO BIANCO -" COLOR VIOLA; ALLA FINE DELLA SERIE, COLLEGARE QUINDI IL CAVO VIOLA CON IL CAVO MARRONE, COME IN FIGURA.
CABLE code 99759 IS CONFIGURED TO HAVE THE "WHITE NEGATIVE -" IN PURPLE; AT THE END OF THE SERIES, CONNECT THE PURPLE CABLE TO THE BROWN CABLE, AS SHOWN IN THE FIGURE.

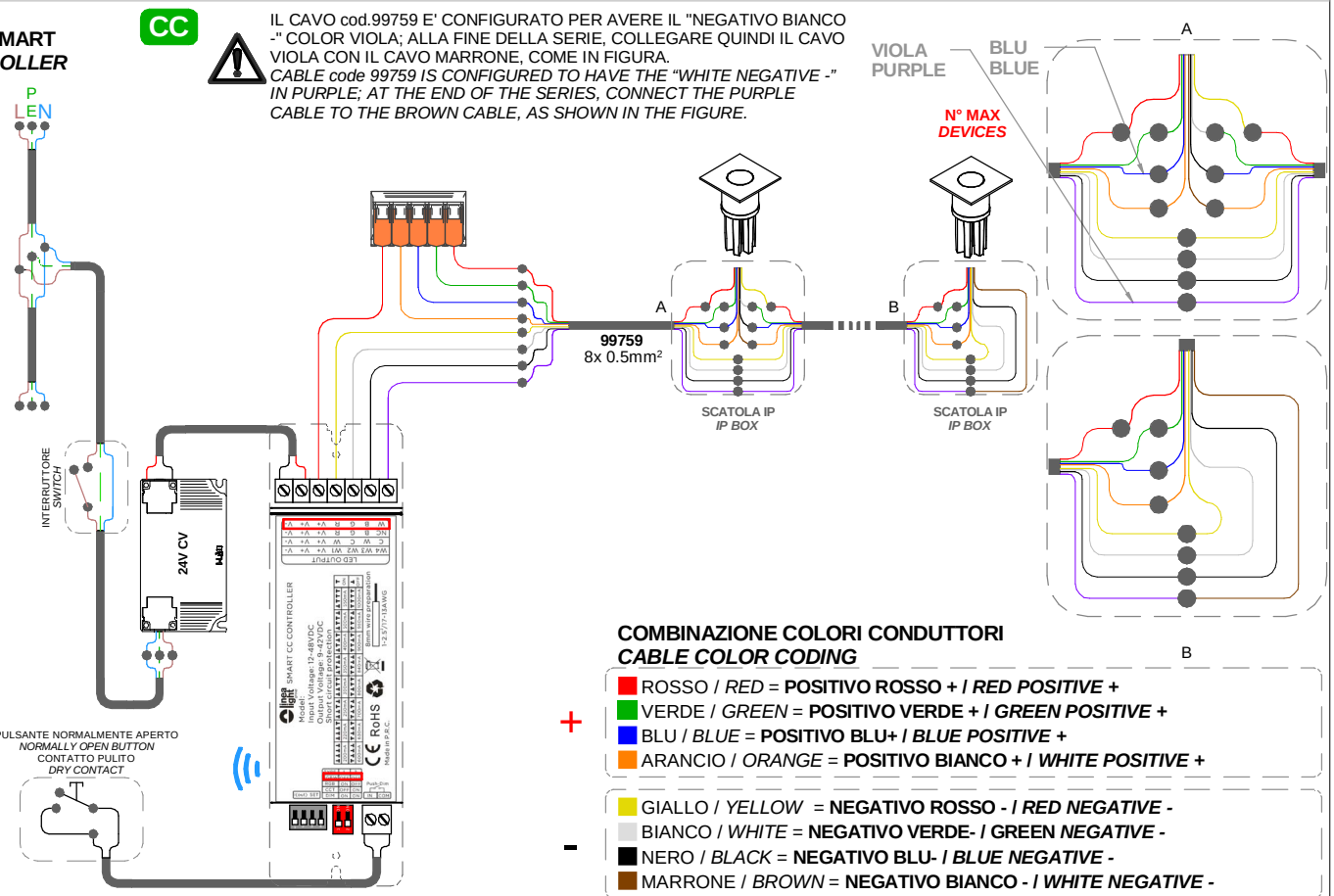

COMBINAZIONE COLORI CONDUTTORI
CABLE COLOR CODING

\+
- ROSSO / *RED* = **POSITIVO ROSSO + / *RED POSITIVE +***
- VERDE / *GREEN* = **POSITIVO VERDE + / *GREEN POSITIVE +***
- BLU / *BLUE* = **POSITIVO BLU+ / *BLUE POSITIVE +***
- ARANCIO / *ORANGE* = **POSITIVO BIANCO + / *WHITE POSITIVE +***

\-
- GIALLO / *YELLOW* = **NEGATIVO ROSSO - / *RED NEGATIVE -***
- BIANCO / *WHITE* = **NEGATIVO VERDE- / GREEN *NEGATIVE -***
- NERO / *BLACK* = **NEGATIVO BLU- / *BLUE NEGATIVE -***
- MARRONE / *BROWN* = **NEGATIVO BIANCO - / *WHITE NEGATIVE -***

SERIE | SERIES: BIBOK, ASPHO_R, ASPHO_Q, NITUM_R, NITUM_Q, BERIEL, ELIN, TURE, GUDE, ILAMT(66), ENVELOPE
BRAND: i-LED 1-2-4

N° DI PRODOTTI PER ALIMENTATORE | *N° OF LIGHT FITTINGS PER DRIVER*

		N° MAX *DEVICES*	CC / CV	ON OFF										
CODE	TIPO TYPE	C.C C.V.		99195	89147	99376	99105	89144	89145	89146	99375	99377	89408	99374
91366	BIBOK	C.V.											1-10	1-135
85335		C.V.											1-10	1-135
C01775		C.V.											1-10	1-135
C00259		C.C						1-2	3-6		6-12			
C01837		C.C						1-2	3-6		6-12			
C00261		C.C	1-2							2-3		3-6		
C01838		C.C	1-2							2-3		3-6		
88417	ASPHO_R	C.V.											1-10	1-135
85001		C.V.											1-10	1-135
85002		C.V.											1-10	1-135
C01776		C.V.											1-10	1-135
91352 *		C.V.												
86707 *		C.V.												
86708 *		C.V.												
C00263		C.C						1-2	3-6		6-12			
C00264		C.C	1-2							2-3		3-6		
C00267	ASPHO_Q	C.C						1-2	3-6		6-12			
C00268		C.C	1-2							2-3		3-6		
C00269	NITUM_R	C.C						1-2	3-6		6-12			
C00273		C.C		1-2	3-6	6-12								
88568 *		C.C												
86612 *		C.C												
86613 *		C.C												
86674 *		C.C												
C01616**		C.C												
C00275	NITUM_Q	C.C						1-2	3-6		6-12			
C00276		C.C		1-2	3-6	6-12								
88569 *		C.C												
86614 *		C.C												
86615 *		C.C												
86675 *		C.C												
C01617**		C.C												
C00283	BERIEL	C.C						1-2	3-6		6-12			
C00284		C.C	1-2							2-3		3-6		
87340 *	ELIN	C.V.												
C00292		C.C						1-2	3-6		6-12			
C00293		C.C	1-2							2-3		3-6		
C00294	TURE	C.C	1-2							2-3		3-6		
C00295		C.C	1-2							2-3		3-6		
C00296		C.C	1-2							2-3		3-6		
C00297	GUDE	C.C	1-2							2-3		3-6		
C00298		C.C	1-2							2-3		3-6		
C00299		C.C	1-2							2-3		3-6		
C00244	ILAMT	C.C						1-2	3-6		6-12			
C00245	ILAMT	C.C		1-2	3-6	6-12								
C00246	ILAMT 66	C.C		1-2	3-6	6-12								
C00227	ENEVELOPE_1	C.C						1-2	3-6		6-12			
C00228	ENEVELOPE_2	C.C						1-2	3-6		6-12			
C00229	ENEVELOPE_4	C.C						1-2	3-6		6-12			

***RGB | **RGBW**

SERIE | SERIES: BIBOK, ASPHO_R, ASPHO_Q, NITUM_R, NITUM_Q, BERIEL, ELIN, TURE, GUDE, ILAMT(66), ENVELOPE
BRAND: i-LèD 1-2-4

N° DI PRODOTTI PER ALIMENTATORE | *N° OF LIGHT FITTINGS PER DRIVER*

N° MAX *DEVICES*		CC / CV	0/1-10V + 24V CV	0/1-10V			DALI	DALI + 24V CV	DALI2 PUSH		
CODE	TIPO TYPE	C.C C.V.	99710	99332	C-E100010	C-E100004	99722	99713	83333	C-E100011	C-E100005
91366	BIBOK	C.V.		1-270			1-220				
85335		C.V.		1-270			1-220				
C01775		C.V.		1-270			1-220				
C00259		C.C			3-4		3-4			3-4	
C01837		C.C			3-4		3-4			3-4	
C00261		C.C				3-4					3-4
C01838		C.C				3-4					3-4
88417	ASPHO_R	C.V.		1-270			1-220				
85001		C.V.		1-270			1-220				
85002		C.V.		1-270			1-220				
C01776		C.V.		1-270			1-220				
91352 *		C.V.							1-270		
86707 *		C.V.							1-270		
86708 *		C.V.							1-270		
C00263		C.C			3-4		3-4			3-4	
C00264		C.C				3-4					3-4
C00267	ASPHO_Q	C.C			3-4		3-4			3-4	
C00268		C.C				3-4					3-4
C00269	NITUM_R	C.C			3-4		3-4			3-4	
C00273		C.C	1-6					1-6			
88568 *		C.C									
86612 *		C.C									
86613 *		C.C									
86674 *		C.C									
C01616**		C.C									
C00275	NITUM_Q	C.C			3-4		3-4			3-4	
C00276		C.C	1-6					1-6			
88569 *		C.C									
86614 *		C.C									
86615 *		C.C									
86675 *		C.C									
C01617**		C.C									
C00283	BERIEL	C.C			3-4		3-4			3-4	
C00284		C.C				3-4					3-4
87340 *	ELIN	C.V.									
C00292		C.C			3-4		3-4			3-4	
C00293		C.C				3-4					3-4
C00294	TURE	C.C				3-4					3-4
C00295		C.C				3-4					3-4
C00296		C.C				3-4					3-4
C00297	GUDE	C.C				3-4					3-4
C00298		C.C				3-4					3-4
C00299		C.C				3-4					3-4
C00244	ILAMT	C.C			3-4		3-4			3-4	
C00245	ILAMT	C.C	1-6					1-6			
C00246	ILAMT 66	C.C	1-6					1-6			
C00227	ENEVELOPE_1	C.C			3-4		3-4			3-4	
C00228	ENEVELOPE_2	C.C			3-4		3-4			3-4	
C00229	ENEVELOPE_4	C.C			3-4		3-4			3-4	

***RGB | **RGBW**

SERIE | SERIES: BIBOK, ASPHO_R, ASPHO_Q, NITUM_R, NITUM_Q, BERIEL, ELIN, TURE, GUDE, ILAMT(66), ENVELOPE
BRAND: i-LED 1-2-4

N° DI PRODOTTI PER ALIMENTATORE | *N° OF LIGHT FITTINGS PER DRIVER*

N° MAX *DEVICES*		CC / CV	SMART CONTROL + 99331 24V CV	SMART CONTROL + 99784 48 CV	DMX + 99331 24V CV	DMX + 99331 48V CV
CODE	**TIPO TYPE**	**C.C C.V.**	**C-E700002 C-W600001**	**C-E700002 C-W600001**	**C-E700002**	**C-E700002**
91366	BIBOK	C.V.				
85335		C.V.				
C01775		C.V.				
C00259		C.C				
C01837		C.C				
C00261		C.C				
C01838		C.C				
88417	ASPHO_R	C.V.				
85001		C.V.				
85002		C.V.				
C01776		C.V.				
91352 *		C.V.	1-140		1-140	
86707 *		C.V.	1-140		1-140	
86708 *		C.V.	1-140		1-140	
C00263		C.C				
C00264		C.C				
C00267	ASPHO_Q	C.C				
C00268		C.C				
C00269	NITUM_R	C.C				
C00273		C.C				
88568 *		C.C		6-12		6-12
86612 *		C.C		6-12		6-12
86613 *		C.C		6-12		6-12
86674 *		C.C		6-12		6-12
C01616**		C.C		6-12		6-12
C00275	NITUM_Q	C.C				
C00276		C.C				
88569 *		C.C		6-12		6-12
86614 *		C.C		6-12		6-12
86615 *		C.C		6-12		6-12
86675 *		C.C		6-12		6-12
C01617**		C.C		6-12		6-12
C00283	BERIEL	C.C				
C00284		C.C				
87340 *	ELIN	C.V.		6-12		6-12
C00292		C.C				
C00293		C.C				
C00294	TURE	C.C				
C00295		C.C				
C00296		C.C				
C00297	GUDE	C.C				
C00298		C.C				
C00299		C.C				
C00244	ILAMT	C.C				
C00245	ILAMT	C.C				
C00246	ILAMT 66	C.C				
C00227	ENEVELOPE_1	C.C				
C00228	ENEVELOPE_2	C.C				
C00229	ENEVELOPE_4	C.C				

PER ULTERIORI INFORMAZIONI SUL COLLEGAMENTO CON CONTROLLER DMX O DALI DT8 CONTATTARE

support@linealight.com

FOR FURTHER INFORMATION ON CONNECTION TO A DMX OR DALI DT8 CONTROLLER, PLEASE CONTACT

support@linealight.com

***RGB | **RGBW**

linea light group	ISTRUZIONI DI MONTAGGIO *MOUNTING INSTRUCTIONS*	REVISIONE N°. *REVISION N°.*	DATA	FGI00915
		Rev. 0	5/28/2026	

SERIE | SERIES: BIBOK, ASPHO_R, ASPHO_Q, NITUM_R, NITUM_Q, BERIEL, ELIN, TURE, GUDE, ILAMT(66), ENVELOPE
BRAND: i-LED 1-2-4

A BIBOK



91366
85335
C01775

B BIBOK

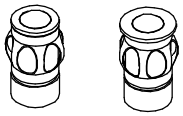

C00259 C01837

C BIBOK

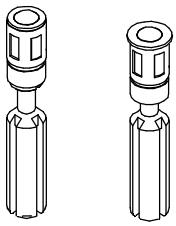

C00261 C01838

D ASPHO_R

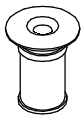

88417
85001
85002
C01776
91352*
86707*
86708*
C00263
C00264

E ASPHO_R

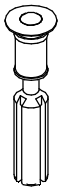

C00264

F ASPHO_Q



C00267

G ASPHO_Q

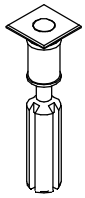

C00268

H NITUM_R

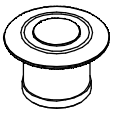

C00269

I NITUM_R

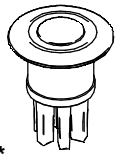

C00273
88568*
86612*
86613*
88674*
C01616**

L NITUM_Q

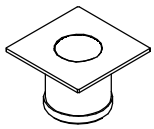

C00275

M NITUM_Q

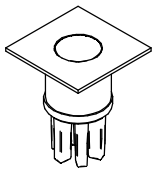

C00276
88569*
86614*
86615*
86675*
C01617**

N BERIEL

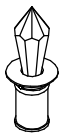

C00283

O BERIEL

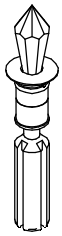

C00284

P ELIN



87340*
C00292

Q ELIN



C00293

R TURE

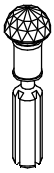

C00294

S TURE

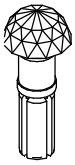

C00295

T TURE

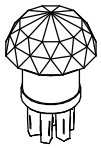

C00296

U GUDE

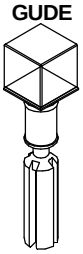

C00297

V GUDE

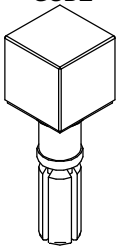

C00298

Z GUDE

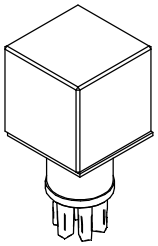

C00299

α ILAMT

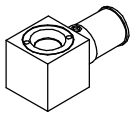

C00244

β ILAMT

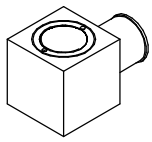

C00245

Γ ILAMT66

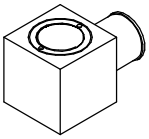

C00246

δ ENVELOPE_1

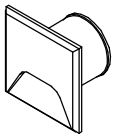

C00227

ε ENVELOPE_2

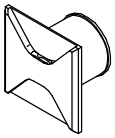

C00228

ζ ENVELOPE_4

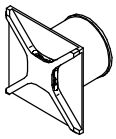

C00229

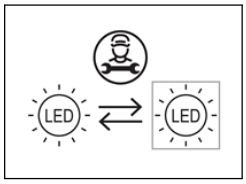

CODICI / CODES

CODE	Type	X INSTALLATION HOLE Ø [mm]	OUTER CASING	FALSE CEILING INSTALL SPRING	Dimensions (□ x H mm/ Ø x H mm)	POWER (W DC)	CLASS III		WEIGHT (Kg)	CRI	IP	CCT [°K] - Energy Class					No. light source	Conn. Type
							VOLTAGE (V)	CURRENT (mA)				2700	3000	4000	5000	RGB +W		
91366	BIBOK	7	-	Yes	Ø9 x 30	0,5	C.V. 24	/	0,015	80		-	G	-	G	N/A	1	Y
85335	BIBOK	7	-	Yes	Ø9 x 31	0,5	C.V. 24	/	0,015	80		-	G	-	G	N/A	1	Y
C01775	BIBOK	7	-	Yes	Ø9 x 32	0,5	C.V. 24	/	0,015	90		-	G	-	G	N/A	1	Y
C00259	BIBOK	12,8	84916	No	Ø13 x 24	1	3	350	0,015	90		-	G	-	G	N/A	1	Y
C01837	BIBOK	12,8	84916	No	Ø13 x 25	1	3	350	0,015	90		-	G	-	G	N/A	1	Y
C00261	BIBOK	12,8	84917	No	Ø13 x 70	1,5	3	500	0,015	90		-	G	-	G	N/A	1	Y
C01838	BIBOK	12,8	84917	No	Ø13 x 71	1,5	3	500	0,015	90								Y
88417	ASPHO_R	15	84916	Yes	Ø20 x 23	0,5	C.V. 24	/	0,015	80		-	G	-	G	N/A	1	Y
85001	ASPHO_R	15	84916	Yes	Ø20 x 24	0,5	C.V. 24	/	0,015	80		-	G	-	G	N/A	1	Y
85002	ASPHO_R	15	84916	Yes	Ø20 x 25	0,5	C.V. 24	/	0,015	80		-	G	-	G	N/A	1	Y
C01776	ASPHO_R	15	84916	Yes	Ø20 x 26	0,5	C.V. 24	/	0,015	80		-	G	-	G	N/A	1	Y
91352 *	ASPHO_R	15	84916	Yes	Ø20 x 27	1,5	C.V. 24	/	0,015	-		-	-	-	-	N/A	1	Y

SERIE | SERIES: BIBOK, ASPHO_R, ASPHO_Q, NITUM_R, NITUM_Q, BERIEL, ELIN, TURE, GUDE, ILAMT(66), ENVELOPE
BRAND: i-LèD 1-2-4

86707 *	ASPHO_R	15	84916	Yes	Ø20 x 28	1,5	C.V. 24	/	0,015	-		-	-	-	-	N/A	1	Y
86708 *	ASPHO_R	15	84916	Yes	Ø20 x 29	1,5	C.V. 24	/	0,015	-		-	-	-	-	N/A	1	Y
C00263	ASPHO_R	15	84916	Yes	Ø20 x 30	1	3	350	0,015	90		F	F	E	-	N/A	1	Y
C00264	ASPHO_R	15	84917	Yes	Ø20 x 70	1,5	3	500	0,039	90		F	F	E	-	N/A	1	Y
C00267	ASPHO_Q	15	84916	Yes	□20 x 23	1	3	350	0,017	90		F	F	E	-	N/A	1	Y
C00268	ASPHO_Q	15	84917	Yes	□20 x 70	1,5	3	500	0,039	90		F	F	E	-	N/A	1	Y
C00269	NITUM_R	29	84336	Yes	Ø40 x 23	1	3	350	0,058	90		F	F	E	-	N/A	1	Y
C00273	NITUM_R	29	84915	Yes	Ø40 x 45	2	3	630	0,07	90		F	F	E	-	N/A	1	Y
88568 *	NITUM_R	29	84901	Yes	Ø40 x 45	2,1	9	220	0,072	-		-	-	-	-	N/A	1	Y
86612 *	NITUM_R	29	84901	Yes	Ø40 x 45	2,1	9	220	0,072	-		-	-	-	-	N/A	1	Y
86613 *	NITUM_R	29	84901	Yes	Ø40 x 45	2,1	9	220	0,072	-		-	-	-	-	N/A	1	Y
86674 *	NITUM_R	29	84901	Yes	Ø40 x 45	2,1	9	220	0,072	-		-	-	-	-	N/A	1	Y
C01616**	NITUM_R	29	84901	Yes	Ø40 x 54,5	2,7	12	220	0,075	80		-	-	-	-	N/A	1	Y
C00275	NITUM_Q	29	84336	Yes	□40 x 24,5	1	3	350	0,06	90		F	F	E	-	N/A	1	Y
C00276	NITUM_Q	29	84915	Yes	□40 x 45	2	3	630	0,073	90		F	F	E	-	N/A	1	Y
88569 *	NITUM_Q	29	84901	Yes	□40 x 45	2,1	9	220	0,079	-		-	-	-	-	N/A	1	Y
86614 *	NITUM_Q	29	84901	Yes	□40 x 45	2,1	9	220	0,079	-		-	-	-	-	N/A	1	Y
86615 *	NITUM_Q	29	84901	Yes	□40 x 45	2,1	9	220	0,079	-		-	-	-	-	N/A	1	Y
86675 *	NITUM_Q	29	84901	Yes	□40 x 45	2,1	9	220	0,079	-		-	-	-	-	N/A	1	Y
C01617**	NITUM_Q	29	84901	Yes	□40x54,5	2,7	12	220	0,076	80		-	-	-	-	N/A	1	Y
C00283	BERIEL	15	84335	Yes	Ø20 x 53	1	3	350	0,019	90		F	F	E	-	N/A	1	Y
C00284	BERIEL	15	84917	Yes	Ø20 x 100	1,5	3	500	0,056	90		F	F	E	-	N/A	1	Y
87340 *	ELIN	15	84335	Yes	Ø20 x 35	0,5	C.V. 24	/	0,015	-	20	-	-	-	-	N/A	1	Y
C00292	ELIN	15	84916	Yes	Ø20 x 35	1	3	350	0,05	90		F	F	E	-	N/A	1	Y
C00293	ELIN	15		Yes	Ø20 x 78	1,5	3	500	0,07	90		F	F	E	-	N/A	1	Y
C00294	TURE	15	84917	Yes	Ø21 x 81	1,5	3	500	0,045	90		F	F	E	-	N/A	1	Y
C00295	TURE	20	84954	Yes	Ø31 x 77	1,5	3	500	0,08	90	52	F	F	E	-	N/A	1	Y
C00296	TURE	29	84901	Yes	Ø41 x 61	1,5	3	500	0,094	90		F	F	E	-	N/A	1	Y
C00297	GUDE	15	84917	Yes	□20 x 88	1,5	3	500	0,057	90		F	F	E	-	N/A	1	Y
C00298	GUDE	20	84954	Yes	□30 x 90	1,5	3	500	0,124	90	54	F	F	E	-	N/A	1	Y
C00299	GUDE	29	84901	Yes	□40 x 82	1,5	3	500	0,226	90		F	F	E	-	N/A	1	Y
C00244	ILAMT	18	84337	Yes	□22 x 46	1	3	350	0,072	90	44	F	F	E	-	N/A	1	Y
C00245	ILAMT	24	84349	Yes	□30 x 50	2	3	630	0,191	90		F	F	E	-	N/A	1	Y
C00246	ILAMT 66	24	84349	Yes	□30 x 50	2	3	630	0,174	90	66	F	F	E	-	N/A	1	Y
C00227	ENEVELOPE_1	29	84336	Yes	□40 x 25	1	3	350	0,077	90		F	F	E	-	N/A	1	Y
C00228	ENEVELOPE_2	29	84336	Yes	□40 x 25	1	3	350	0,077	90	20	F	F	E	-	N/A	1	Y
C00229	ENEVELOPE_4	29	84336	Yes	□40 x 25	1	3	350	0,077	90		F	F	E	-	N/A	1	Y

Ta: -20°C / +50°C

***RGB | **RGBW**

INSTALLAZIONE SU CONTROSOFFITTO / *INSTALLATION ON FALSE CEILING*

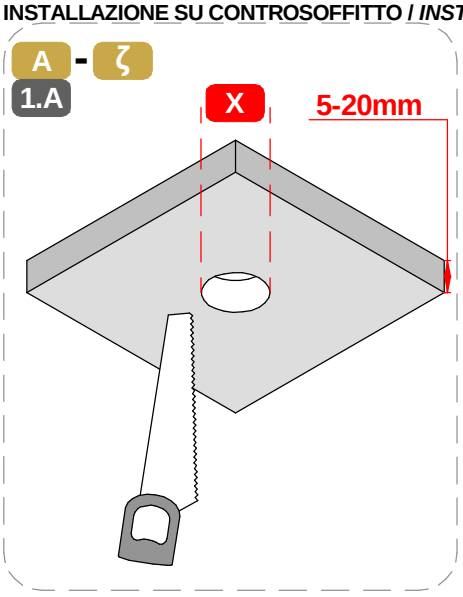

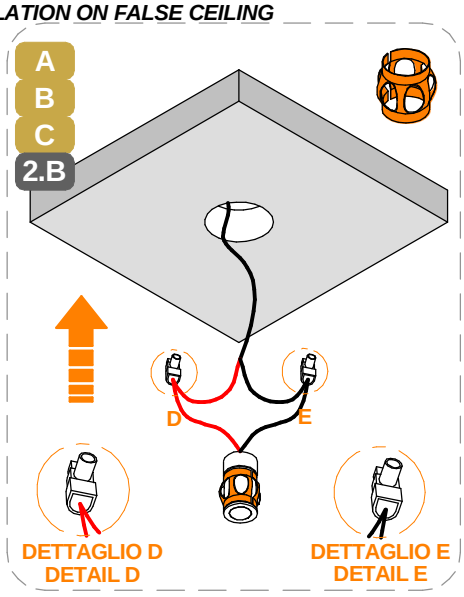

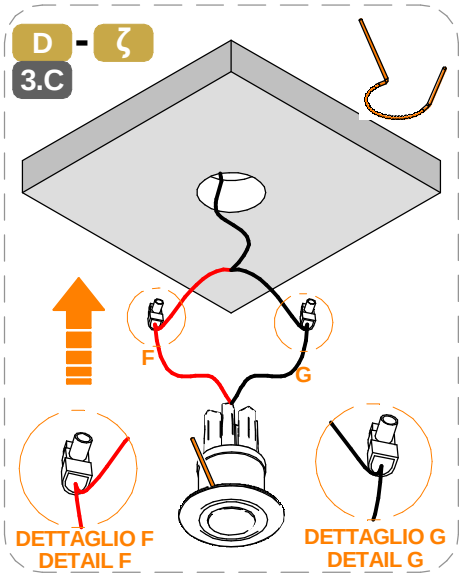

linea light group	**ISTRUZIONI DI MONTAGGIO** *MOUNTING INSTRUCTIONS*	**REVISIONE N°.** *REVISION N°.*	**DATA**	FGI00915
		Rev. 0	**5/28/2026**	

SERIE | SERIES: BIBOK, ASPHO_R, ASPHO_Q, NITUM_R, NITUM_Q, BERIEL, ELIN, TURE, GUDE, ILAMT(66), ENVELOPE
BRAND: i-LèD 1-2-4

INSTALLAZIONE SU MURATURA O CALCESTRUZZO / *CONCRETE OR BRICKWORK INSTALLATION*

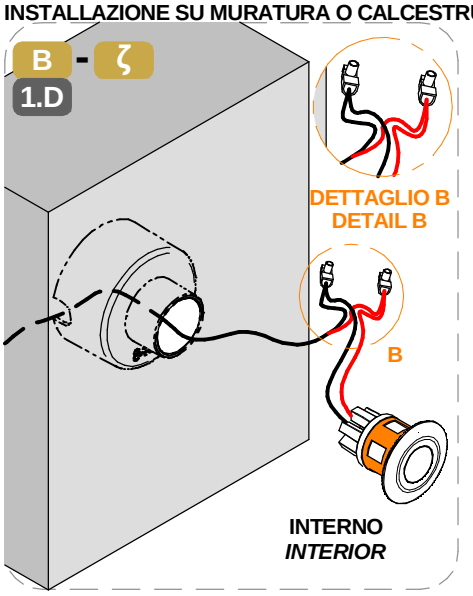

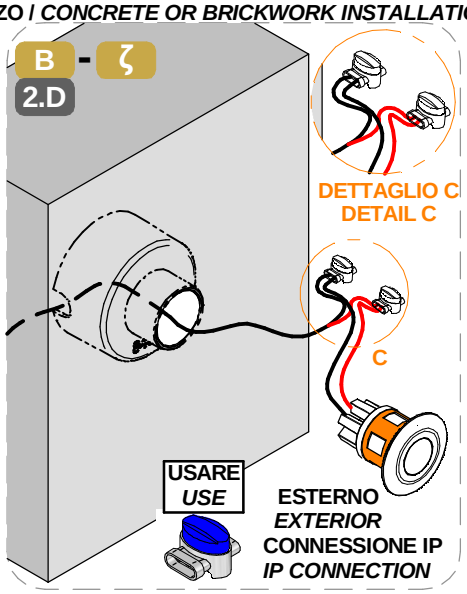

LAVARE LA SUPERFICIE DEL DIFFUSORE LUCE CON PANNO UMIDO, UTILIZZANDO SOLO ACQUA E SAPONE NEUTRO.

CLEAN THE SURFACE OF THE LIGHT DIFFUSER WITH A DAMP CLOTH, USING ONLY WATER AND NEUTRAL SOAP

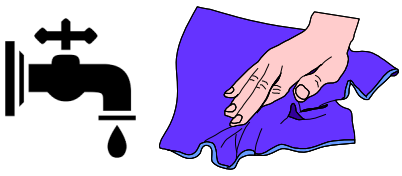

CABLAGGIO / *WIRING*

1 **TUTTE LE OPERAZIONI DI COLLEGAMENTO ALLA RETE ELETTRICA DEVONO ESSERE CONDOTTE IN MANCANZA DI TENSIONE**

ALL THE WIRING OPERATION MUST BE PERFORMED WITH MCB IN OFF POSITION

2 **SE IL PRODOTTO E' DEFINITO IN CLASSE 1, IL CONDUTTORE DI MESSA A TERRA DI PROTEZIONE DEVE ESSERE SEMPRE COLLEGATO**

IF THE FITTING IS CLASS 1 RATED, THE CPC | EARTH | PE CONDUCTOR MUST BE CONNECTED

3 **SE L'IMPIANTO E' STATO COMPLETATO ED E' IN SICUREZZA, PUO' ESSERE ALIMENTATO**

WHEN THE CIRCUIT IS COMPLETED AND SAFE, MCB CAN BE SET IN ON POSITION

LEGENDA COLORI CONDUTTORI | *CABLES COLOR CODING*

CV

- NERO/*BLACK* = **NEGATIVO - / *NEGATIVE -***
- ROSSO/*RED* = **POSITIVO + / *POSITIVE +***

RGB

- NERO/*BLACK* = **NEGATIVO BLU - / *NEGATIVE BLUE -***
- BIANCO/*WHITE* = **NEGATIVO VERDE - / *NEGATIVE GREEN -***
- GIALLO/ YELLOW = **NEGATIVO ROSSO - / *NEGATIVE RED -***
- ROSSO/*RED* = **POSITIVO + / *POSITIVE +***

CC

- NERO/*BLACK* = **NEGATIVO - / *NEGATIVE -***
- ROSSO/*RED* = **POSITIVO + / *POSITIVE +***

RGB

- ROSSO / *RED* = **POSITIVO ROSSO + / *RED POSITIVE +***
- VERDE / *GREEN* = **POSITIVO VERDE + / *GREEN POSITIVE +***
- BLU / *BLUE* = **POSITIVO BLU+ / *BLUE POSITIVE +***
- GIALLO / *YELLOW* = **NEGATIVO ROSSO - / *RED NEGATIVE -***
- BIANCO / *WHITE* = **NEGATIVO VERDE- / *GREEN NEGATIVE -***
- NERO / *BLACK* = **NEGATIVO BLU- / *BLUE NEGATIVE -***

RGBW

- ROSSO / *RED* = **POSITIVO ROSSO + / *RED POSITIVE +***
- VERDE / *GREEN* = **POSITIVO VERDE + / *GREEN POSITIVE +***
- BLU / *BLUE* = **POSITIVO BLU+ / *BLUE POSITIVE +***
- ARANCIO / *ORANGE* = **POSITIVO BIANCO + / *WHITE POSITIVE +***
- GIALLO / *YELLOW* = **NEGATIVO ROSSO - / *RED NEGATIVE -***
- BIANCO / *WHITE* = **NEGATIVO VERDE- / *GREEN NEGATIVE -***
- NERO / *BLACK* = **NEGATIVO BLU- / *BLUE NEGATIVE -***
- MARRONE / *BROWN* = **NEGATIVO BIANCO - / *WHITE NEGATIVE -***

CABLAGGIO IN PARALLELO | TENSIONE COSTANTE CV
PARALLEL WIRING | CONSTANT VOLTAGE

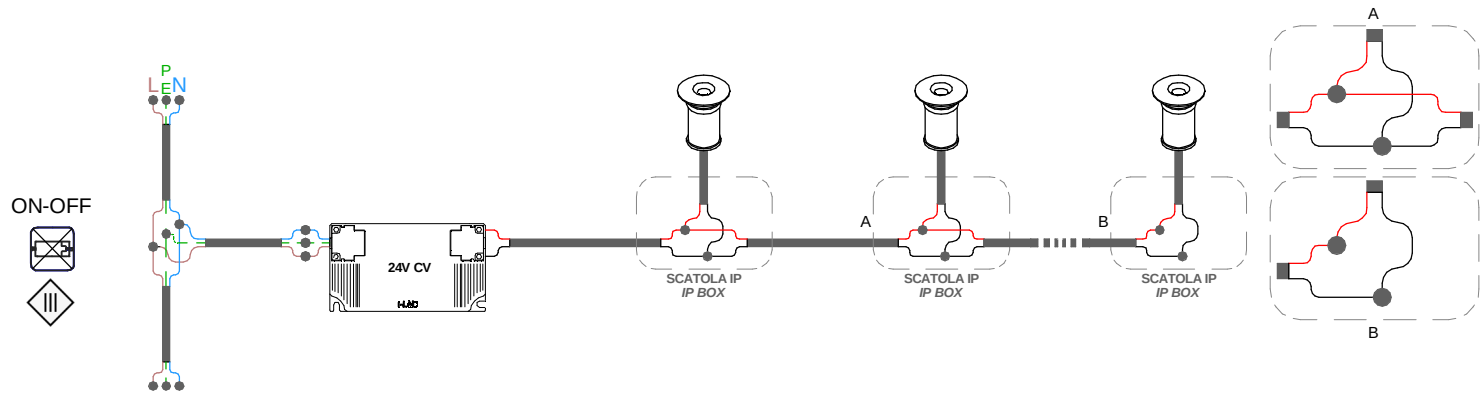

SERIE | SERIES: BIBOK, ASPHO_R, ASPHO_Q, NITUM_R, NITUM_Q, BERIEL, ELIN, TURE, GUDE, ILAMT(66), ENVELOPE
BRAND: i-LèD 1-2-4

RGB
CABLAGGIO IN PARALLELO
PARALLEL WIRING

CV

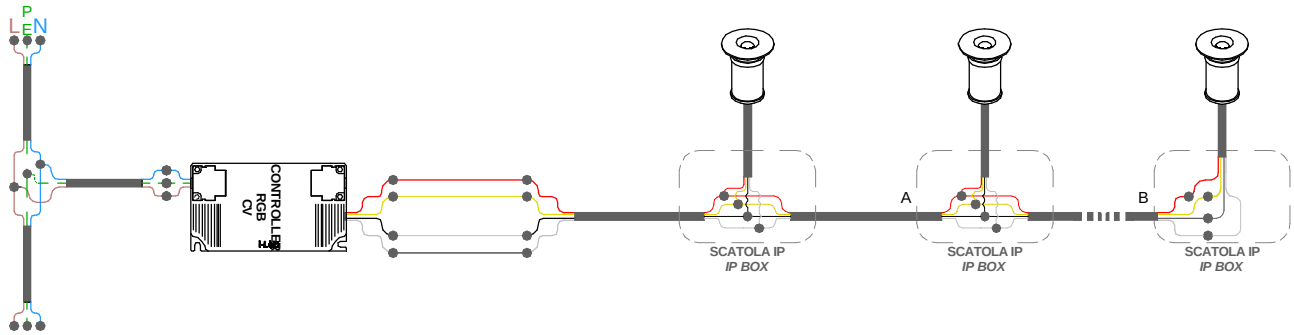

CABLAGGIO IN SERIE | CORRENTE COSTANTE
SERIES WIRING | CONSTANT CURRENT

CC

ON-OFF

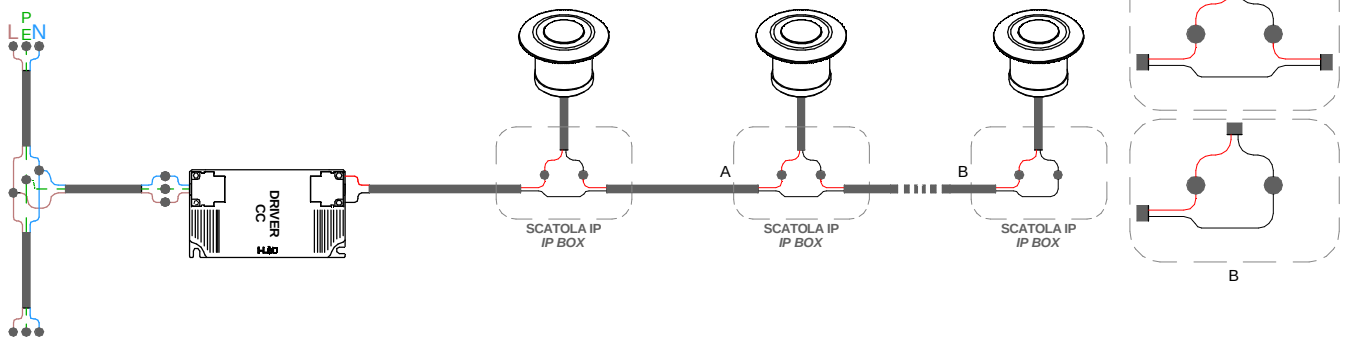

RGB
CABLAGGIO IN SERIE | CORRENTE COSTANTE
SERIES WIRING | CONSTANT CURRENT

CC

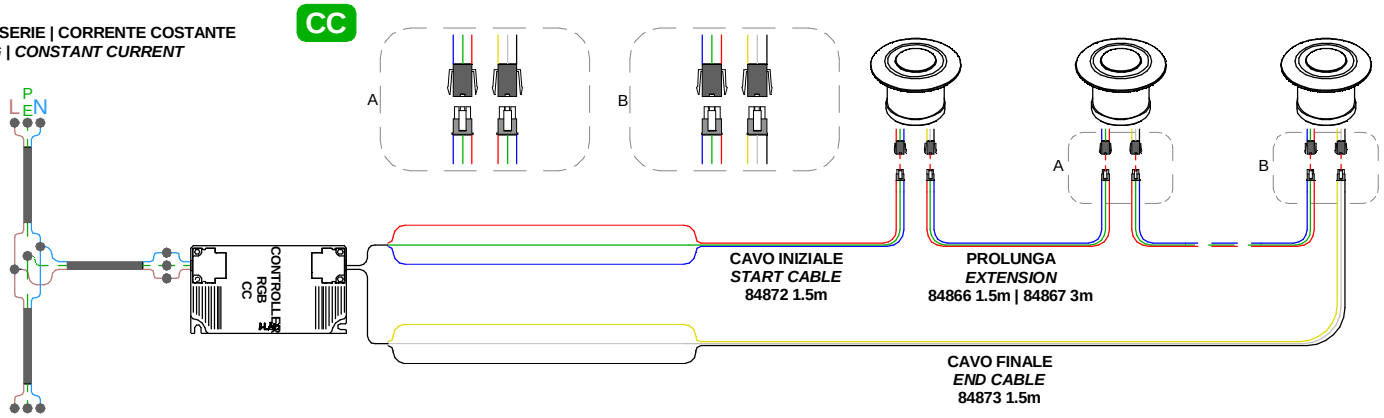

RGBW
CABLAGGIO IN SERIE | CORRENTE COSTANTE
SERIES WIRING | CONSTANT CURRENT

CC

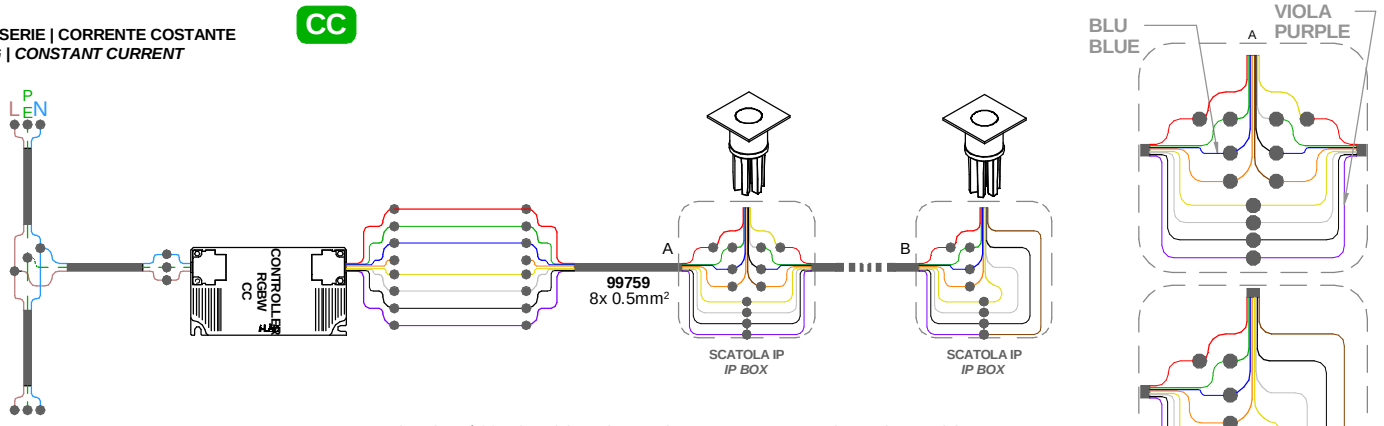

IL CAVO cod.99759 E' CONFIGURATO PER AVERE IL "NEGATIVO BIANCO -" COLOR VIOLA; ALLA FINE DELLA SERIE, COLLEGARE QUINDI IL CAVO VIOLA CON IL CAVO MARRONE, COME IN FIGURA.
CABLE code 99759 IS CONFIGURED TO HAVE THE "WHITE NEGATIVE -" IN PURPLE; AT THE END OF THE SERIES, CONNECT THE PURPLE CABLE TO THE BROWN CABLE, AS SHOWN IN THE FIGURE.