FGI00332

rev:0

☐ **76420M15 / 76420M35 / 76420M60**
76420W15 / 76420W35 / 76420W60

☐ **76422M15 / 76422M35 / 76422M60**
76422W15 / 76422W35 / 76422W60

☐ **76424M15 / 76424M35 / 76424M60**
76424W15 / 76424W35 / 76424W60

☐ **76426M15 / 76426M35 / 76426M60**
76426W15 / 76426W35 / 76426W60



■ **76421M15 / 76421M35 / 76421M60**
76421W15 / 76421W35 / 76421W60

■ **76423M15 / 76423M35 / 76423M60**
76423W15 / 76423W35 / 76423W60

■ **76425M15 / 76425M35 / 76425M60**
76425W15 / 76425W35 / 76425W60

■ **76427M15 / 76427M35 / 76427M60**
76427W15 / 76427W35 / 76427W60

TIPO/TYPE/TIPO/ TYPE/TYP/النوع	OTTICA/OPTICS/ÓPTICA/ OPTIQUE/OPTICS/البصريات	CONTROLLO/CONTROL/CONTRO L/CONTRÔLE/KONTROLLE/التحكم	FUNZIONAMENTO/OPERATION/ OPERACIÓN/FONCTIONNEMENT /BETRIEB/العملية
	DIFFUSA/DIFFUSED/DIFUSOS/ DIFFUSÉ/DIFFUSED/مدمج	ON/OFF;DALI;PUSH DIM; 0-10V;1-10V	48V -> 42V
		DALI P2P	48V -> 42V
	UGR<19	ON/OFF;DALI;PUSH DIM; 0-10V;1-10V	48V -> 42V
		DALI P2P	48V -> 42V
	UGR+DIFFUSA/UGR+DIFFUSED/U GR+DIFUSOS/UGR+DIFFUSÉ/ UGR+DIFFUSED/UGR+مدمج	ON/OFF;DALI;PUSH DIM; 0-10V;1-10V	48V -> 42V
		DALI P2P	48V -> 42V
	SPOTLIGHT/تسليط الضوء	ON/OFF;DALI;PUSH DIM; 0-10V;1-10V	48V -> 40V
		DALI P2P	48V -> 42V
	SPOTLIGHT/تسليط الضوء	ON/OFF;DALI;PUSH DIM; 0-10V;1-10V	48V -> 40V
		DALI P2P	48V -> 42V
	DIFFUSA/DIFFUSED/DIFUSOS/ DIFFUSÉ/DIFFUSED/مدمج	ON/OFF;DALI;PUSH DIM; 0-10V;1-10V	48V -> 44V
		DALI P2P	48V -> 44V

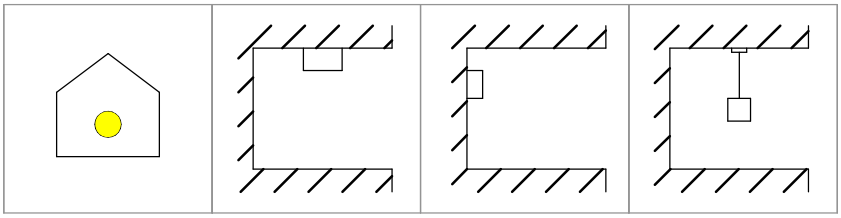

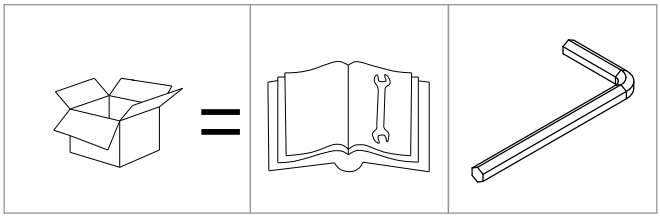

INSTALLARE GLI ARTICOLI IN ASSENZA DI TENSIONE
INSTALL THE ARTICLES IN THE ABSENCE OF VOLTAGE
INSTALAR LOS ARTÍCULOS EN AUSENCIA DE TENSIÓN
INSTALLER LES ARTICLES EN L'ABSENCE DE TENSION
DIE ARTIKEL IM SPANNUNGSLOSEN ZUSTAND INSTALLIEREN
تثبيت المواد في حالة عدم وجود جهد كهرباني

ATTENZIONE:
SE LA CONFIGURAZIONE PREVEDE UN FISSAGGIO PARETE/PARETE (1) O PARETE/SOFFITTO (2), IL PRIMO ELEMENTO DA FISSARE DEVE ESSERE L'ACCESSORIO 83285 (VERSIONE BIANCA) O 83286 (VERSIONE NERA)

ATTENTION:
IF THE CONFIGURATION INCLUDES WALL/WALL (1) OR WALL/CEILING (2) FIXING, THE FIRST ITEM TO BE FIXED MUST BE THE ACCESSORY 83285 (WHITE VERSION) OR 83286 (BLACK VERSION)

ATENCIÓN:
SI LA CONFIGURACIÓN PREVÉ LA FIJACIÓN PARED/PARED (1) O PARED/TECHO (2), EL PRIMER ELEMENTO A FIJAR DEBE SER EL ACCESORIO 83285 (VERSIÓN BLANCA) O 83286 (VERSIÓN NEGRA)

ATTENTION :
SI LA CONFIGURATION PRÉVOIT UNE FIXATION MUR/MUR (1) OU MUR/PLAFOND (2), LE PREMIER ÉLÉMENT À FIXER DOIT ÊTRE L'ACCESSOIRE 83285 (VERSION BLANCHE) OU 83286 (VERSION NOIRE).
ÉLÉMENT À FIXER DOIT ÊTRE L'ACCESSOIRE 83285 (VERSION BLANCHE) OU 83286 (VERSION NOIRE).

ACHTUNG!
WENN DIE KONFIGURATION EINE WAND/WAND (1) ODER WAND/DECKE (2) BEFESTIGUNG VORSIEHT, MUSS DAS ERSTE MUSS DAS ERSTE ZU BEFESTIGENDE ELEMENT DAS ZUBEHÖR 83285 (WEISSE VERSION) ODER 83286 (SCHWARZE VERSION) SEIN.

تنبيه:
إذا كان التكوين يتصور تثبيت حائط/جدار (1) أو حائط/سقف (2)، يجب أن يكون العنصر الأول
يجب أن يكون العنصر المراد تثبيته هو الملحق 83285 (الإصدار الأبيض) أو 83286 (الإصدار الأسود)

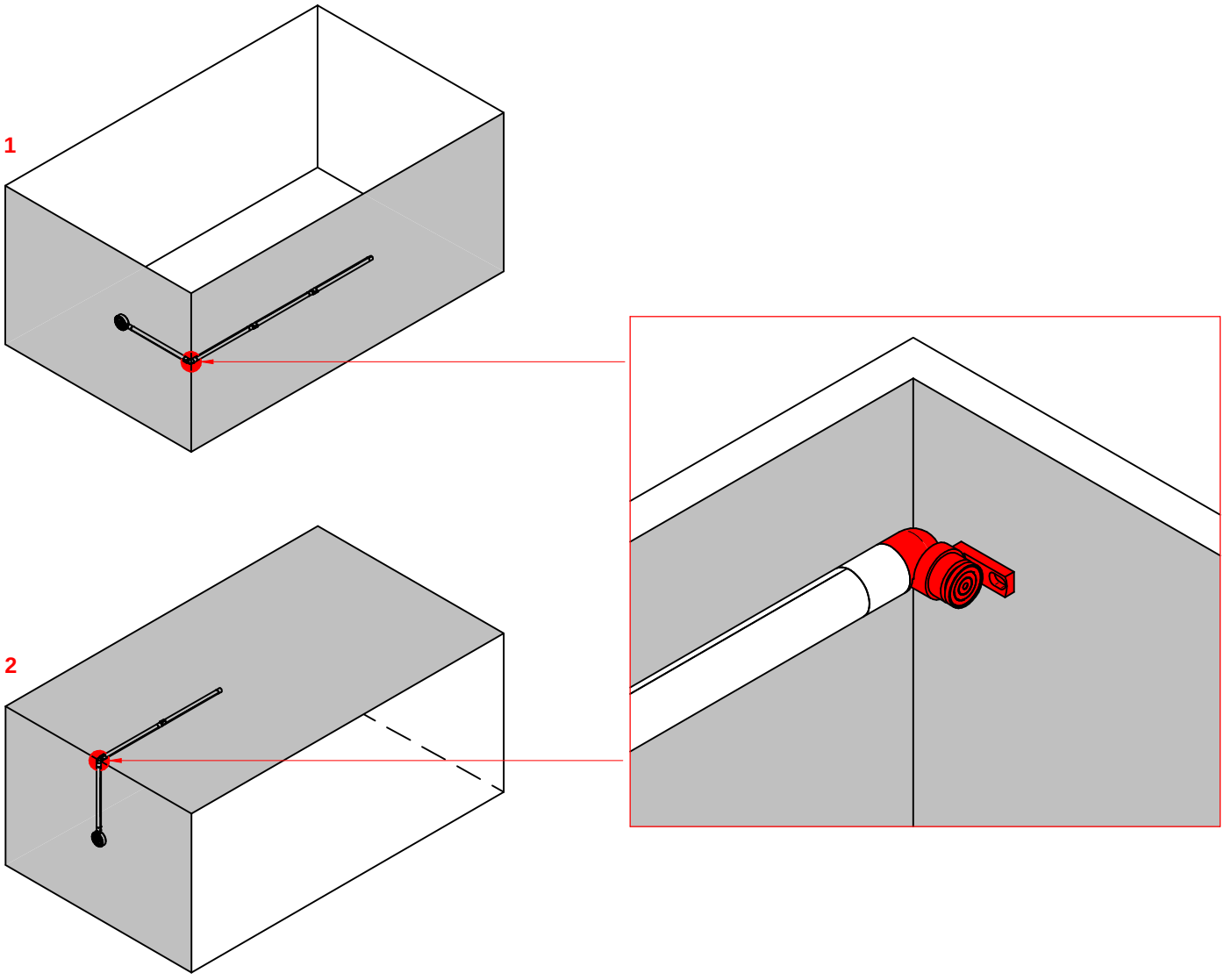

ATTENZIONE:
UNA CONFIGURAZIONE NON PUÒ AVERE DUE FISSAGGI COME MOSTRATO NELLE IMMAGINI
1 (PARETE/PARETE + PARETE/PARETE)
2 (PARETE/PARETE + PARETE/SOFFITTO)
3 (PARETE/SOFFITTO + SOFFITTO/PARETE)

ATTENCTION:
A CONFIGURATION CAN'T HAVE TWO FIXINGS AS SHOWN IN THE PICTURES
1 (WALL/WALL + WALL/CEILING)
2 (WALL/WALL + WALL/CEILING)
3 (WALL/CEILING + CEILING/WALL)

ATENCIÓN:
UNA CONFIGURACIÓN NO PUEDE TENER DOS FIJACIONES COMO SE MUESTRA EN LAS IMÁGENES
1 (PARED/PARED + PARED/TECHO)
2 (PARED/PARED + PARED/TECHO)
3 (PARED/TECHO + TECHO/PARED)

ATTENTION :
UNE CONFIGURATION NE PEUT PAS AVOIR DEUX FIXATIONS COMME INDIQUÉ DANS LES IMAGES
1 (MUR/MUR + MUR/PLAFOND)
2 (MUR/MUR + MUR/PLAFOND)
3 (MUR/PLAFOND + PLAFOND/MUR)

ACHTUNG!
EINE KONFIGURATION KANN NICHT ZWEI BEFESTIGUNGEN HABEN, WIE AUF DEN BILDERN GEZEIGT
1 (WAND/WAND + WAND/DECKE)
2 (WAND/WAND + WAND/DECKE)
3 (WAND/DECKE + DECKE/WAND)

تنبيه:
لا يمكن أن يحتوي التكوين على مثبتين كما هو موضح في الصور
1 (جدار/جدار + جدار/سقف)
2 (جدار/جدار + جدار/سقف)
3 (جدار/سقف + جدار/سقف + جدار/جدار)

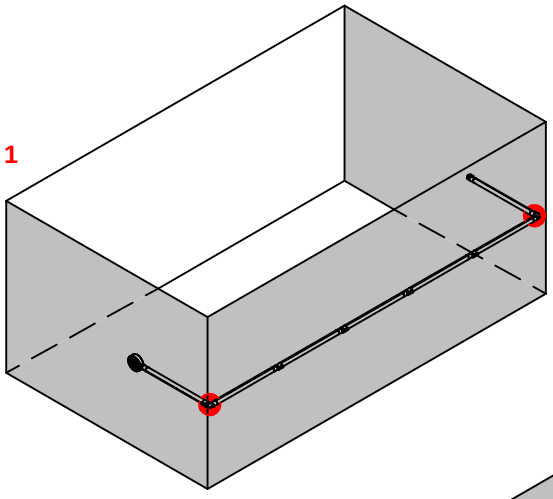

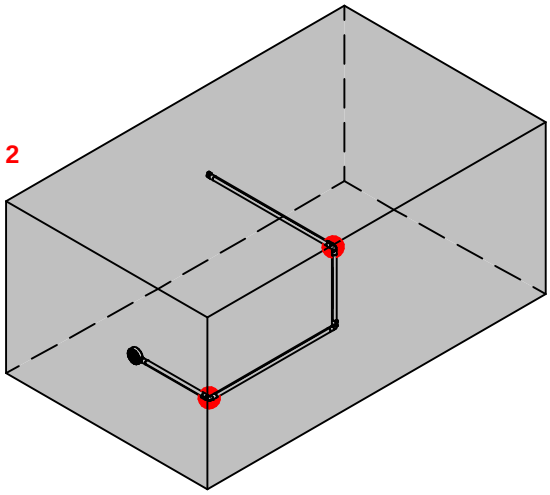

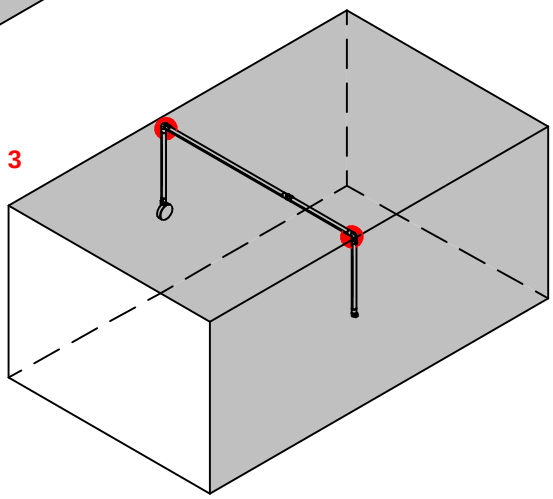

TIPO/TYPE/TIPO/ TYPE/TYP/النوع	LUNGHEZZA/LENGHT/ LONGITUD/LONGUEUR /LÄNGE/الطول	CODICE/CODE /CÓDIGO/الكود	PEZZI/PIECES/PIEZAS/PIÈCES /STÜCKE/القطع
	629 mm	83309/83310	 1 -> 2
	1188 mm	83311/83312	 1 -> 4
	1748 mm	83313/83314	 1 -> 6

1.1

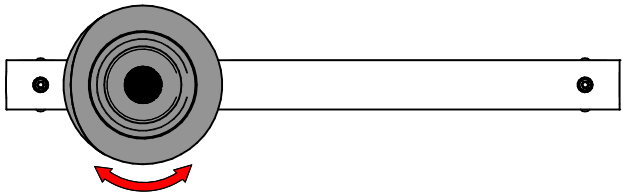

1.2



2.1

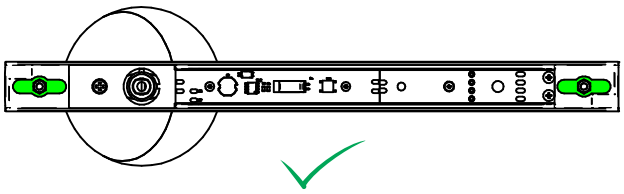

2.2

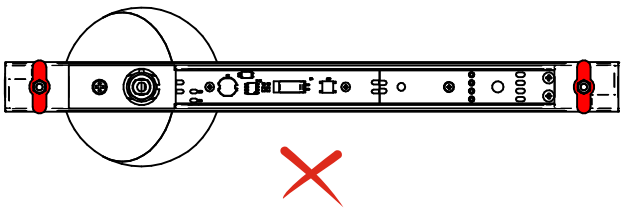

3

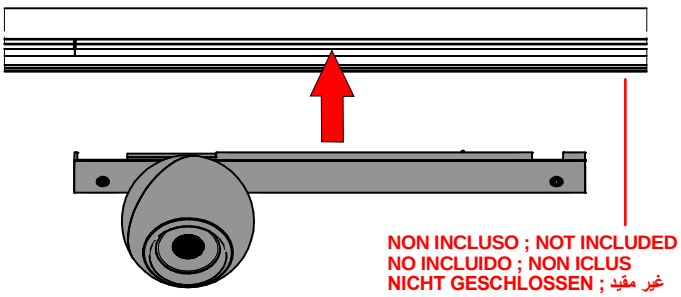

4

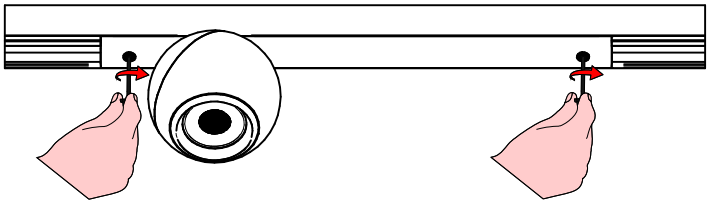

5.1 DALI P2P

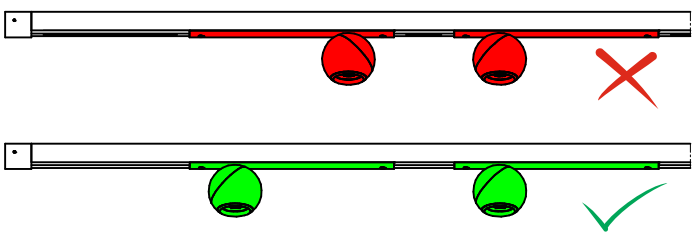

5.2 ON/OFF ; DALI ; PUSH DIM ; 0/10V; 1/10V

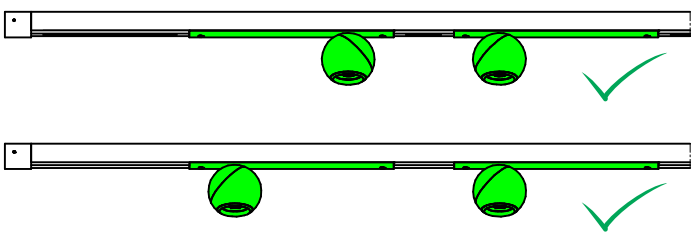

CODICE/CODE/ CÓDIGO/الكود	CONTROLLO/CONTROL/ CONTROL/CONTRÔLE/ KONTROLLE/التحكم	DIMMERAZIONE/ DIMMERACTION/ DIMMERACIÓN / DIMMÉRATION / DIMMERUNG/ التعتيـم	ESEMPIO/EXAMPLE/EJEMPLO/EXEMPLE/ BEISPIEL/ مثال
76420M15/76420M35/ 76420M60/76420W15/ 76420W35/76420W60/ 76421M15/76421M35/ 76421M60/76421W15/ 76421W35/76421W60	ON/OFF ; DALI ; PUSH DIM ; 0-10V ; 1-10V	2% -> 100%	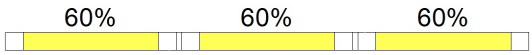
76424M15/76424M35/ 76424M60/76424W15/ 76424W35/76424W60/ 76425M15/76425M35/ 76425M60/76425W15/ 76425W35/76425W60	DALI P2P	5% -> 100%	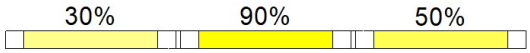
76422M15/76422M35/ 76422M60/76422W15/ 76422W35/76422W60/ 76423M15/76423M35/ 76423M60/76423W15/ 76423W35/76423W60	ON/OFF ; DALI ; PUSH DIM ; 0-10V ; 1-10V	2% -> 100%	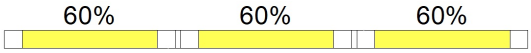
76426M15/76426M35/ 76426M60/76426W15/ 76426W35/76426W60/ 76427M15/76427M35/ 76427M60/76427W15/ 76427W35/76427W60	DALI P2P	5% -> 100%	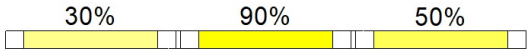

ON/OFF ; DALI ; PUSH DIM
0-10V ; 1-10V

DALI P2P

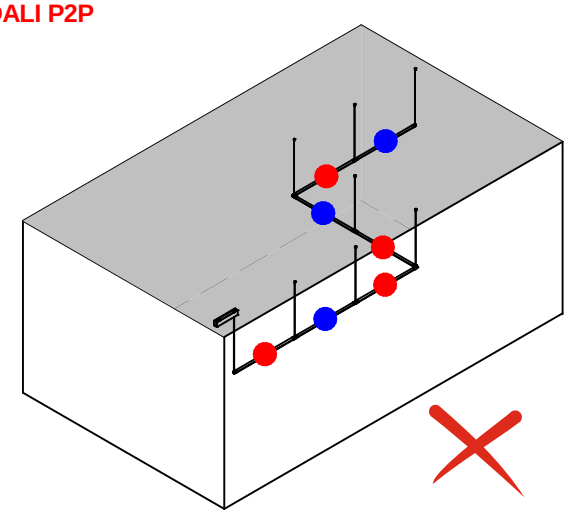

DALI P2P

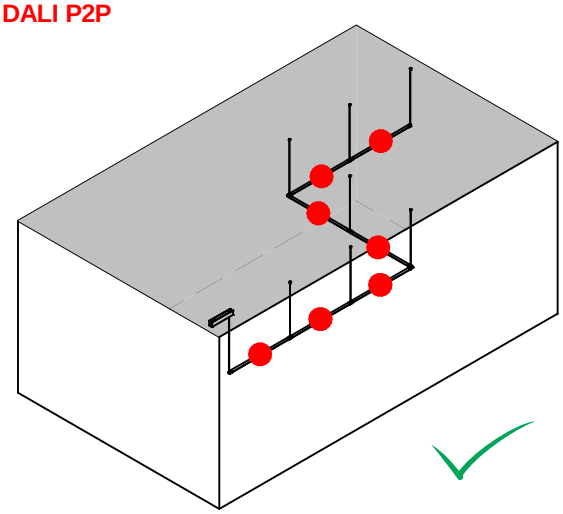

FGI00845
NODE
rev:0

linea light

i-LèD

- ☐ C01399WHMML
- ☐ C01399WHMMW
- ☐ C01399WHWML
- ☐ C01399WHWMW
- ■ C01399BBMML
- ■ C01399BBMMW
- ■ C01399BBWML
- ■ C01399BBWMW



- ☐ C01400WHMML
- ☐ C01400WHMMW
- ☐ C01400WHWML
- ☐ C01400WHWMW
- ■ C01400BBMML
- ■ C01400BBMMW
- ■ C01400BBWML
- ■ C01400BBWMW

TIPO/TYPE/TIPO/ TYPE/TYP/النوع	OTTICA/OPTICS/ÓPTICA/ OPTIQUE/OPTICS/البصريات	CONTROLLO/CONTROL/CONTROL/CONTRÔLE/KONTROLLE/التحكم	FUNZIONAMENTO/OPERATION/ OPERACIÓN/FONCTIONNEMENT /BETRIEB/العملية
TUTTI GLI ELEMENTI LUMINOSI TRANNE LA RUBBER O, ALL LIGHT ELEMENTS EXCEPT FOR THE RUBBER O, TODOS LOS ELEMENTOS LUMINOSOS EXCEPTO LA RUBBER O, TOUS LES ÉLÉMENTS LUMINEUX SAUF LA RUBBER O, ALLE LEUCHTELEMENTE AUSSER DEM RUBBER O, RUBBER O جميع العناصر المضيئة باستثناء		ON/OFF;DALI;PUSH DIM;0-10V;1-10V	48V -> 42V
		DALI P2P	48V -> 42V
	DIFFUSA/DIFFUSED/DIFUSOS/	ON/OFF;DALI;PUSH DIM; 0-10V;1-10V	48V -> 44V
	DIFFUSÉ/DIFFUSED/مدمج	DALI P2P	48V -> 44V

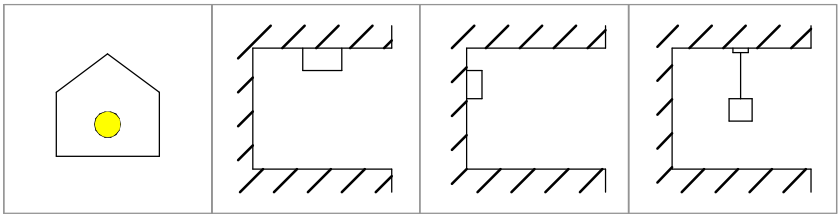

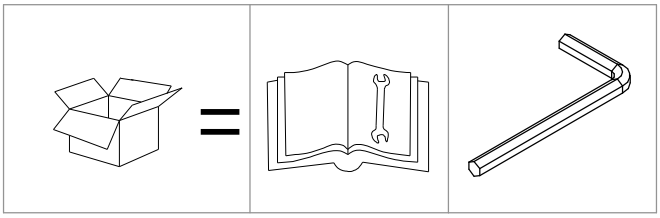

ATTENZIONE
PER L'INSTALLAZIONE E UTILIZZO DELL'APPARECCHIO ATTENERSI ALLE ISTRUZIONI DI SEGUITO.
QUALSIASI VARIANTE DEVE ESSERE CONCORDATA CON L'AZIENDA PER NON PERDERE LA GARANZIA

ATTENZIONE:
SE LA CONFIGURAZIONE PREVEDE UN FISSAGGIO PARETE/PARETE (1) O PARETE/SOFFITTO (2), IL PRIMO ELEMENTO DA FISSARE DEVE ESSERE L'ACCESSORIO 83285 (VERSIONE BIANCA) O 83286 (VERSIONE NERA)

ATTENTION:
IF THE CONFIGURATION INCLUDES WALL/WALL (1) OR WALL/CEILING (2) FIXING, THE FIRST ITEM TO BE FIXED MUST BE THE ACCESSORY 83285 (WHITE VERSION) OR 83286 (BLACK VERSION)

ATENCIÓN:
SI LA CONFIGURACIÓN PREVÉ LA FIJACIÓN PARED/PARED (1) O PARED/TECHO (2), EL PRIMER ELEMENTO A FIJAR DEBE SER EL ACCESORIO 83285 (VERSIÓN BLANCA) O 83286 (VERSIÓN NEGRA)

ATTENTION :
SI LA CONFIGURATION PRÉVOIT UNE FIXATION MUR/MUR (1) OU MUR/PLAFOND (2), LE PREMIER ÉLÉMENT À FIXER DOIT ÊTRE L'ACCESSOIRE 83285 (VERSION BLANCHE) OU 83286 (VERSION NOIRE).
ÉLÉMENT À FIXER DOIT ÊTRE L'ACCESSOIRE 83285 (VERSION BLANCHE) OU 83286 (VERSION NOIRE).

ACHTUNG!
WENN DIE KONFIGURATION EINE WAND/WAND (1) ODER WAND/DECKE (2) BEFESTIGUNG VORSIEHT, MUSS DAS ERSTE MUSS DAS ERSTE ZU BEFESTIGENDE ELEMENT DAS ZUBEHÖR 83285 (WEISSE VERSION) ODER 83286 (SCHWARZE VERSION) SEIN.

تنبيه:
إذا كان التكوين يتصور تثبيت حائط/جدار (1) أو حائط/سقف (2)، يجب أن يكون العنصر الأول
يجب أن يكون العنصر المراد تثبيته هو الملحق 83285 (الإصدار الأبيض) أو 83286 (الإصدار الأسود)

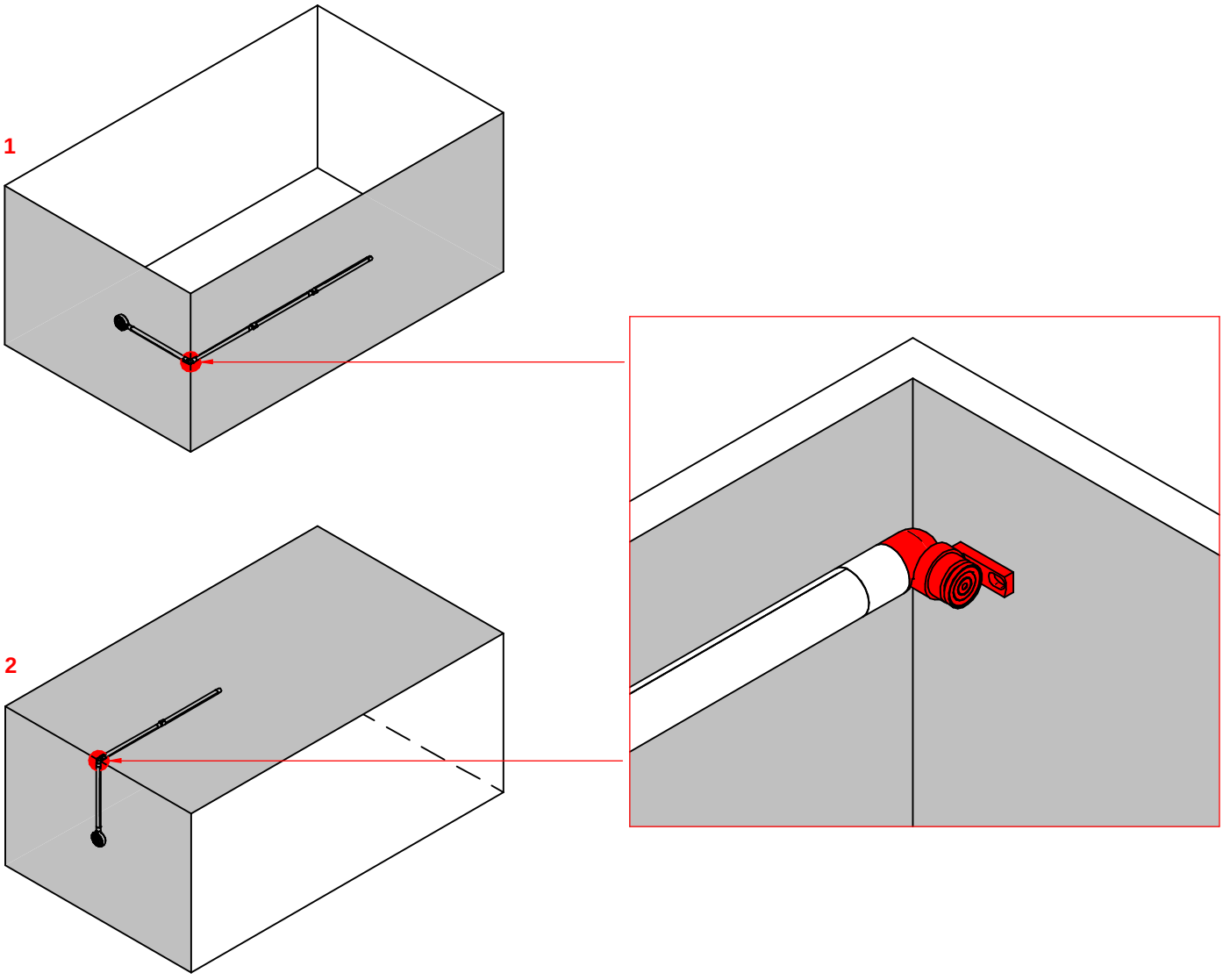

ATTENZIONE:
UNA CONFIGURAZIONE NON PUÒ AVERE DUE FISSAGGI COME MOSTRATO NELLE IMMAGINI
1 (PARETE/PARETE + PARETE/PARETE)
2 (PARETE/PARETE + PARETE/SOFFITTO)
3 (PARETE/SOFFITTO + SOFFITTO/PARETE)

ATTENCTION:
A CONFIGURATION CAN'T HAVE TWO FIXINGS AS SHOWN IN THE PICTURES
1 (WALL/WALL + WALL/CEILING)
2 (WALL/WALL + WALL/CEILING)
3 (WALL/CEILING + CEILING/WALL)

ATENCIÓN:
UNA CONFIGURACIÓN NO PUEDE TENER DOS FIJACIONES COMO SE MUESTRA EN LAS IMÁGENES
1 (PARED/PARED + PARED/TECHO)
2 (PARED/PARED + PARED/TECHO)
3 (PARED/TECHO + TECHO/PARED)

ATTENTION :
UNE CONFIGURATION NE PEUT PAS AVOIR DEUX FIXATIONS COMME INDIQUÉ DANS LES IMAGES
1 (MUR/MUR + MUR/PLAFOND)
2 (MUR/MUR + MUR/PLAFOND)
3 (MUR/PLAFOND + PLAFOND/MUR)

ACHTUNG!
EINE KONFIGURATION KANN NICHT ZWEI BEFESTIGUNGEN HABEN, WIE AUF DEN BILDERN GEZEIGT
1 (WAND/WAND + WAND/DECKE)
2 (WAND/WAND + WAND/DECKE)
3 (WAND/DECKE + DECKE/WAND)

تنبيه:
لا يمكن أن يحتوي التكوين على مثبتين كما هو موضح في الصور
1 (جدار/جدار + جدار/سقف)
2 (جدار/جدار + جدار/سقف)
3 (جدار/سقف + جدار/سقف + جدار/جدار)

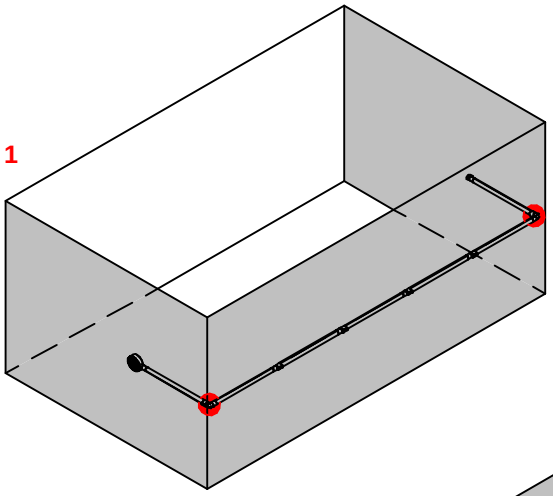

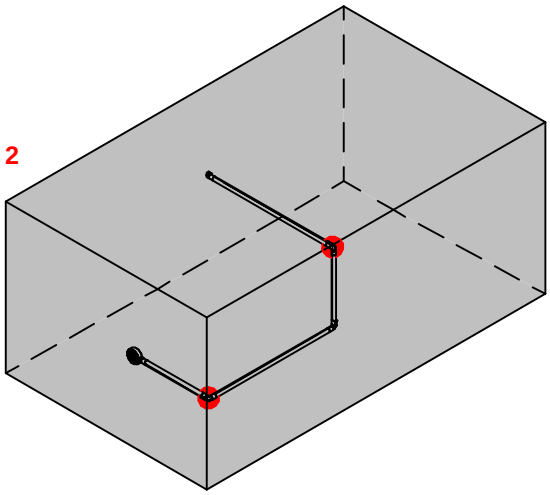

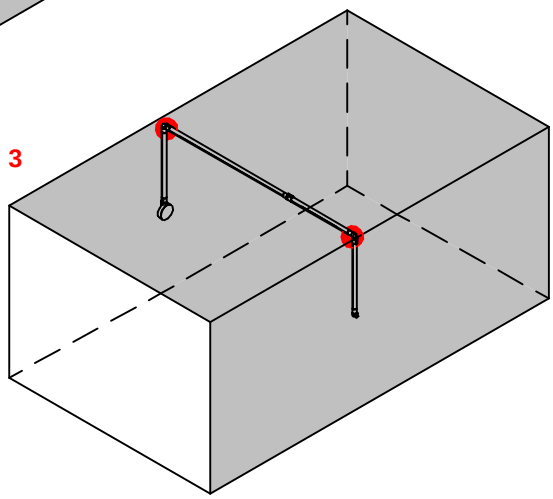

FGI00845
NODE
rev:0

TIPO/TYPE/TIPO/ TYPE/TYP/النوع	LUNGHEZZA/LENGHT/ LONGITUD/LONGUEUR /LÄNGE/الطول	CODICE/CODE /CÓDIGO/الكود	PEZZI/PIECES/PIEZAS/PIÈCES /STÜCKE/القطع
	629 mm	83309/83310	 1 -> 2
	1188 mm	83311/83312	 1 -> 4
	1748 mm	83313/83314	 1 -> 6

1.1

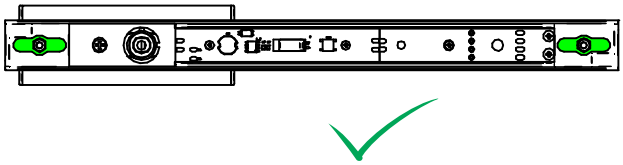

1.2

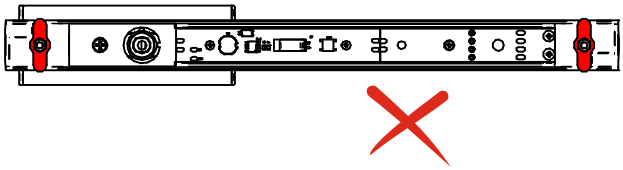

2

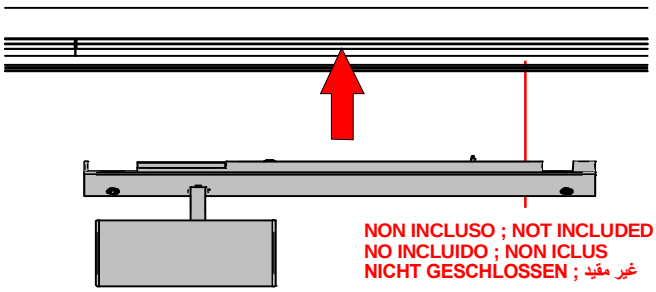

3

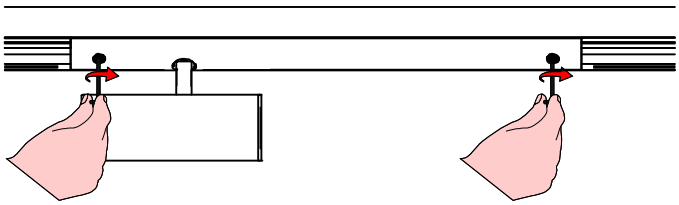

4

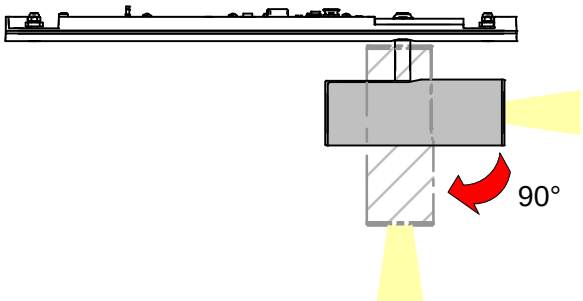

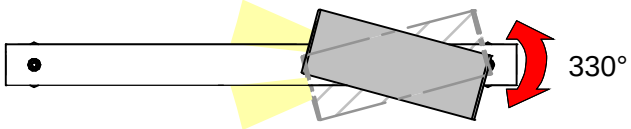

5 ON/OFF ; DALI ; PUSH DIM ; 0/10V; 1/10V

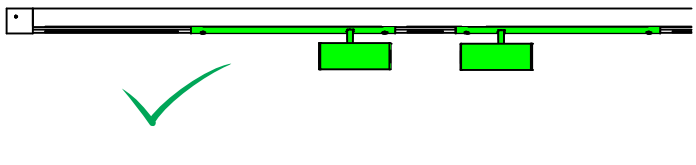

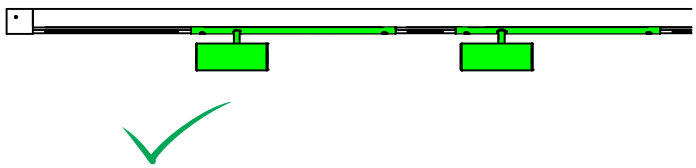

FGI00838
NODE
rev:0

linea light

i-LèD

- ☐ **C01403WHMDI**
- ☐ **C01403WHWDI**
- ■ **C01403BBMDI**
- ■ **C01403BBWDI**



TIPO/TYPE/TIPO/ TYPE/TYP/النوع	OTTICA/OPTICS/ÓPTICA/ OPTIQUE/OPTICS/البصريات	CONTROLLO/CONTROL/CONTROL/CONTRÔLE/KONTROLLE/التحكم	FUNZIONAMENTO/OPERATION/ OPERACIÓN/FONCTIONNEMENT /BETRIEB/العملية
TUTTI GLI ELEMENTI LUMINOSI TRANNE LA RUBBER O, ALL LIGHT ELEMENTS EXCEPT FOR THE RUBBER O, TODOS LOS ELEMENTOS LUMINOSOS EXCEPTO LA RUBBER O, TOUS LES ÉLÉMENTS LUMINEUX SAUF LA RUBBER O, ALLE LEUCHTELEMENTE AUSSER DEM RUBBER O, RUBBER O جميع العناصر المضيئة باستثناء		ON/OFF;DALI;PUSH DIM;0-10V;1-10V	48V -> 42V
		DALI P2P	48V -> 42V
	DIFFUSA/DIFFUSED/DIFUSOS/	ON/OFF;DALI;PUSH DIM; 0-10V;1-10V	48V -> 44V
	DIFFUSÉ/DIFFUSED/مدمج	DALI P2P	48V -> 44V

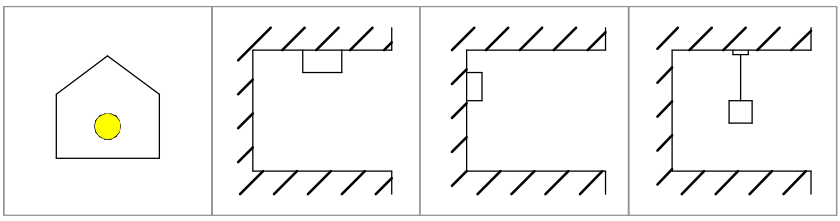

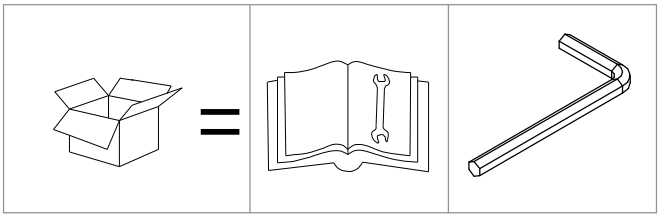

ATTENZIONE
PER L'INSTALLAZIONE E UTILIZZO DELL'APPARECCHIO ATTENERSI ALLE ISTRUZIONI DI SEGUITO.
QUALSIASI VARIANTE DEVE ESSERE CONCORDATA CON L'AZIENDA PER NON PERDERE LA GARANZIA

ATTENZIONE:
SE LA CONFIGURAZIONE PREVEDE UN FISSAGGIO PARETE/PARETE (1) O PARETE/SOFFITTO (2), IL PRIMO ELEMENTO DA FISSARE DEVE ESSERE L'ACCESSORIO 83285 (VERSIONE BIANCA) O 83286 (VERSIONE NERA)

ATTENTION:
IF THE CONFIGURATION INCLUDES WALL/WALL (1) OR WALL/CEILING (2) FIXING, THE FIRST ITEM TO BE FIXED MUST BE THE ACCESSORY 83285 (WHITE VERSION) OR 83286 (BLACK VERSION)

ATENCIÓN:
SI LA CONFIGURACIÓN PREVÉ LA FIJACIÓN PARED/PARED (1) O PARED/TECHO (2), EL PRIMER ELEMENTO A FIJAR DEBE SER EL ACCESORIO 83285 (VERSIÓN BLANCA) O 83286 (VERSIÓN NEGRA)

ATTENTION :
SI LA CONFIGURATION PRÉVOIT UNE FIXATION MUR/MUR (1) OU MUR/PLAFOND (2), LE PREMIER ÉLÉMENT À FIXER DOIT ÊTRE L'ACCESSOIRE 83285 (VERSION BLANCHE) OU 83286 (VERSION NOIRE).
ÉLÉMENT À FIXER DOIT ÊTRE L'ACCESSOIRE 83285 (VERSION BLANCHE) OU 83286 (VERSION NOIRE).

ACHTUNG!
WENN DIE KONFIGURATION EINE WAND/WAND (1) ODER WAND/DECKE (2) BEFESTIGUNG VORSIEHT, MUSS DAS ERSTE MUSS DAS ERSTE ZU BEFESTIGENDE ELEMENT DAS ZUBEHÖR 83285 (WEISSE VERSION) ODER 83286 (SCHWARZE VERSION) SEIN.

تنبيه:
إذا كان التكوين يتصور تثبيت حائط/جدار (1) أو حائط/سقف (2)، يجب أن يكون العنصر الأول
يجب أن يكون العنصر المراد تثبيته هو الملحق 83285 (الإصدار الأبيض) أو 83286 (الإصدار الأسود)

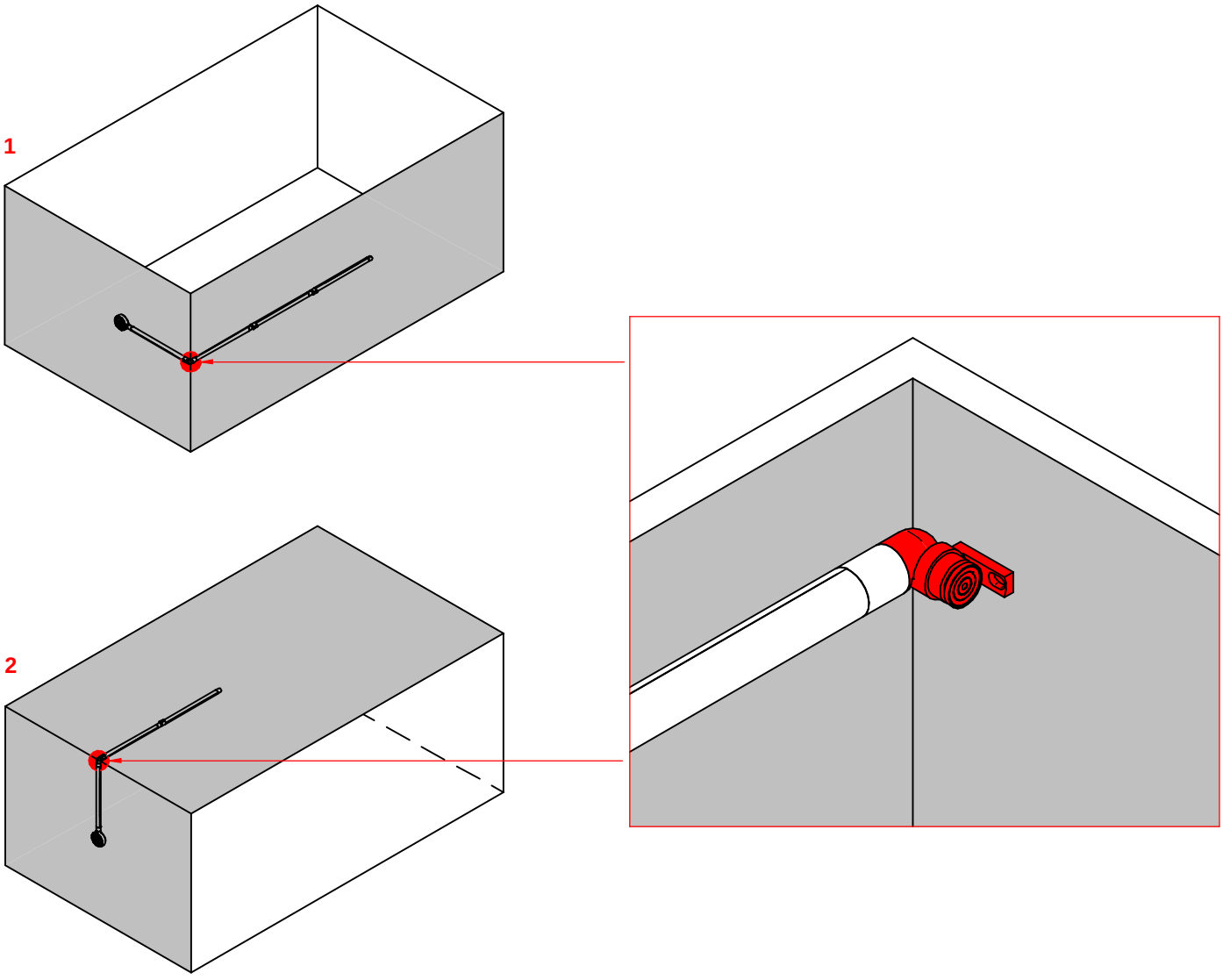

ATTENZIONE:
UNA CONFIGURAZIONE NON PUÒ AVERE DUE FISSAGGI COME MOSTRATO NELLE IMMAGINI
1 (PARETE/PARETE + PARETE/PARETE)
2 (PARETE/PARETE + PARETE/SOFFITTO)
3 (PARETE/SOFFITTO + SOFFITTO/PARETE)

ATTENCTION:
A CONFIGURATION CAN'T HAVE TWO FIXINGS AS SHOWN IN THE PICTURES
1 (WALL/WALL + WALL/CEILING)
2 (WALL/WALL + WALL/CEILING)
3 (WALL/CEILING + CEILING/WALL)

ATENCIÓN:
UNA CONFIGURACIÓN NO PUEDE TENER DOS FIJACIONES COMO SE MUESTRA EN LAS IMÁGENES
1 (PARED/PARED + PARED/TECHO)
2 (PARED/PARED + PARED/TECHO)
3 (PARED/TECHO + TECHO/PARED)

ATTENTION :
UNE CONFIGURATION NE PEUT PAS AVOIR DEUX FIXATIONS COMME INDIQUÉ DANS LES IMAGES
1 (MUR/MUR + MUR/PLAFOND)
2 (MUR/MUR + MUR/PLAFOND)
3 (MUR/PLAFOND + PLAFOND/MUR)

ACHTUNG!
EINE KONFIGURATION KANN NICHT ZWEI BEFESTIGUNGEN HABEN, WIE AUF DEN BILDERN GEZEIGT
1 (WAND/WAND + WAND/DECKE)
2 (WAND/WAND + WAND/DECKE)
3 (WAND/DECKE + DECKE/WAND)

تنبيه:
لا يمكن أن يحتوي التكوين على مثبتين كما هو موضح في الصور
1 (جدار/جدار + جدار/سقف)
2 (جدار/جدار + جدار/سقف)
3 (جدار/سقف + جدار/سقف + جدار/جدار)

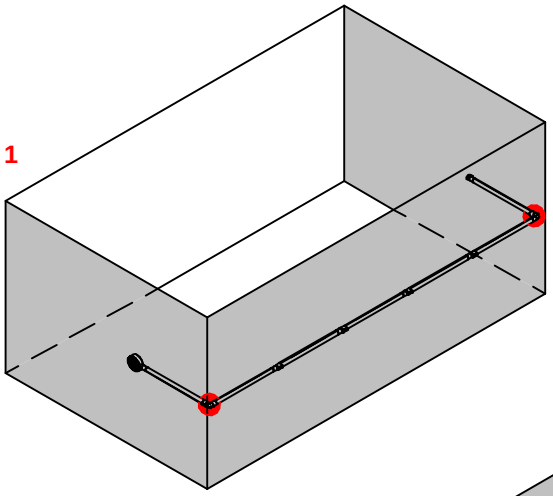

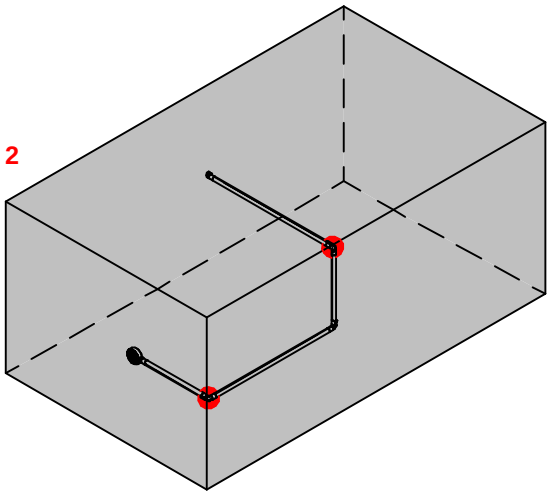

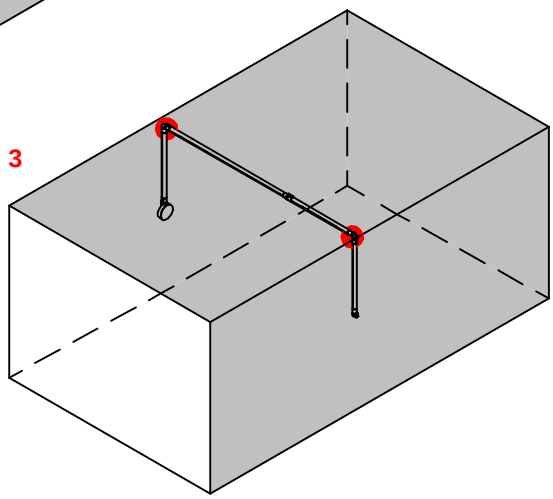

FGI00838
NODE
rev:0

TIPO/TYPE/TIPO/ TYPE/TYP/النوع	LUNGHEZZA/LENGHT/ LONGITUD/LONGUEUR /LÄNGE/الطول	CODICE/CODE /CÓDIGO/الكود	PEZZI/PIECES/PIEZAS/PIÈCES /STÜCKE/القطع
	629 mm	83309/83310	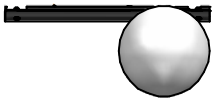 1 -> 2
	1188 mm	83311/83312	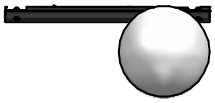 1 -> 4
	1748 mm	83313/83314	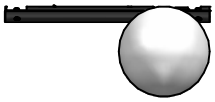 1 -> 6

1.1

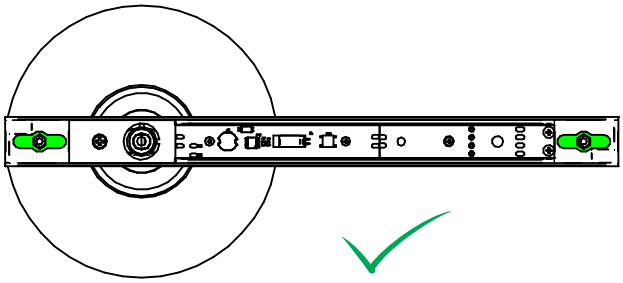

1.2

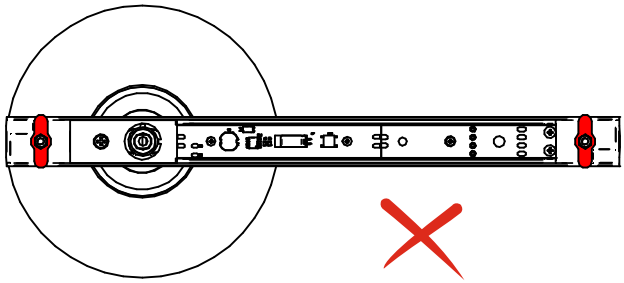

2

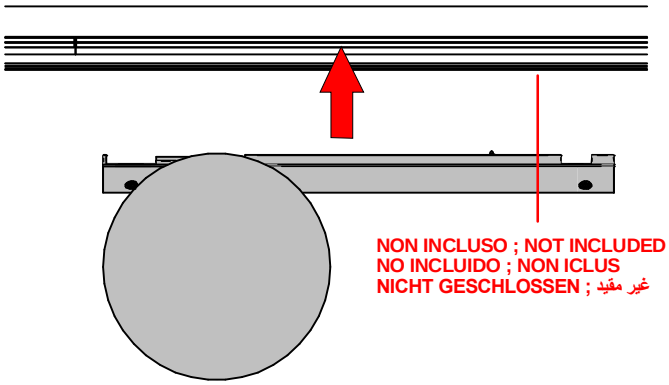

3

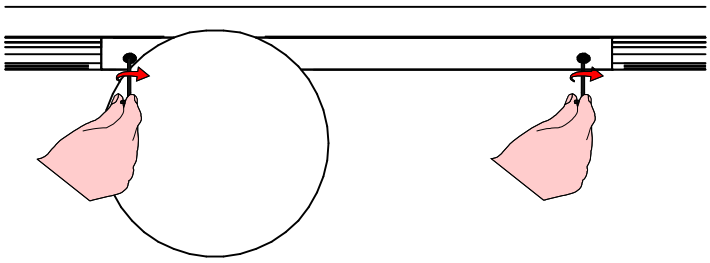

4 ON/OFF ; DALI ; PUSH DIM ; 0/10V; 1/10V

