SERIES: QUARA_RO, _R, _Q, _RI, _QI - GHILEA
BRAND: i-LèD

QUARA_RO

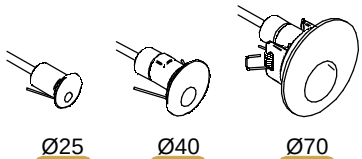

Ø25 **A** Ø40 **B** Ø70 **C**

QUARA_R

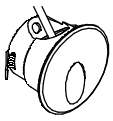

Ø65 **D**

QUARA_Q

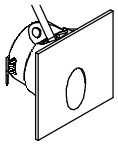

□70 **E**

GHILEA



Ø55 **H**

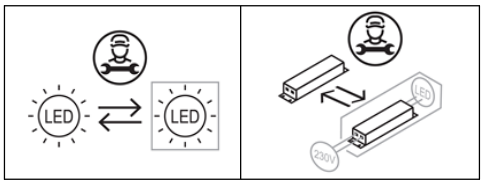

QUARA_RI

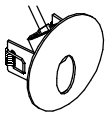

Ø65 **F**

QUARA_QI

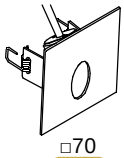

□70 **G**

ACCESSORI NON INCLUSI / *NOT INCLUDED ACCESSORIES*

CONTROCASSA
OUTERCASING
QUARA_RO ϕ 25

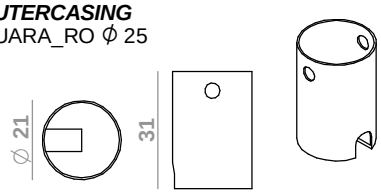

98950

CONTROCASSA
OUTERCASING
QUARA_RO ϕ 40

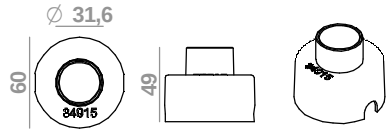

84915

CONTROCASSA
OUTERCASING
QUARA_RO ϕ 70
QUARA_R ϕ 65
QUARA_Q □ 70
QUARA_RI ϕ 70
QUARA_QI □ 70

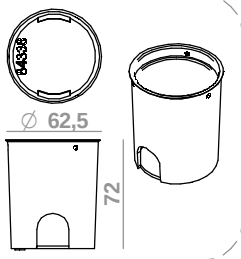

84338

CODICI / *CODES*

CODE	*Type*	*Dimensions (LxWxH / Ø x H mm)*	*POWER DC* | AC (W)*	*CLASS I / II* INPUT (V)	*CLASS I / II* FREQUENCY (Hz)	*CLASS III* VOLTAGE (V)	*CLASS III* CURRENT (mA)	*WEIGHT (Kg)*	*CLASS*	*IP*	*CRI*	*Energy class light source* Temperature color LED (°K) 2200	2700	3000	4000	*N° Light Source*	*Conn. Type*
76745	QUARA_RO	Ø70x46	1*	3	350			0,15	3	65	80	F	F	D	D	1	Y
76746																	
76747																	
77391		Ø40x41,5	1*					0,1									
77392																	
77393																	
77395		Ø25x27	0,7*		220			0,08					D				
77396																	
77397																	
83579	QUARA_R	Ø65x42	3	220-240V	50-60Hz			0,21	2								
83580																	
83581																	
83583	QUARA_Q	□70x42						0,21									
83584																	
83585																	
85542	QUARA_R	Ø65x42	2*	3	630			0,18	3								
85543																	
87988																	
86563	QUARA_Q	□70x42						0,18									
86562																	
87989																	
92671	QUARA_RI	Ø70x29						0,18									
92672	QUARA_QI	□70x29						0,18									
C00238	QUARA_R	Ø65x42						0,2		44	90		F	F	E		
C00239	QUARA_Q	□70x42															
C00240	QUARA_R	Ø65x42	3,2	220-240V	50-60Hz			0,24	2								
C00241	QUARA_Q	□70x42															
C00282	GHILEA	Ø55x42,5	2*	3	630			0,065	3	20							

Ta: -20°C +50°C

SERIES: QUARA_RO, _R, _Q, _RI, _QI - GHILEA
BRAND: i-LèD

CONNESSIONE IP *IP CONNECTION*

DIMENSIONI / *DIMENSIONS*

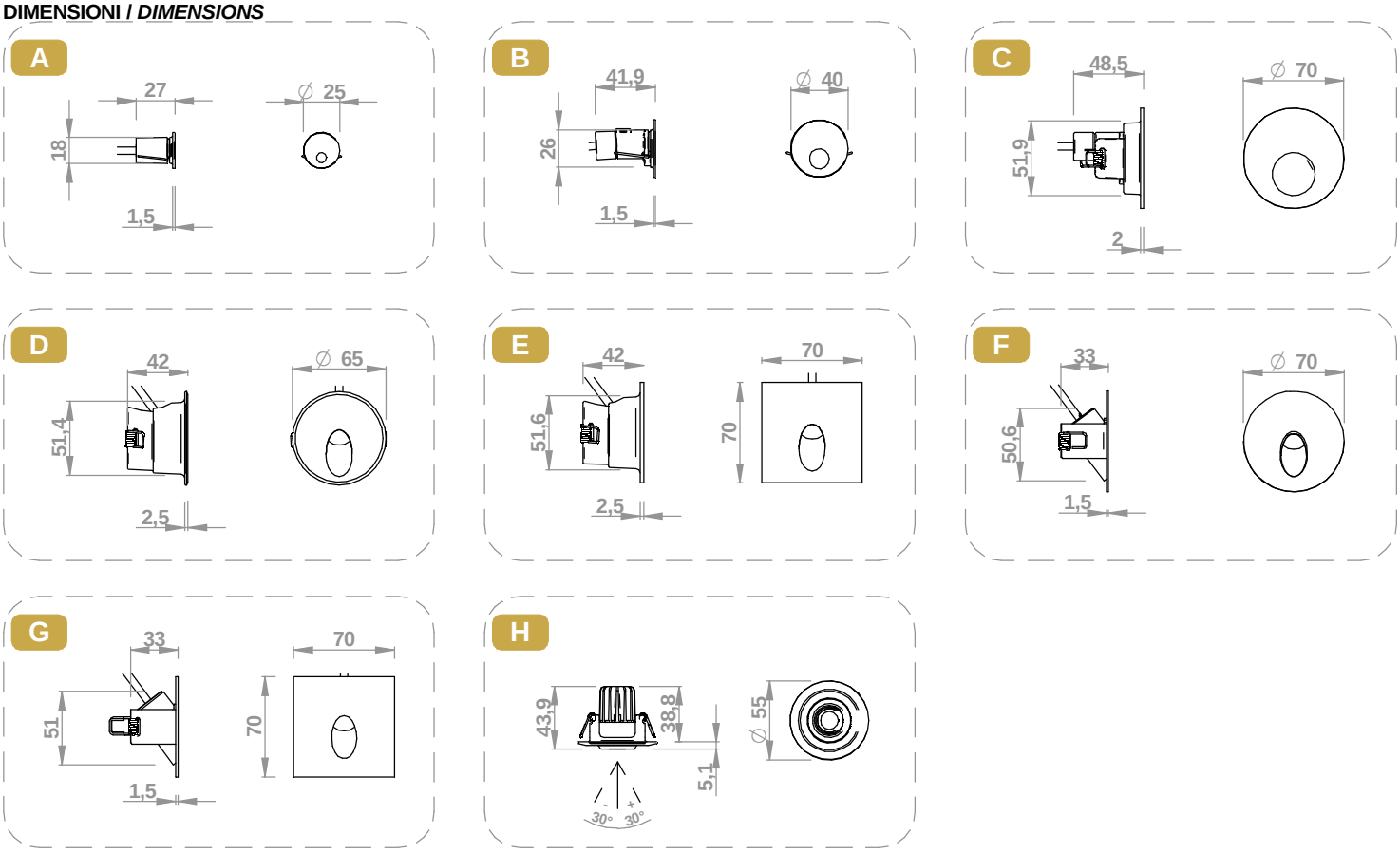

MURATURA CALCESTRUZZO / *BRICK OR CONCRETE*

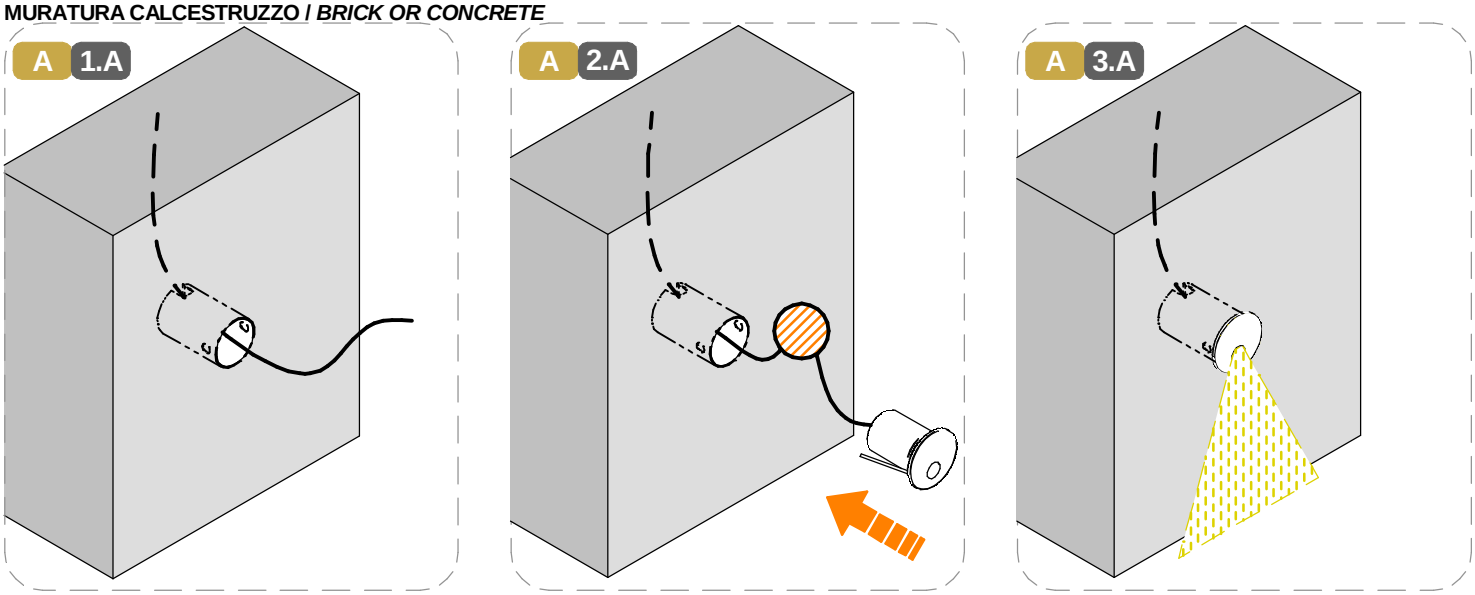

SERIES: QUARA_RO, _R, _Q, _RI, _QI - GHILEA
BRAND: i-LèD

CONNESSIONE IP *IP CONNECTION*

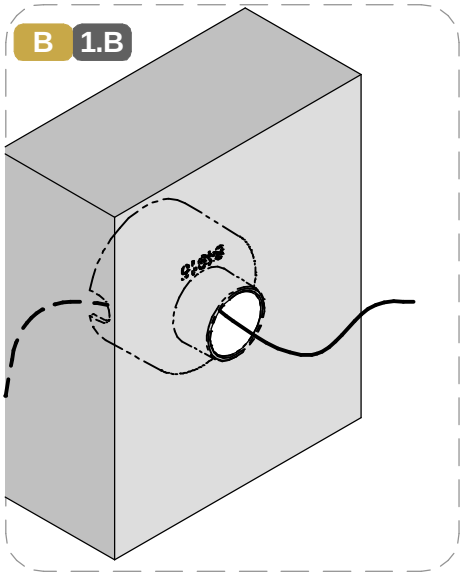

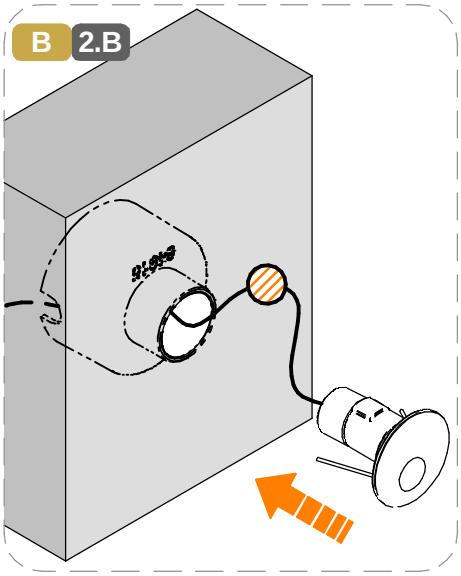

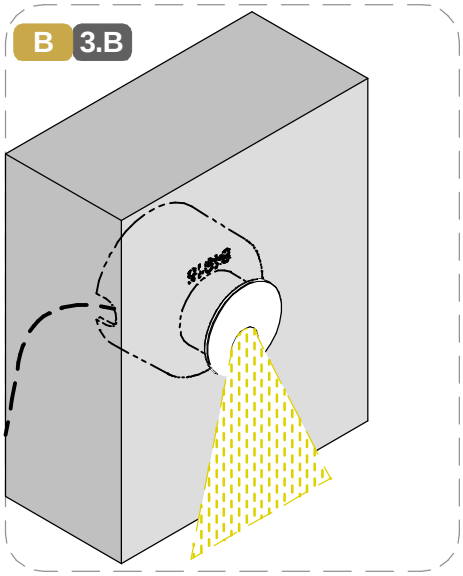

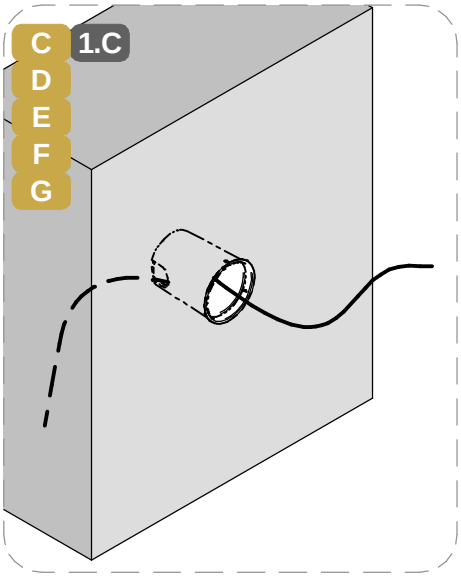

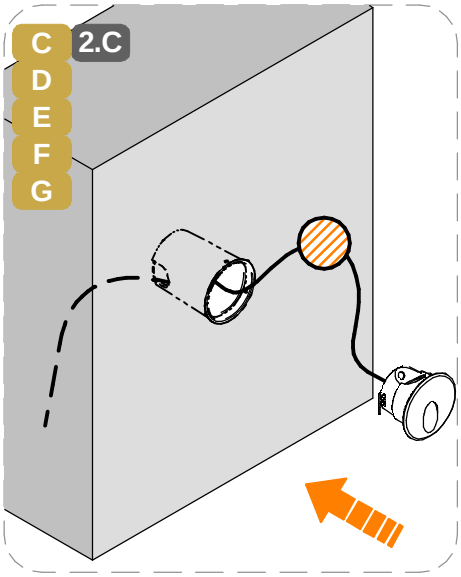

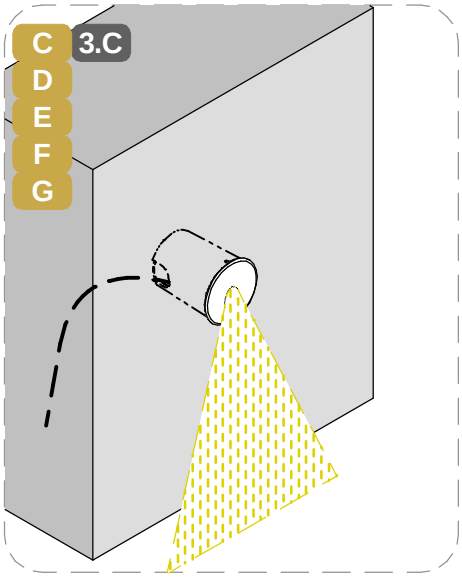

CARTONGESSO / *DRYWALL*

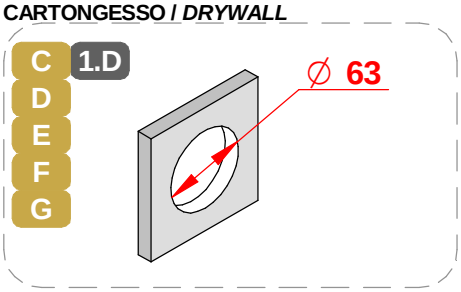

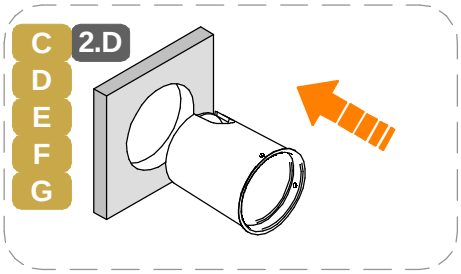

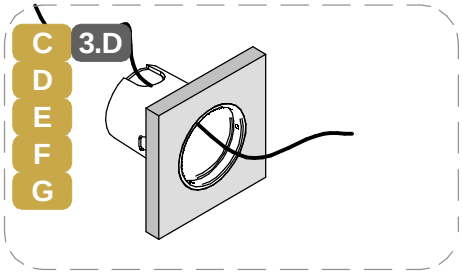

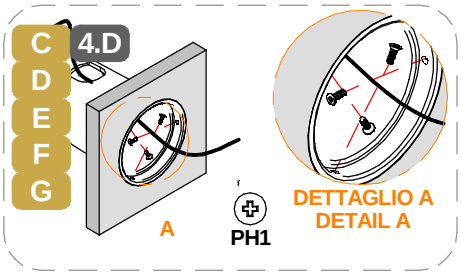

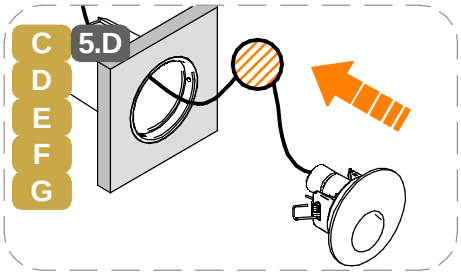

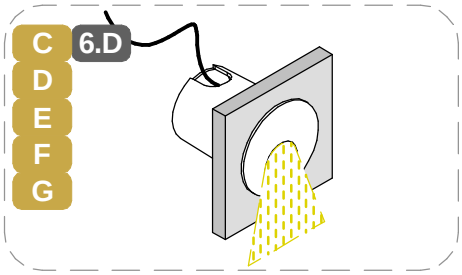

SERIES: QUARA_RO, _R, _Q, _RI, _QI - GHILEA
BRAND: i-LèD

MARRONE / BROWN = LINEA / *LINE*
AZZURRO / LIGHT BLUE = NEUTRO / *NEUTRAL*
GIALLO-VERDE / YELLOW-GREEN = TERRA / EARTH CPC | PE

CARTONGESSO / *DRYWALL*

H 1.E

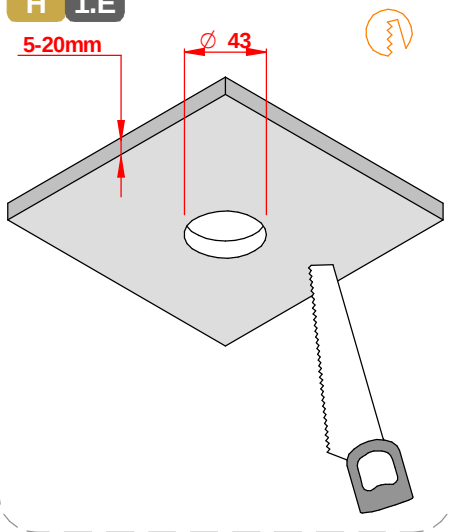

H 2.E

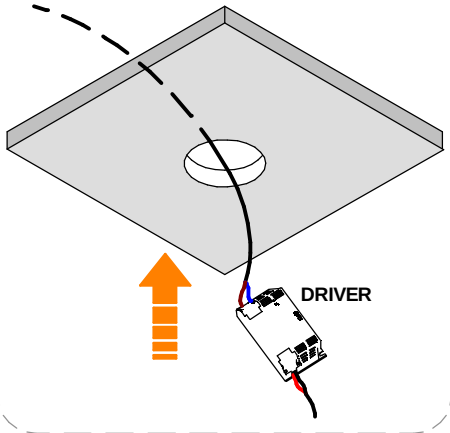

H 3.E

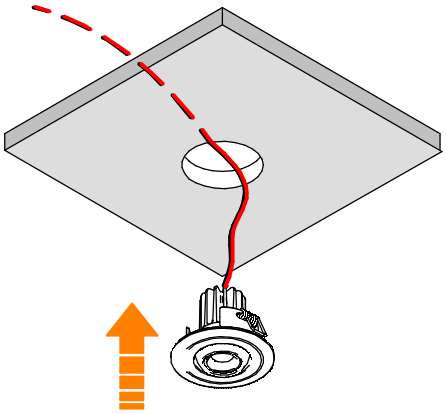

H 4.E

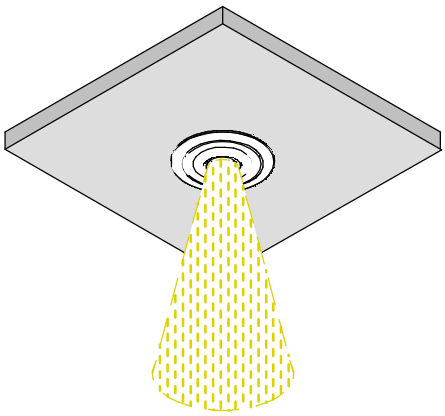

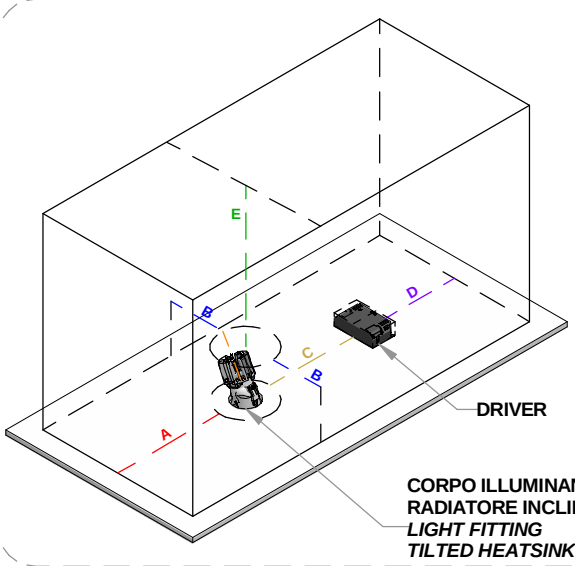

CORPO ILLUMINANTE CON RADIATORE INCLINATO
LIGHT FITTING TILTED HEATSINK

PER UN'INSTALLAZIONE SICURA, E' OBBLIGATORIO SEGUIRE LE DISTANZE SPECIFICATE

IT'S MANDATORY TO FOLLOW THESE DIMENSIONS FOR A SAFE INSTALLATION

DIM.	[mm]
A	100
B	100
C	100
D	100
E	100

CABLAGGIO / *WIRING*

1



TUTTE LE OPERAZIONI DI COLLEGAMENTO ALLA RETE ELETTRICA DEVONO ESSERE CONDOTTE IN MANCANZA DI TENSIONE

ALL THE WIRING OPERATION MUST BE PERFORMED WITH MCB IN OFF POSITION

2



SE IL PRODOTTO E' DEFINITO IN CLASSE 1, IL CONDUTTORE DI MESSA A TERRA DI PROTEZIONE DEVE ESSERE SEMPRE COLLEGATO

IF THE FITTING IS CLASS 1 RATED, THE CPC | EARTH | PE CONDUCTOR MUST BE CONNECTED

3

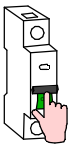

SE L'IMPIANTO E' STATO COMPLETATO ED E' IN SICUREZZA, PUO' ESSERE ALIMENTATO

WHEN THE CIRCUIT IS COMPLETED AND SAFE, MCB CAN BE SET IN ON POSITION

SE IL PRODOTTO E' DEFINITO IN CLASSE 3, IL CIRCUITO SECONDARIO A BASSA TENSIONE DEVE ESSERE COLLEGATO ALL'ALIMENTATORE PRIMA CHE QUESTO SIA SOTTO TENSIONE

IF THE FITTING IS CLASS 3 RATED, THE LOW VOLTAGE CIRCUIT MUST BE WIRED BEFORE THE POWER SUPPLY IS POWERED ON

SE IL CARICO VENISSE COLLEGATO AD ALIMENTATORE SOTTO TENSIONE, I PRODOTTI POTREBBERO DANNEGGIARSI, SUBENDO UN DANNO DA SOVRATENSIONE
IF THE LOAD IS WIRED TO AN ALREADY ON POWER SUPPLY, THE FITTINGS COULD BE DAMAGED BY VOLTAGE SURGE

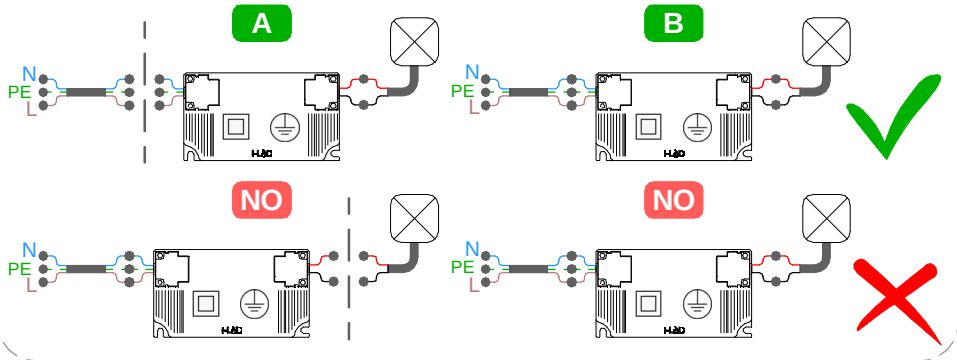

SERIES: QUARA_RO, _R, _Q, _RI, _QI - GHILEA

BRAND: i-LèD

SI PREGA SEGUIRE LE BUONE PRATICHE DI DIMENSIONAMENTO E SEZIONAMENTO DELL'IMPIANTO ELETTRICO, TENENDO PRESENTE: LE CARATTERISTICHE DELL' INTERRUTTORE DIFFERENZIALE ED IL NUMERO DI ARTICOLI COLLEGATI ALLA LINEA ELETTRICA; QUESTO PER AGEVOLARE L'IDENFICAZIONE DI EVENTUALI ANOMALIE SULLA LINEA ELETTRICA

PLEASE FOLLOW THE BEST PRACTICES IN ELECTRICAL SYSTEM DESIGN, PAING ATTENTION TO THE RCCB SWITCH CHARACTERISTICSAND THE NUMBER OF FITTINGS CONNECTED TO THE ELETRICAL LINE; THIS HELPS TO INDETIFY POSSIBLE ANOMALIES ON THE ELETRICAL LINE

TIPO DI CONNESSIONE
TYPE OF CONNECTION

X: Se il cavo flessibile esterno di questo apparecchio è danneggiato, deve essere sostituito da un cavo speciale, disponibile esclusivamente presso il fabbricante, o il suo servizio di assistenza.
X: If the external flexible cable of this appliance is dameged, it must be replaced with a special cable, which is only avaible from the manufacturer or its service department.

Y: Se il cavo flessibile esterno di questo apparecchio è danneggiato, deve essere sostituito esclusivamente dal fabbricante, dal suo servizio di assistenza o da personale qualificato equivalente, al fine di evitare pericoli.
Y: If the external flexible cable of this appliance is dameged, it must only be replaced by the manufacturer, its service department or equivalent qualified personell in order to avoid danger.

Z: Il cavo flessibile esterno di questo apparecchio non può essere sostituito; se il cavo è danneggiato l'apparecchio deve essere distrutto.
Z: The external flexible cable fo this appliance cannot be replaced; if the cable is dameged, the appliance must be destroyed.

Per ridurre il rischio di strangolamento, il cavo flessibile collegato all'aparecchio deve essere efficacemente fissato alla parete, se si trova all'interno del volume di accessibilità.
To reduce the risk of strangulation, the flexible cable connected to the device must be securely fixed to the wall if it is located within the accessible area.

CC

N° MAX
DEVICES

N° DI PRODOTTI PER ALIMENTATORE
N° OF LIGHT FITTINGS PER DRIVER

TIPO TYPE	ON-OFF												0/1-10V + 24V CV	DALI + 24V CV	DALI	DALI2 PUSH	
CODE	89419	89421	C-E200006	99307	83007	99342	89420	C-E200008	99186	89147	99376	99105	99710	99713	83154	C-E200004	C-E200002
76745	1-2	3-6	6-12													3-12	
76746	1-2	3-6	6-12													3-12	
76747	1-2	3-6	6-12													3-12	
77391	1-2	3-6	6-12													3-12	
77392	1-2	3-6	6-12													3-12	
77393	1-2	3-6	6-12													3-12	
77395				1-2	3-6	6-12									5-14		
77396				1-2	3-6	6-12									5-14		
77397				1-2	3-6	6-12									5-14		
85542							1-2	3-6	6-12								3-12
85543							1-2	3-6	6-12								3-12
87988							1-2	3-6	6-12								3-12
86563							1-2	3-6	6-12								3-12
86562							1-2	3-6	6-12								3-12
87989							1-2	3-6	6-12								3-12
92671							1-2	3-6	6-12								3-12
92672							1-2	3-6	6-12								3-12
C00238										1-2	3-6	6-12	1-6	1-6			
C00239										1-2	3-6	6-12	1-6	1-6			
C00282										1-2	3-6	6-12	1-6	1-6			

■ NERO / BLACK = IP67 ■ BLU / *BLUE* = IP40

SERIES: QUARA_RO, _R, _Q, _RI, _QI - GHILEA

BRAND: i-LèD

MARRONE / BROWN = LINEA / *LINE*
AZZURRO / LIGHT BLUE = NEUTRO / *NEUTRAL*
GIALLO-VERDE / YELLOW-GREEN = TERRA / EARTH CPC | PE

CABLAGGIO IN SERIE | CORRENTE COSTANTE
SERIES WIRING | CONSTANT CURRENT

CC

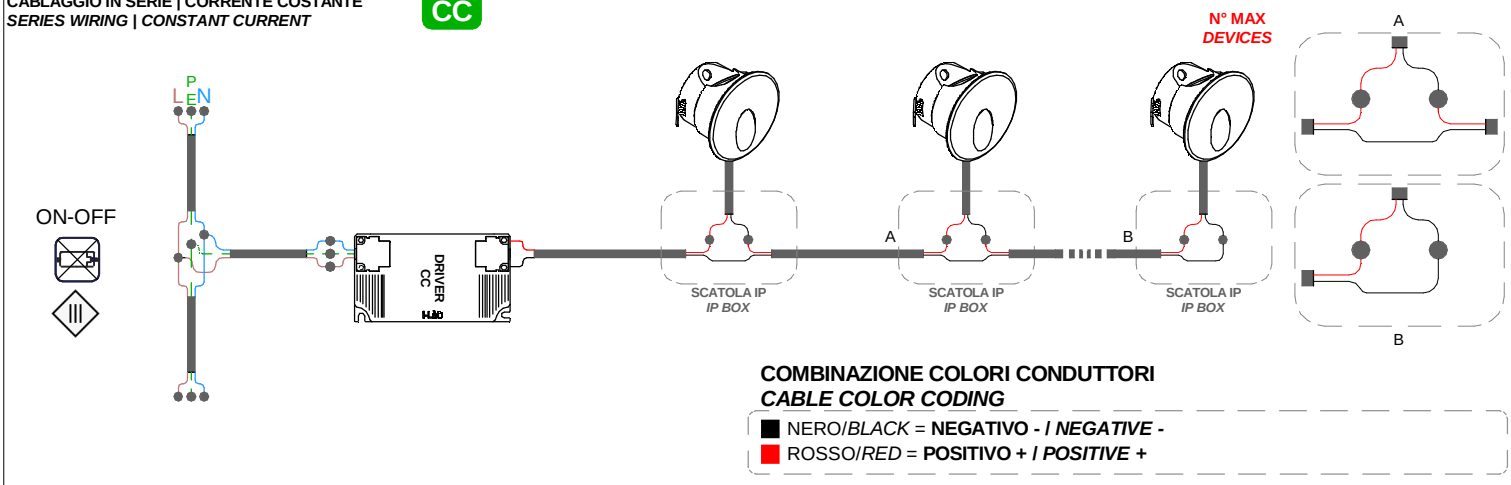

COMBINAZIONE COLORI CONDUTTORI
CABLE COLOR CODING

- NERO/*BLACK* = **NEGATIVO - / *NEGATIVE* -**
- ROSSO/*RED* = **POSITIVO + / *POSITIVE* +**

CABLAGGIO IN SERIE | CORRENTE COSTANTE
SERIES WIRING | CONSTANT CURRENT

CC

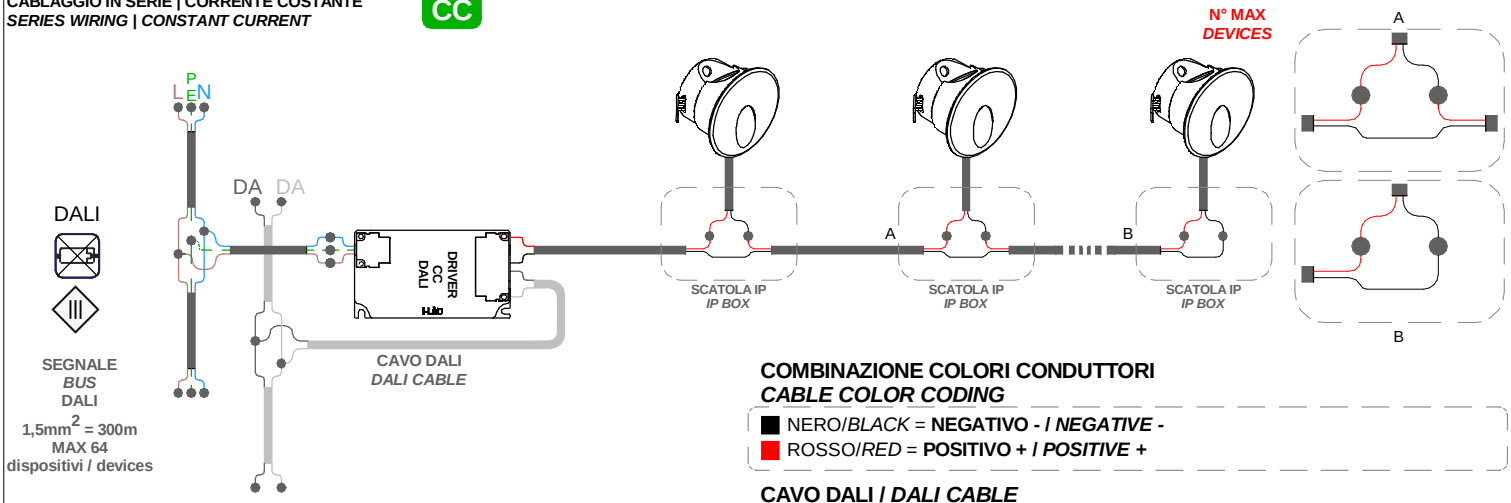

COMBINAZIONE COLORI CONDUTTORI
CABLE COLOR CODING

- NERO/*BLACK* = **NEGATIVO - / *NEGATIVE* -**
- ROSSO/*RED* = **POSITIVO + / *POSITIVE* +**

CAVO DALI / *DALI CABLE*

DALI

- GRIGIO/ *GREY* = **DALI 1**
- GRIGIO CHIARO / *LIGHT GREY* = **DALI 2**

CABLAGGIO IN SERIE | CORRENTE COSTANTE
SERIES WIRING | CONSTANT CURRENT

CC

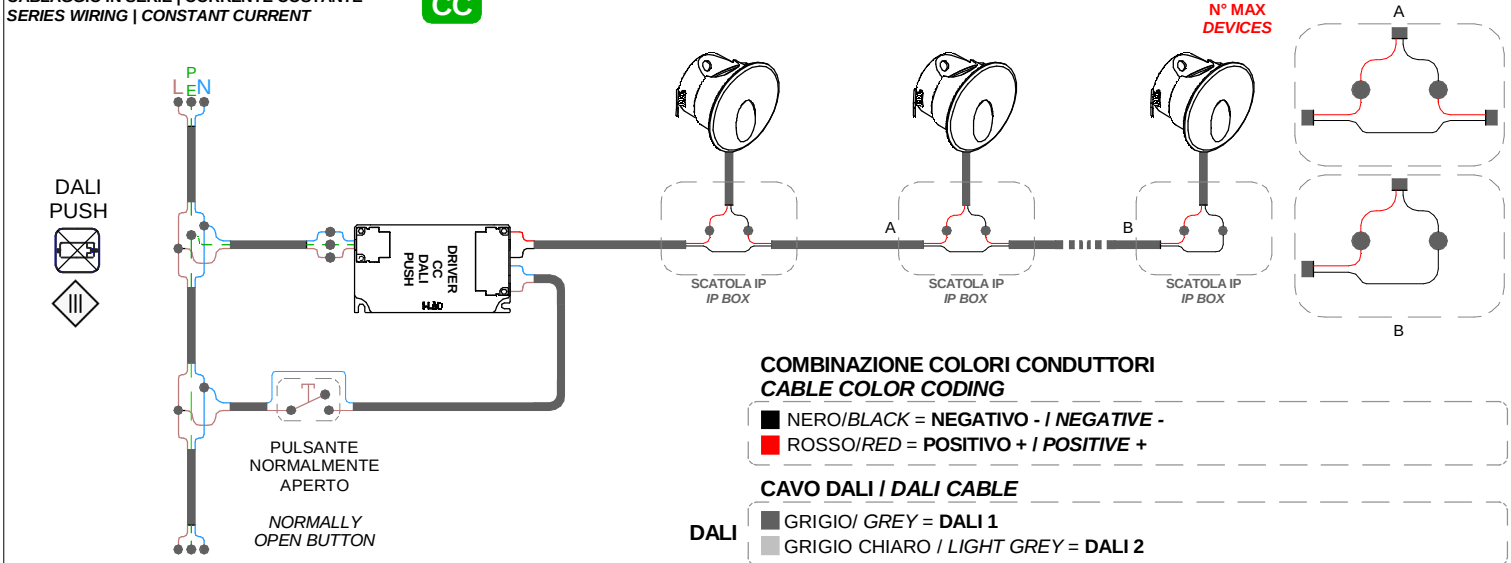

COMBINAZIONE COLORI CONDUTTORI
CABLE COLOR CODING

- NERO/*BLACK* = **NEGATIVO - / *NEGATIVE* -**
- ROSSO/*RED* = **POSITIVO + / *POSITIVE* +**

CAVO DALI / *DALI CABLE*

DALI

- GRIGIO/ *GREY* = **DALI 1**
- GRIGIO CHIARO / *LIGHT GREY* = **DALI 2**