linea light group	**ISTRUZIONI DI MONTAGGIO** *MOUNTING INSTRUCTIONS*	**REVISIONE N°.** *REVISION N°.* **Rev. 1**	**DATA** **7/17/2026**

LED-FGI780

SERIE | *SERIES*: POUND_S

BRAND: i-LèD

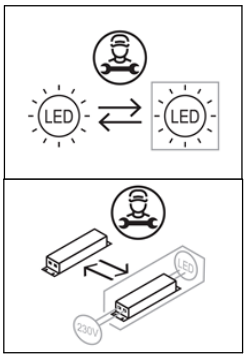



8.5W
82003
82004
A



19.5W
82005
82006
B



29W
82007
82008
C

SPECIFICHE PRODOTTI - CODICI | *PRODUCTS SPECIFICATION - CODES*

	CODE	Dimensions (LxWxH / Ø x H mm)	Electrical Insulation Class	POWER AC (W)	WEIGHT (Kg)	IP	CRI	Energy class light Temperature color LED (°K) 2700	3000	4000	No. light source	Conn. Type
Ta -20°C +50°C	82003 82004	Ø48 x 130	2	8,5	0,3	40	90	F	F	F	1	Y
	82005 82006	Ø65 x 185	1	19,5	0,6			D	D	D	1	
	82007 82008	Ø69 x 209	1	29	1,05			D	D	D	1	

*NON FISSARE LA SORGENTE LUMINOSA.
**DO NOT LOOK AT LIGHT SOURCE.*

ACCESSORI INCLUSI / *INCLUDED ACCESSORIES*

VITI E TASSELLI
ANCHORS AND SCREWS

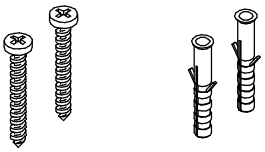

ACCESSORI NON INCLUSI / *NOT INCLUDED ACCESSORIES*

SCHERMO CILINDRICO 45°
HALF SNOOT 45°



99733 for 10W
99782 for 19.5W
99795 for 24W

SEGUIRE IL FOGLIO DI INSTALLAZIONE
FOLLOW THE INSTRUCTION MANUAL

FGI00206

SCHERMO CILINDRIVO
SNOOT

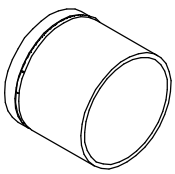

99774 for 8.5W
99783 for 19.5W
99796 for 29W

HONEYCOMB
HONEYCOMB

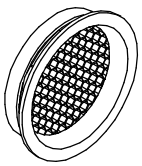

99776 for 8.5W
99780 for 19.5W
99798 for 29W

LENTE
LENS



for 8.5
99805 SPOT
99806 MEDIUM FLOOD
99807 WIDE FLOOD

for 19.5W
99827 SPOT
99828 MEDIUM FLOOD
99829 WIDE FLOOD

for 29W
99808 SPOT
99809 MEDIUM FLOOD
99810 WIDE FLOOD

FILTRO ELLITTICO
ELLLIPTIC FILTER

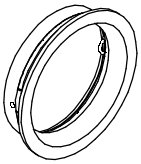

99775 for 8.5W
99781 for 19.5W
99799 for 29W

FRANGILUCE
CROSS LOUVRE

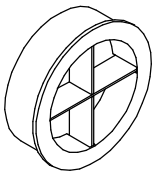

99777 for 8.5W
99779 for 19.5W
99799 for 29W

SERIE | *SERIES*: POUND_S

BRAND: i-LèD

PUNTI DI FISSAGGIO *FIXING POINTS*

DIMENSIONI / *DIMENSIONS*

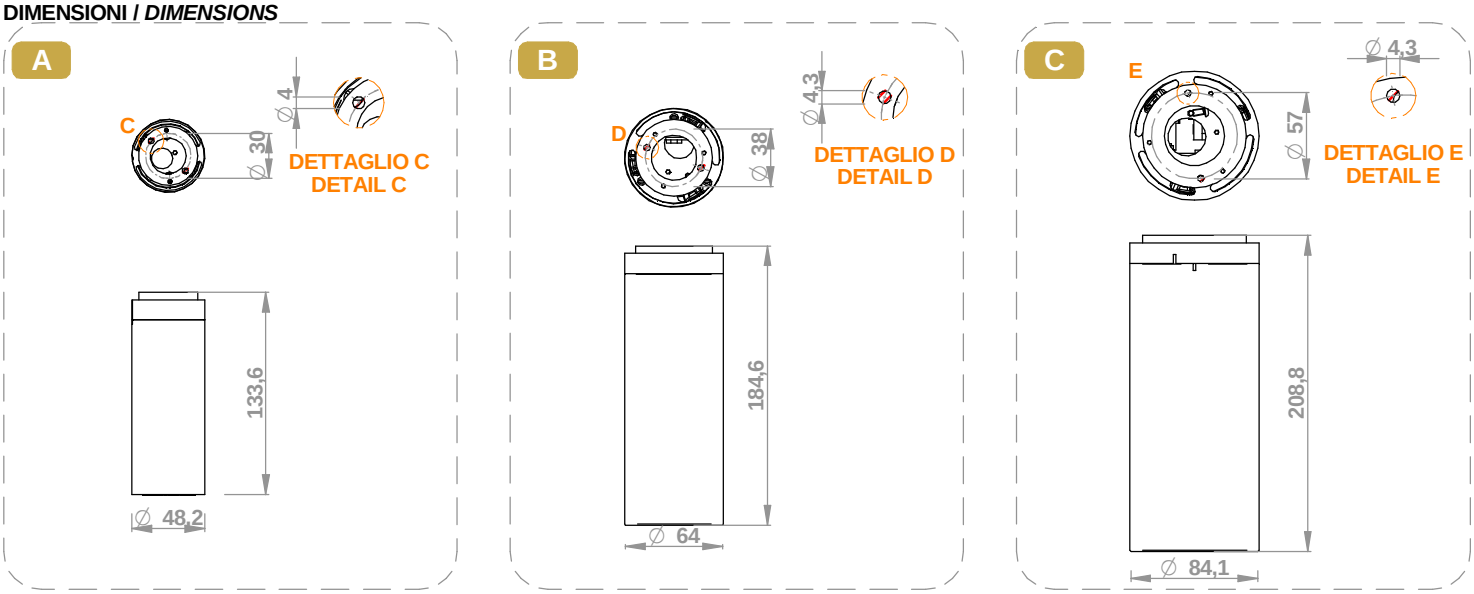

INSTALLAZIONE/ *INSTALLATION*

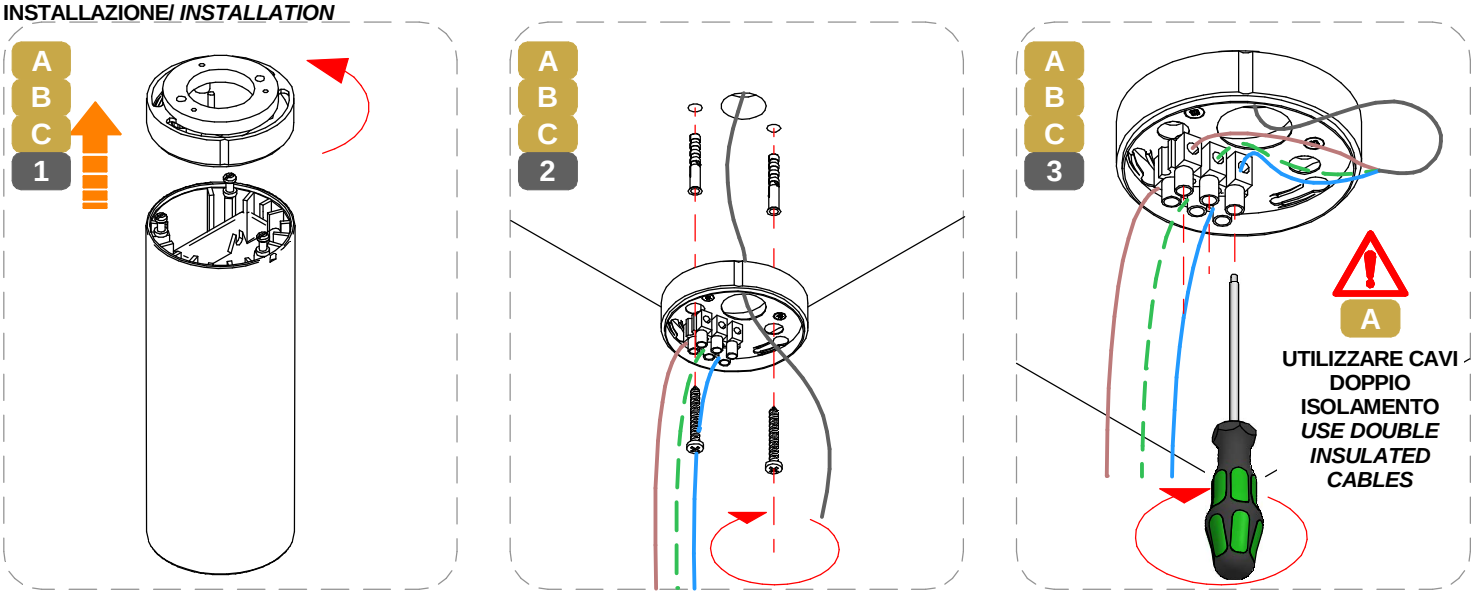

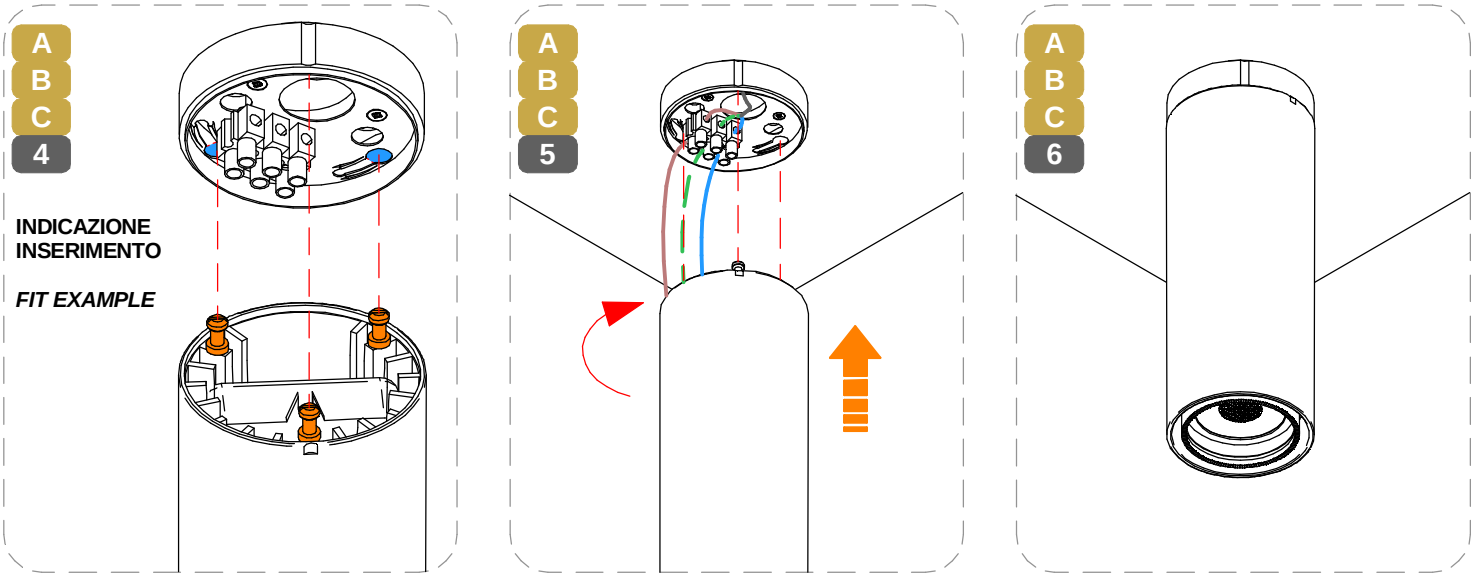

SERIE | *SERIES*: POUND_S

BRAND: i-LèD

MARRONE / BROWN = LINEA / *LINE*
AZZURRO / LIGHT BLUE = NEUTRO / *NEUTRAL*
GIALLO-VERDE / YELLOW-GREEN = TERRA / EARTH CPC | PE

CABLAGGIO / *WIRING*

1

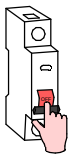

TUTTE LE OPERAZIONI DI COLLEGAMENTO ALLA RETE ELETTRICA DEVONO ESSERE CONDOTTE IN MANCANZA DI TENSIONE

ALL THE WIRING OPERATION MUST BE PERFORMED WITH MCB IN OFF POSITION

2



SE IL PRODOTTO E' DEFINITO IN CLASSE 1, IL CONDUTTORE DI MESSA A TERRA DI PROTEZIONE DEVE ESSERE SEMPRE COLLEGATO

IF THE FITTING IS CLASS 1 RATED, THE CPC | EARTH | PE CONDUCTOR MUST BE CONNECTED

3

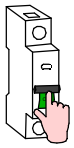

SE L'IMPIANTO E' STATO COMPLETATO ED E' IN SICUREZZA, PUO' ESSERE ALIMENTATO

WHEN THE CIRCUIT IS COMPLETED AND SAFE, MCB CAN BE SET IN ON POSITION

TIPO DI CONNESSIONE *TYPE OF CONNECTION*

X: Se il cavo flessibile esterno di questo apparecchio è danneggiato, deve essere sostituito da un cavo speciale, disponibile esclusivamente presso il fabbricante, o il suo servizio di assistenza.
X: If the external flexible cable of this appliance is dameged, it must be replaced with a special cable, which is only avaible from the manufacturer or its service department.

Y: Se il cavo flessibile esterno di questo apparecchio è danneggiato, deve essere sostituito esclusivamente dal fabbricante, dal suo servizio di assistenza o da personale qualificato equivalente, al fine di evitare pericoli.
Y: If the external flexible cable of this appliance is dameged, it must only be replaced by the manufacturer, its service department or equivalent qualified personell in order to avoid danger.

Z: Il cavo flessibile esterno di questo apparecchio non può essere sostituito; se il cavo è danneggiato l'apparecchio deve essere distrutto.
Z: The external flexible cable fo this appliance cannot be replaced; if the cable is dameged, the appliance must be destroyed.

MCB

N° DI PRODOTTI PER MAGNETORTERMICO
N° OF LIGHT FITTINGS PER MCB

CODICE *CODE*	B10	B16	B20	C10	C16	C20
82003	40	52	80	64	102	160
82004	40	52	80	64	102	160
82005	8	14	18	14	24	30
82006	8	14	18	14	24	30
82007	22	27	32	27	34	41
82008	22	27	32	27	34	41

CABLAGGIO IN PARALLELO | *PARALLEL WIRING*
TENSIONE DI RETE | *MAINS VOLTAGE*

AC B C

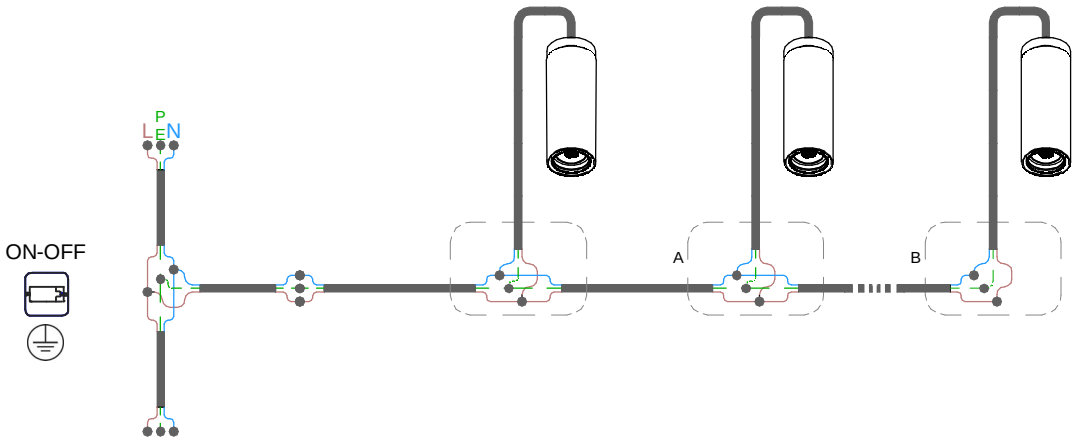

N° MAX *DEVICES*
MCB

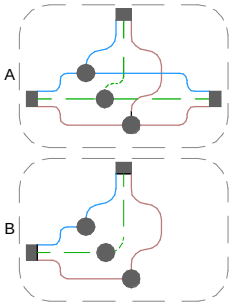

CABLAGGIO IN PARALLELO | *PARALLEL WIRING*
TENSIONE DI RETE | *MAINS VOLTAGE*

AC A

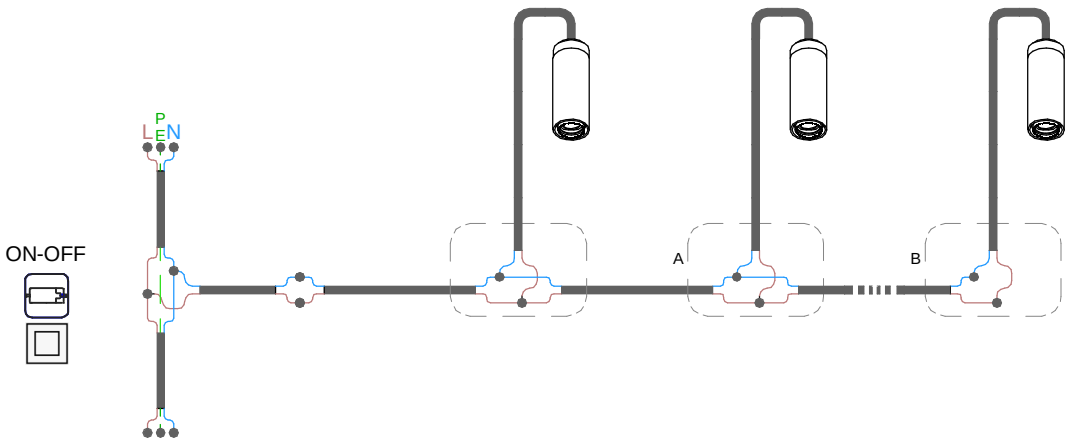

N° MAX *DEVICES*
MCB

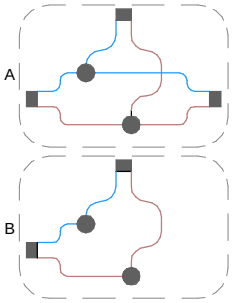

UTILIZZARE CAVI DOPPIO ISOLAMENTO
USE DOUBLE INSULATED CABLES