Q1474

i-LED a brand of linea light group
LINEA LIGHT S.R.L VIA DELLA FORNACE, 59 Z.I. 31023 CASTELMINIO DI RESANA (TV) TEL: +39 04237868

1

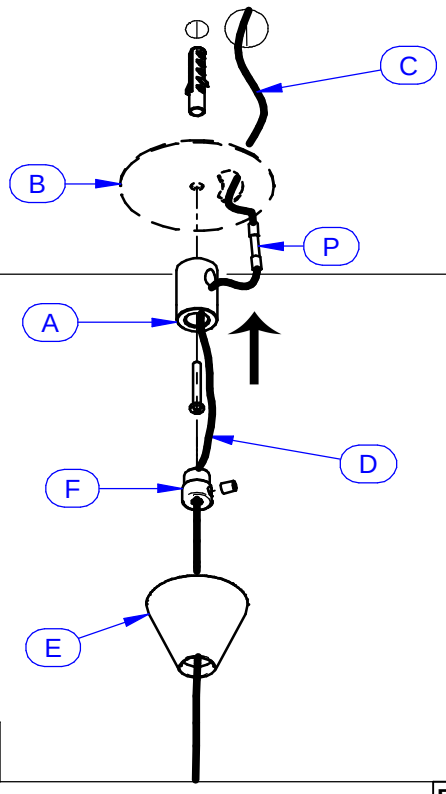

Type A

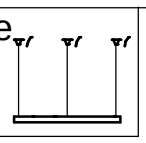

2

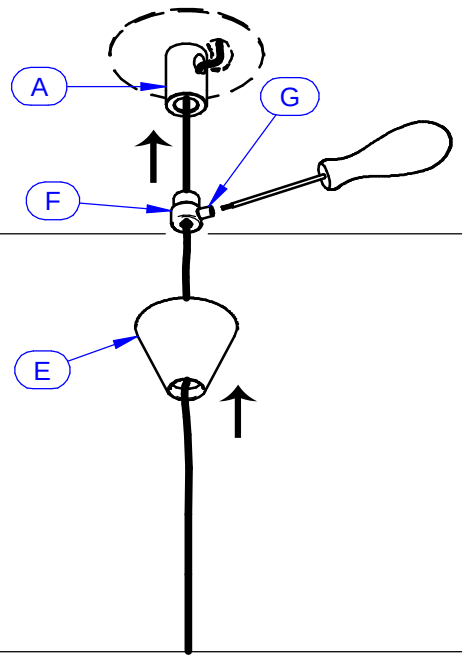

Type B



3

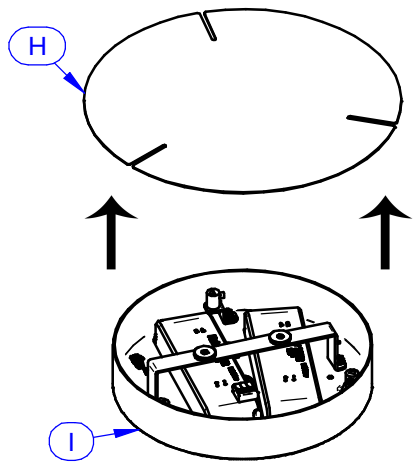

DETT.2

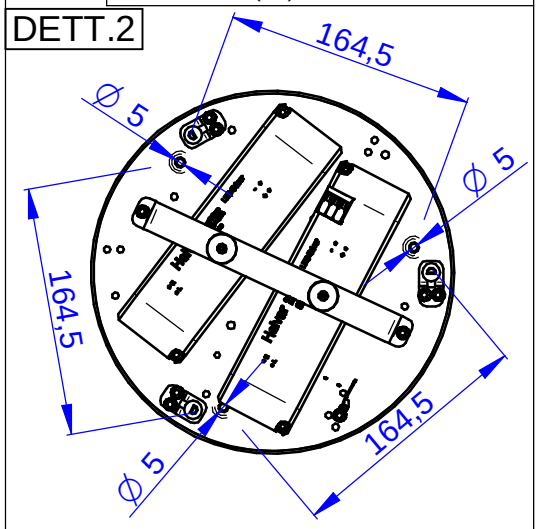

4

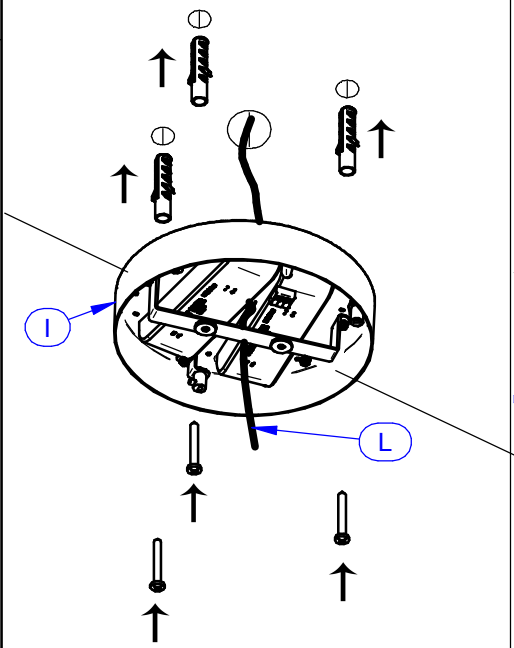

5

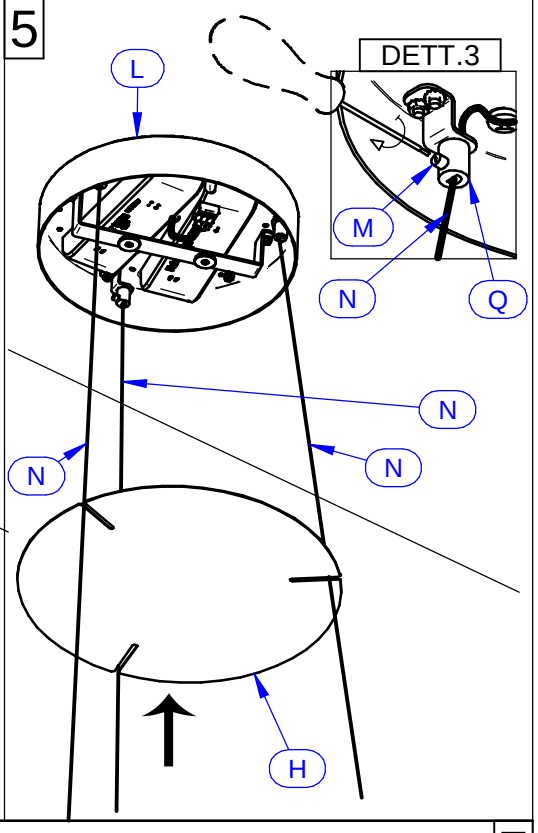

DETT.1

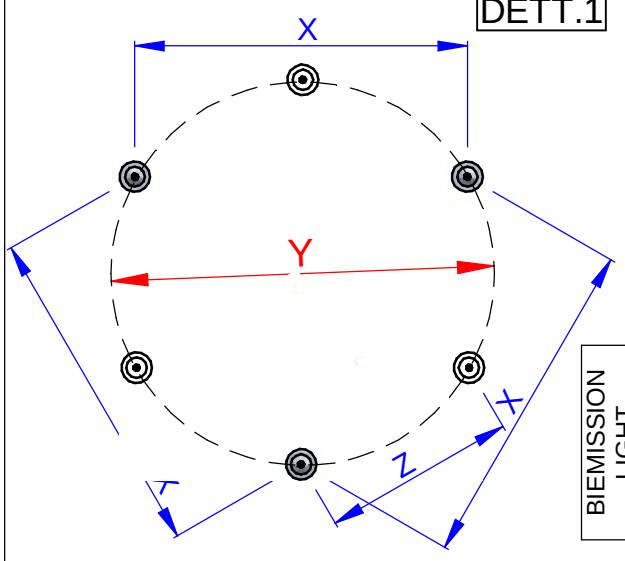

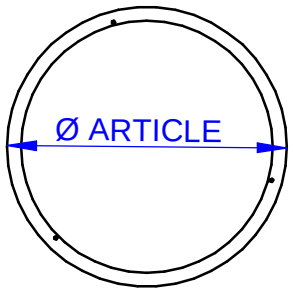

	Ø ARTICLE	n° cables	Xmm	Yø	Z
BIEMISSION LIGHT	Ø 740 mm	3	590	682	\
	Ø 910 mm	3	738	852	\
	Ø 1430 mm	3	1188	1372	\
	Ø 2450 mm	6	\	2412	1206

6

ON/OFF

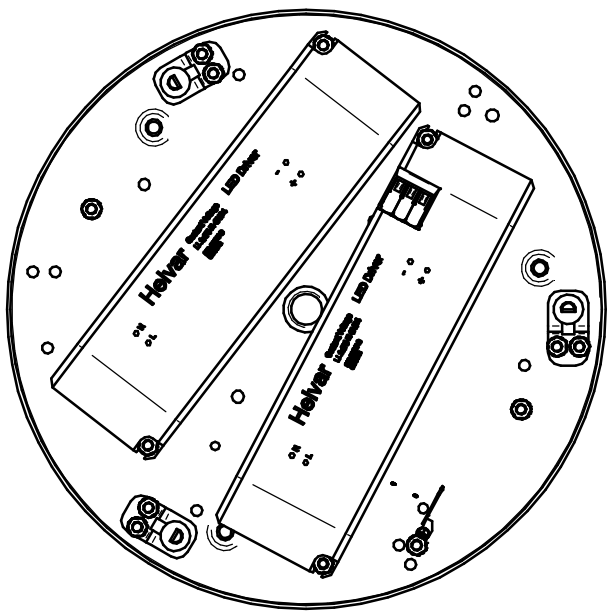

Type B

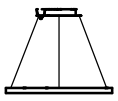

Electrical connection

7

DALI

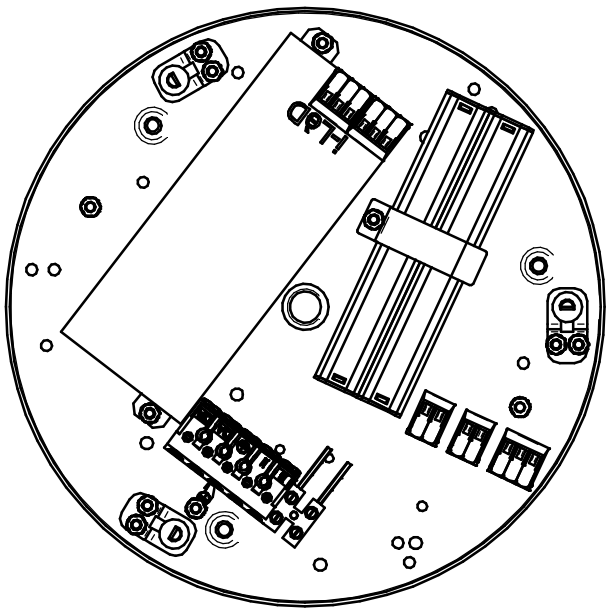

8

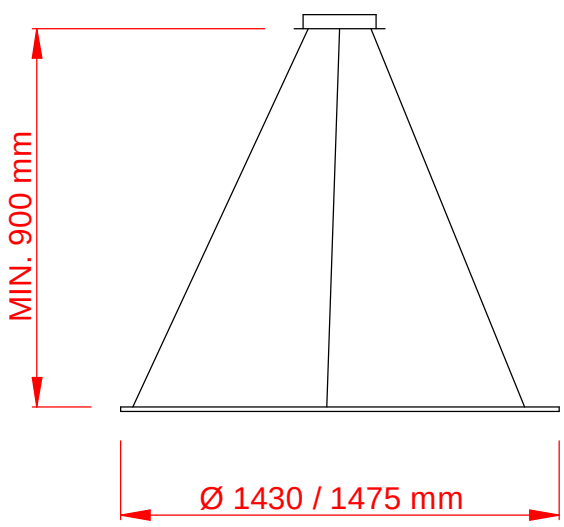

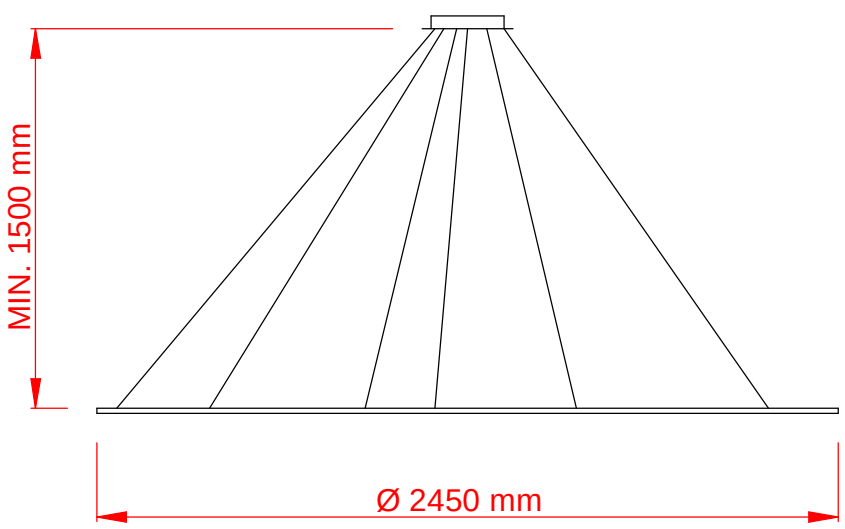



linea light group	**ISTRUZIONI DI MONTAGGIO** *MOUNTING INSTRUCTIONS*	**REVISIONE N°.** *REVISION N°.*	**DATA**	Q1455
		Rev. 4	**7/24/2026**	

SERIE | *SERIES*: TOUR_PI, TOUR_PD, TOUR_PU, TOUR_D

BRAND: i-LèD



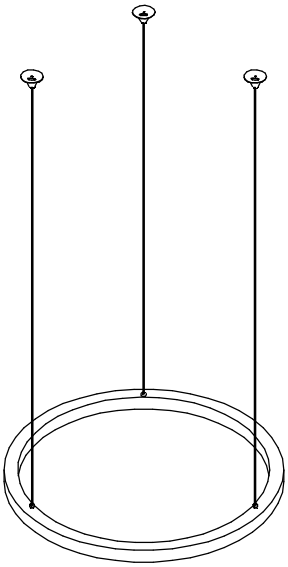

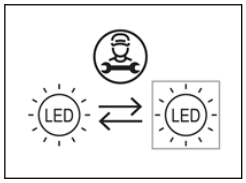

LISTA DEGLI ARTICOLI | *LIST OF FIXTURES*

CODE	*MODEL*	*Dimensions (LxWxH / Ø x H mm)*	*Electrical Insulation Class*	*POWER (W)*	*VOLTAGE (V)*	*WEIGHT (Kg)*	*IP*	*CRI*	*Energy class light source*			*No. light source*
									Temperature color LED [K]			
									2700	*3000*	*4000*	
C00413	TOUR_PD	Ø740x38 x H38	3	33	24 V CV	4,2	40	90	E	E	E	1
C00414		Ø910x38 x H38	3	41	24 V CV	5,2	40	90	E	E	E	1
C00415		Ø1430x38 x H38	3	70	24 V CV	7	40	90	E	E	E	1
C00424	TOUR_PU	Ø740x38 x H38	3	37,5	24 V CV	4,2	40	90	E	E	E	1
C00425		Ø910x38 x H38	3	45	24 V CV	5,2	40	90	E	E	E	1
C00426		Ø1430x38 x H38	3	70	24 V CV	7	40	90	E	E	E	1
C00428	TOUR_D	Ø740x38 x H76	3	75	24 V CV	4,2	40	90	E	E	E	2
C00429		Ø910x38 x H76	3	90	24 V CV	5,2	40	90	E	E	E	2
C00430		Ø1430x38 x H76	3	140	24 V CV	7	40	90	E	E	E	2
C00416	TOUR_PD	Ø2450x38 x H38	3	114	24 V CV	11	40	90	E	E	E	1
C00427	TOUR_PU	Ø2450x38 x H38	3	114	24 V CV	11	40	90	E	E	E	1
C00431	TOUR_D	Ø2450x38 x H76	3	224	24 V CV	11	40	90	E	E	E	2
C00854	TOUR_PI	Ø750x37 x H37	3	29	24 V CV	4,2	40	90	E	E	E	1
C00855		Ø945x37 x H37	3	36,5	24 V CV	5,2	40	90	E	E	E	1
C00856		Ø1475x37 x H37	3	57,5	24 V CV	7	40	90	E	E	E	1

ACCESSORI NON INCLUSI | *NOT INCLUDED ACCESSORIES*

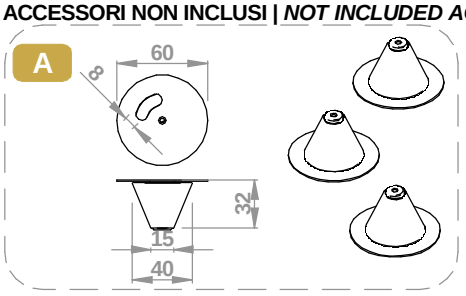

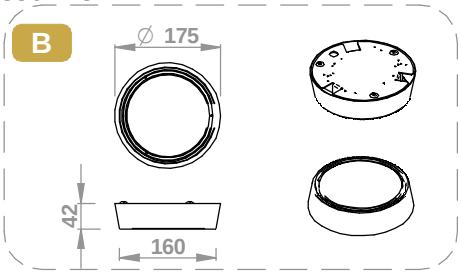

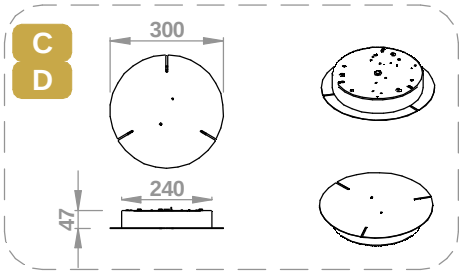

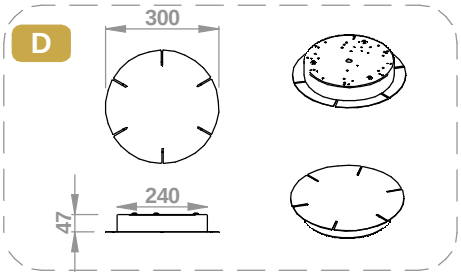

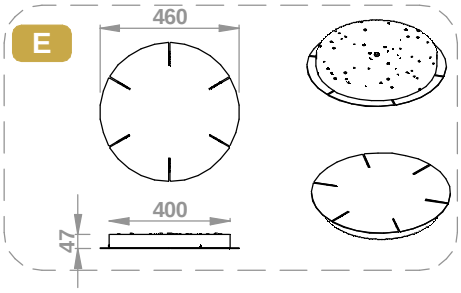

SERIE | *SERIES*: TOUR_PI, TOUR_PD, TOUR_PU, TOUR_D

BRAND: i-LèD

EMISSIONE TOTALE *TOTAL EMISSION* 

EMISSIONE SEPARATA *SEPARATE EMISSION* 

ALIMENTATORI REMOTI | *REMOTE DRIVER* | 24V CV

REASON_75
75W



99374 ON | OFF

REASON_150
150W



99331 ON | OFF
99332 0/1-10V

STORMSHIELD
120W



99722 ON | OFF

STORMSHIELD
240W



99786 ON | OFF

POWER 150W



83333 DALI 2 | PUSH

POWER 240W



C-E400002 DALI 2 | PUSH

DRIVER BUS DALI

DALI Power Supply



99309
99310
C-E300002 (30 devices)

CONVERTER

Scene COM EVO



83146

Bird Maxi



83042 DALI 2 | PUSH | 0/1-10V

CONTROLLER DALI

DALI XC



99311

MASTER DALI 2

OPTI Touch 4"



C-E700019 + 83009 (driver)

OPTI Touch 7"



C-E700020 + 83009 (driver)

EMISSIONE TOTALE | *TOTAL EMISSION* 

EMISSIONE SEPARATA *SEPARATE EMISSION* 

	CODICI ROSONI | CEILING ROSE REFS.	Ø [mm]	N° ASOLE SLOTS	3 CAVI x ASOLA 3 CABLES x SLOT	ON-OFF	PHASE CUT	DALI	DALI2	0/1-10V	PUSH	N° DRIVER	POWER [W]
TOUR												
B	64010, 64011, 64013, 64012	175	3		x	x				x	1	50
	64020, 64021, 64023, 64022	175	3		x		x		x		1	70
C	64578, 65142, 64039, 64038	300	3		x						1	90
	64030, 64031, 64033, 64032	300	3			x						100
	C-F300013, C-F300014, C-F300015, C-F300016	300	3				x			x	1	75
	65324, 65326, C-F300011, C-F300012	300	3		x						2	75 + 75
	C-F300017, C-F300018, C-F300019, C-F300020	300	3					x		x	2	75 + 75
	C-F300054, C-F300055, C-F300056, C-F300057	300	3					x		x	1	150
D	64066, 64067, 64069, 64068	300	6		x						1	150
	64060, 64061, 64063, 64062	300	6			x					1	100
	65336, 65338, C-F300021, C-F300022	300	6		x						2	150 + 150
	C-F300027, C-F300029, C-F300030, C-F300031	300	6					x		x	1	150
E	65412, 65413, C-F300032, C-F300033	460	6	x	x						3	150 + 150 + 150
	C-F300038, C-F300039, C-F300040, C-F300041	460	6	x				x		x	3	75 + 100 + 150
	C-F300034, C-F300035, C-F300036, C-F300037	460	6	x				x		x	2	150 + 150

SERIE | *SERIES*: TOUR_PI, TOUR_PD, TOUR_PU, TOUR_D

BRAND: i-LèD

NELLE MISURE PROPOSTE DEVONO ESSERE CONSIDERATE TOLLERANZE CHE ESISTONO IN PROFILI DI ALLUMINIO CURVATI
THE PROPOSED DIMENSIONS MUST TAKE INTO ACCOUNT THE TOLERANCES INHERENT TO CURVED ALUMINUM PROFILES

TOUR_PI, TOUR PD, TOUR PU, TOUR D

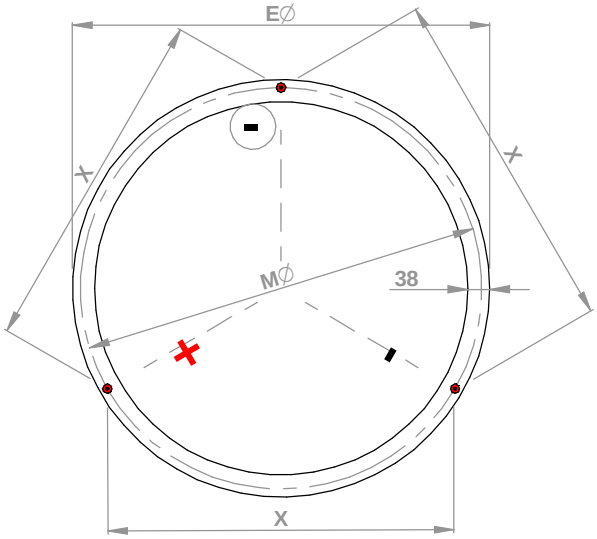

CODICI | REFS.	E∅ [mm]	M∅ [mm]	N° CAVI *CABLES*	X	H1	H2	N° EMISSION	POWER [W]
C00413	740	682	3	590	38		1	33
C00414	910	852	3	737	38		1	41
C00415	1430	1372	3	1188	38		1	52
C00424	740	682	3	590	38		1	37,5
C00425	910	852	3	737	38		1	45
C00426	1430	1372	3	1188	38		1	70
C00428	740	682	3	590		76	2	75
C00429	910	852	3	737		76	2	90
C00430	1430	1372	3	1188		76	2	140
C00437	740	682	3	590	38	76	1	38
C00439	910	852	3	737	38	76	1	46
C00442	1430	1372	3	1188	38	76	1	68
C00416	2450	2392	6	1200	38		1	114
C00427	2450	2392	6	1200	38		1	114
C00431	2450	2392	6	1200		76	2	224
C00854	750	713	3	626	37		1	29
C00855	945	908	3	792	37		1	36,5
C00856	1475	1438	3	1252	37		1	57,5

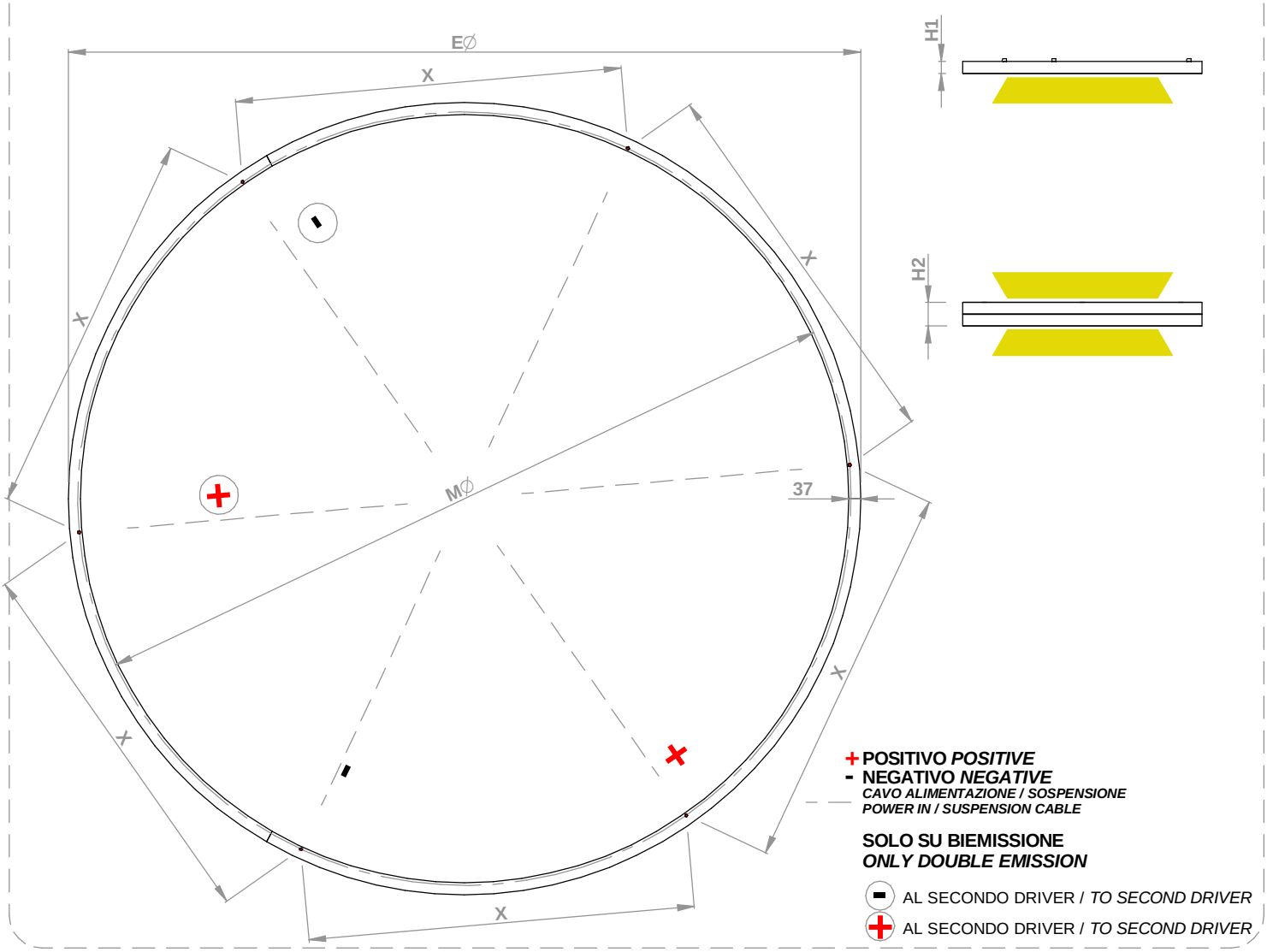

SERIE | *SERIES*: TOUR_PI, TOUR_PD, TOUR_PU, TOUR_D

BRAND: i-LèD

FISSAGGIO INSTALLAZIONE SENZA ROSONE | FIXING NO CEILING ROSE

A

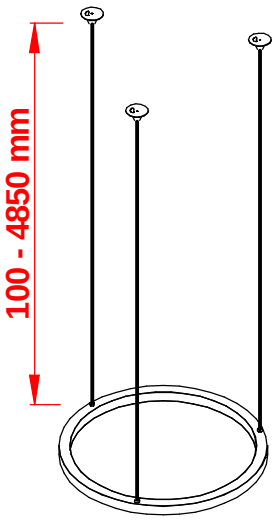

A 1

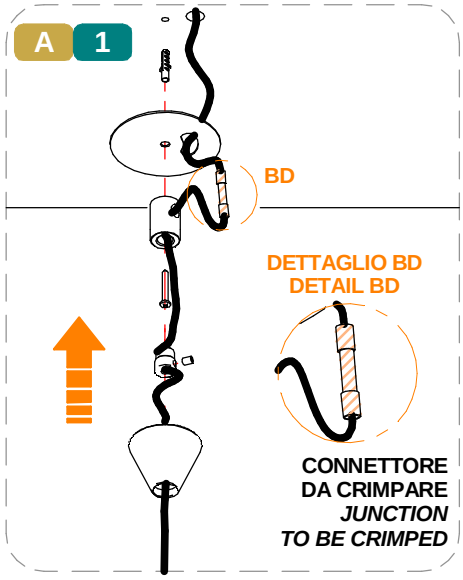

A 2

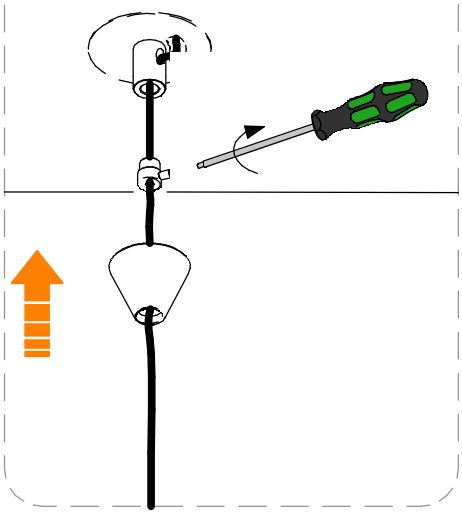

INSTALLAZIONE ROSONE | CEILING ROSE

B
C
D
E

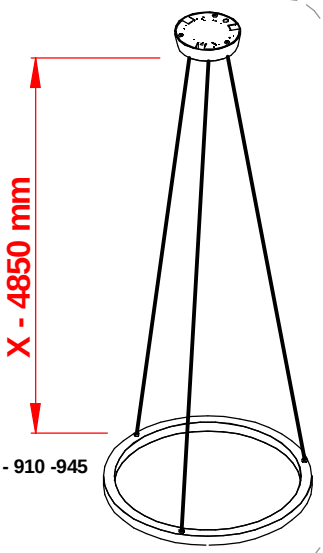

X

700mm
ϕ 740 - 750 - 910 -945
900mm
ϕ 1430
1500mm
ϕ 2450

B 1

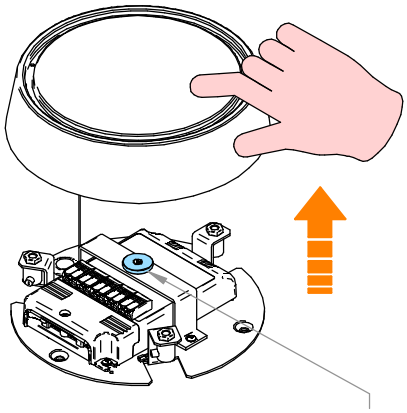

B 2

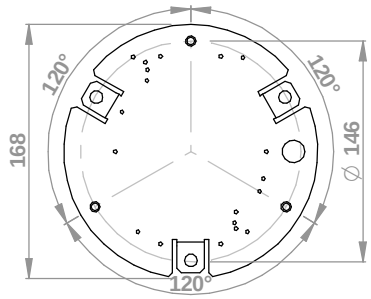

B 3

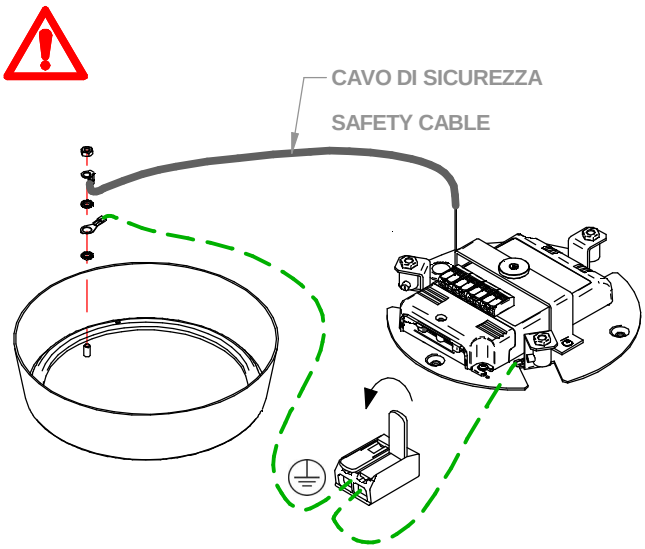

B 4

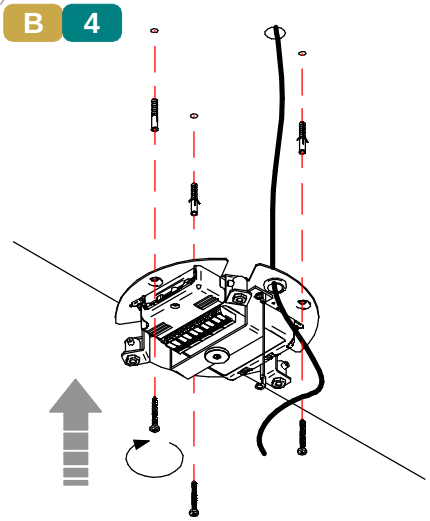

SERIE | *SERIES*: TOUR_PI, TOUR_PD, TOUR_PU, TOUR_D

BRAND: i-LèD

B 5

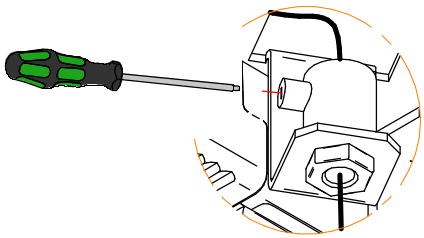

DETTAGLIO BC
DETAIL BC

B 6

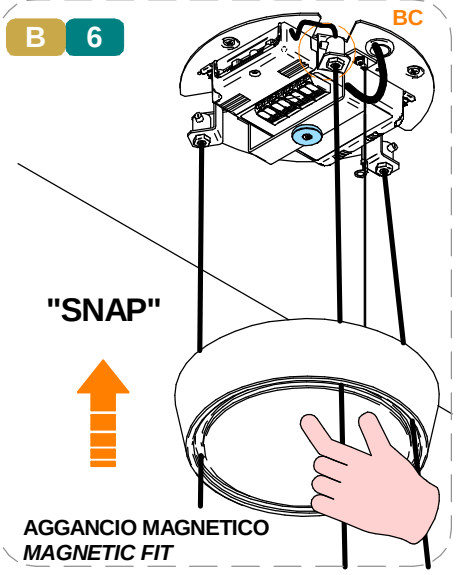

AGGANCIO MAGNETICO
MAGNETIC FIT

C 1
D
E

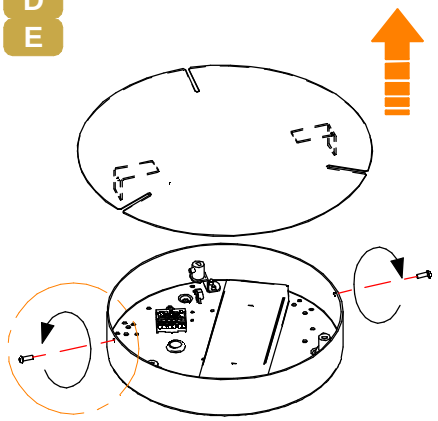

AW

C 1
D
E

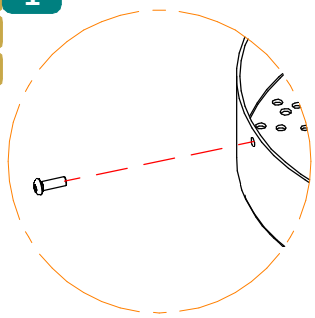

DETTAGLIO AW
DETAIL AW

C 1
D
E

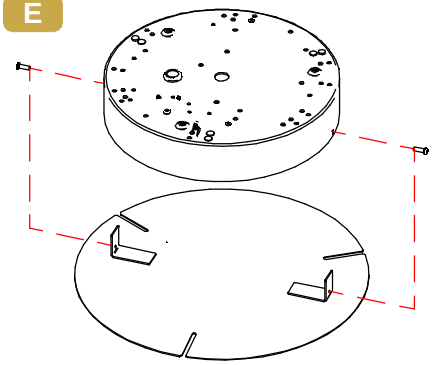

C 2
D

ϕ 300mm

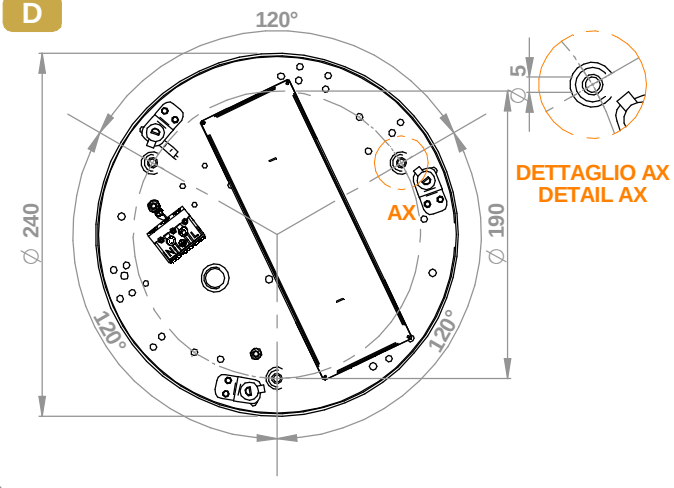

DETTAGLIO AX
DETAIL AX

E 2

ϕ 460mm

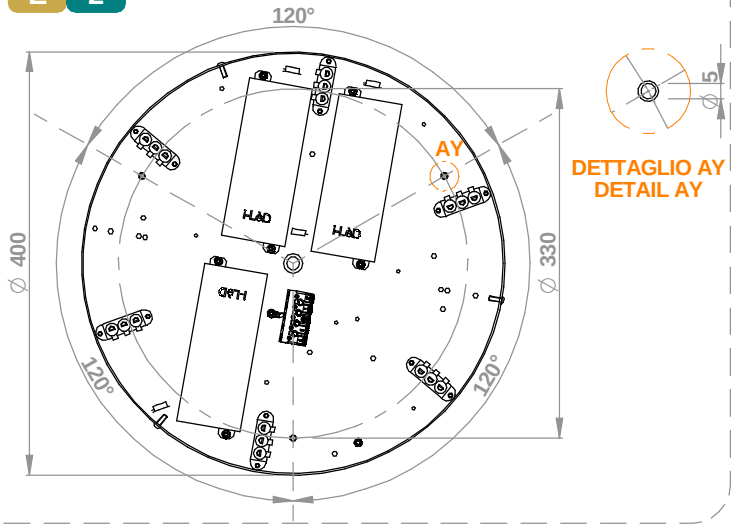

DETTAGLIO AY
DETAIL AY

SERIE | *SERIES*: TOUR_PI, TOUR_PD, TOUR_PU, TOUR_D
BRAND: i-LèD

C 3
D
E

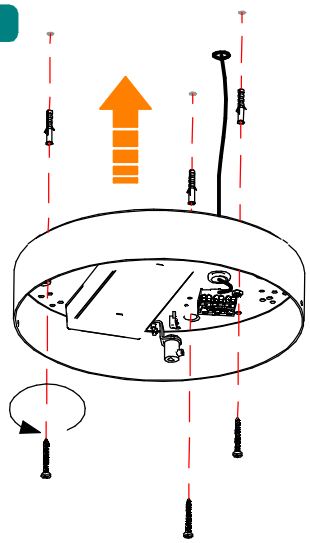

C 4
D

ϕ 300mm

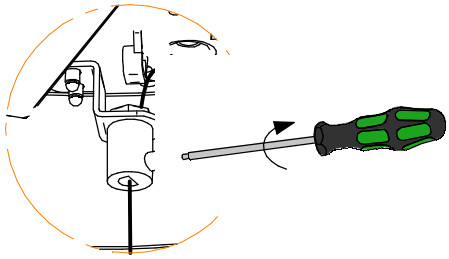

DETTAGLIO AZ
DETAIL AZ

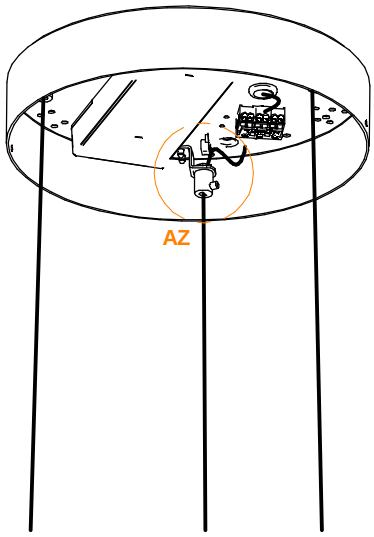

E 4

ϕ 460mm

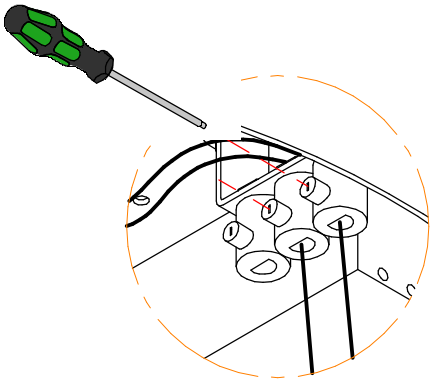

DETTAGLIO BA
DETAIL BA

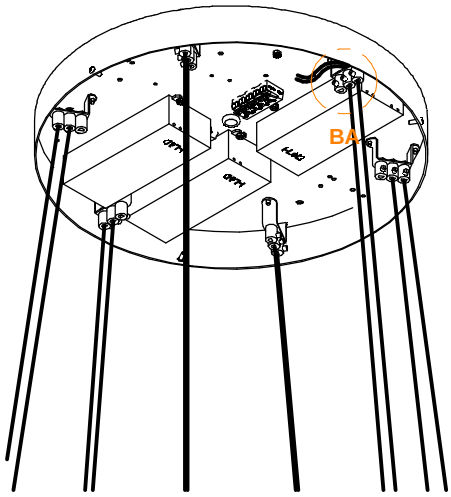

C 5
D
E

ϕ 300mm | 2x VITI | *SCREWS*
ϕ 460mm | 3x VITI | *SCREWS*

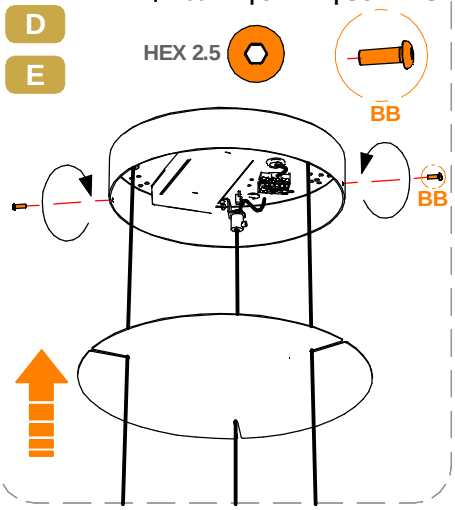

TOUR ϕ 2450mm ASSEMBLAGGIO DI PARTI E DIFFUSORI | *TOUR ϕ 2450mm PARTS AND DIFFUSER ASSEMBLY*

1.A

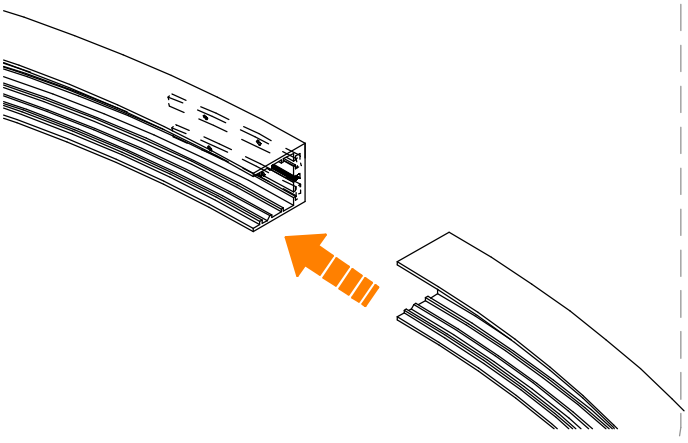

1.B

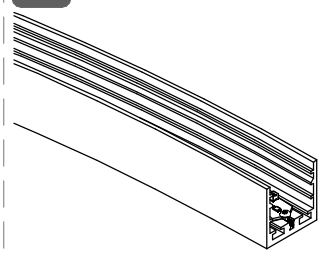

DETTAGLIO BT
DETAIL BT

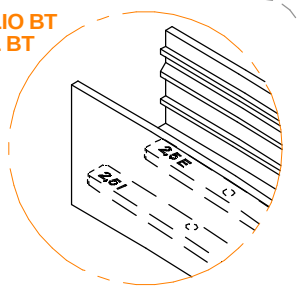

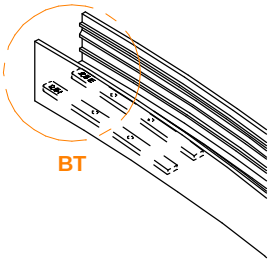

SERIE | *SERIES*: TOUR_PI, TOUR_PD, TOUR_PU, TOUR_D

BRAND: i-LèD

2.A

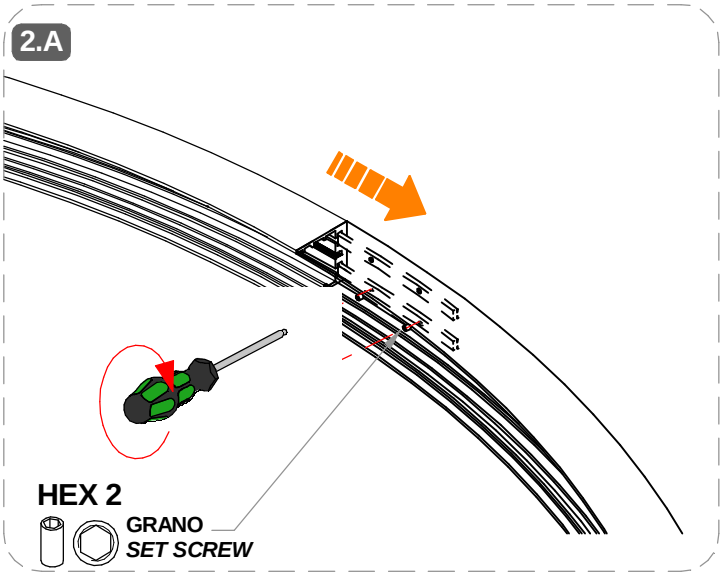

2.B

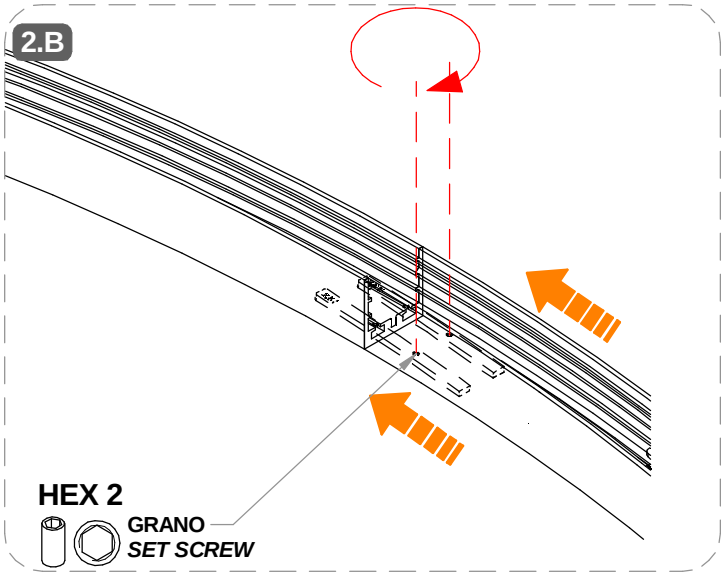

3

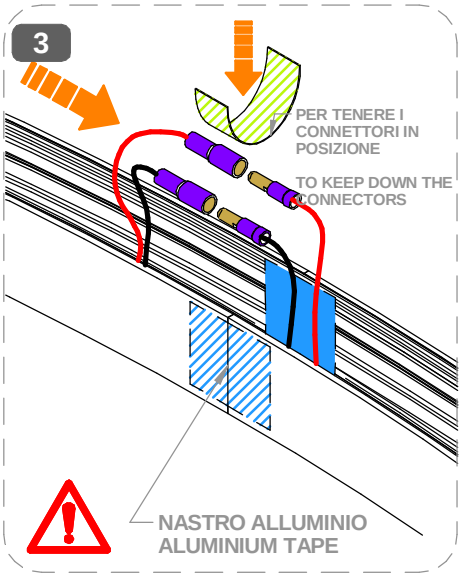

4

SE NON APPLICATO LA LUCE USCIRA DALLA GIUNZIONE

IF NOT APPLIED THE LIGH WILL BE VISIBLE COMING FROM THE JOINT



5

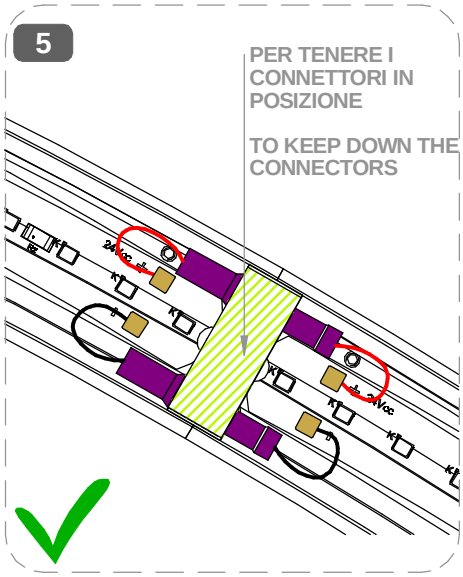

6

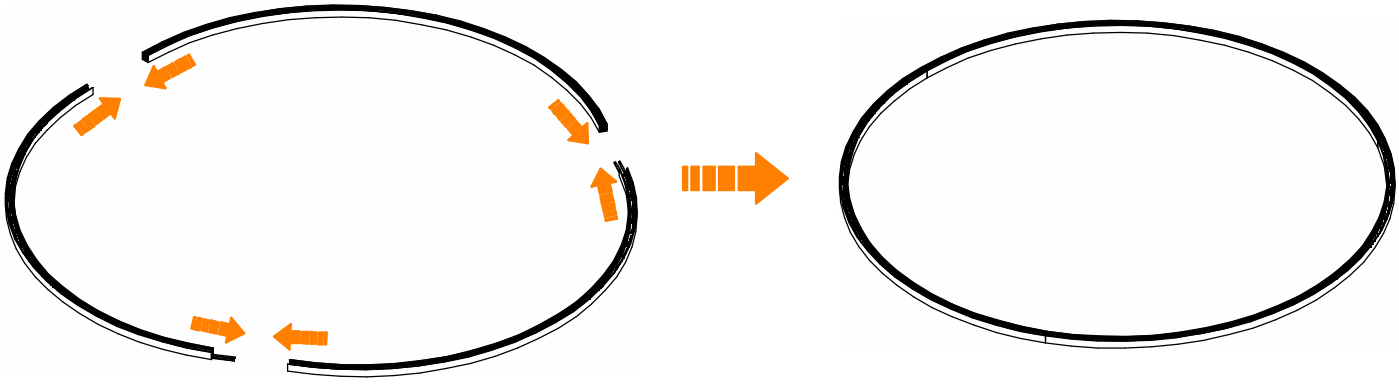

SERIE | *SERIES*: TOUR_PI, TOUR_PD, TOUR_PU, TOUR_D
BRAND: i-LèD

7

DIFFUSORE SILICONICO IN ROTOLO

SILICONE DIFFUSER SPOOLED

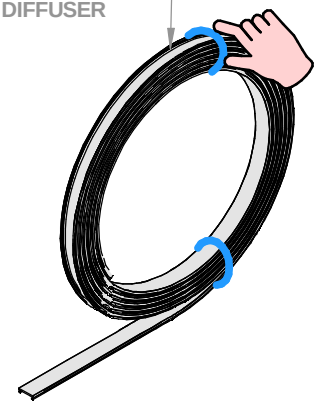

8

SVOLGERE IL ROTOLO SU DI UNA SUPEFICE PULITA

UNROLL THE DIFFUSER ON A CLEAN SURFACE



9

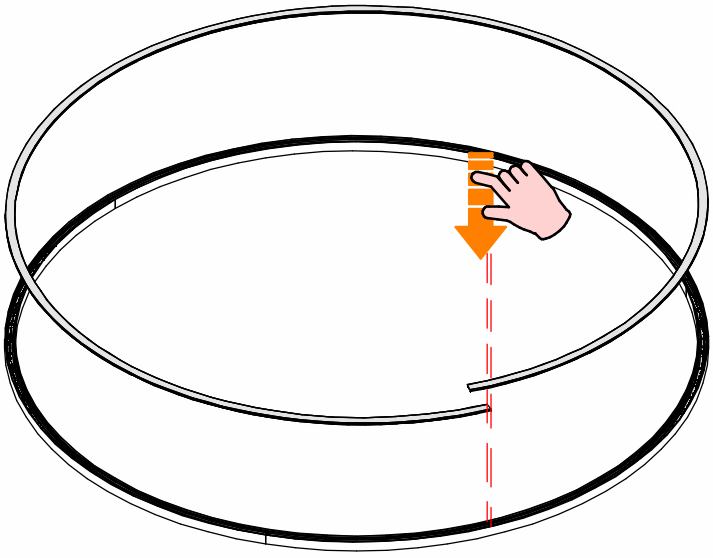

10

PREMERE IL DIFFUSORE LATERALMENTE ALL'INTERNO DEL PROFILO ACCOMPAGNANDOLO PROGRESSIVAMENTE CON LE DITA, EVIDENZIATO IN BLU

PRESS THE DIFFUSER FROM THE SIDES INSIDE THE PROFILE, KEEP CONSTAN PRESSURE WITH FINGERS, HIGHLIGHTED IN BLUE

11

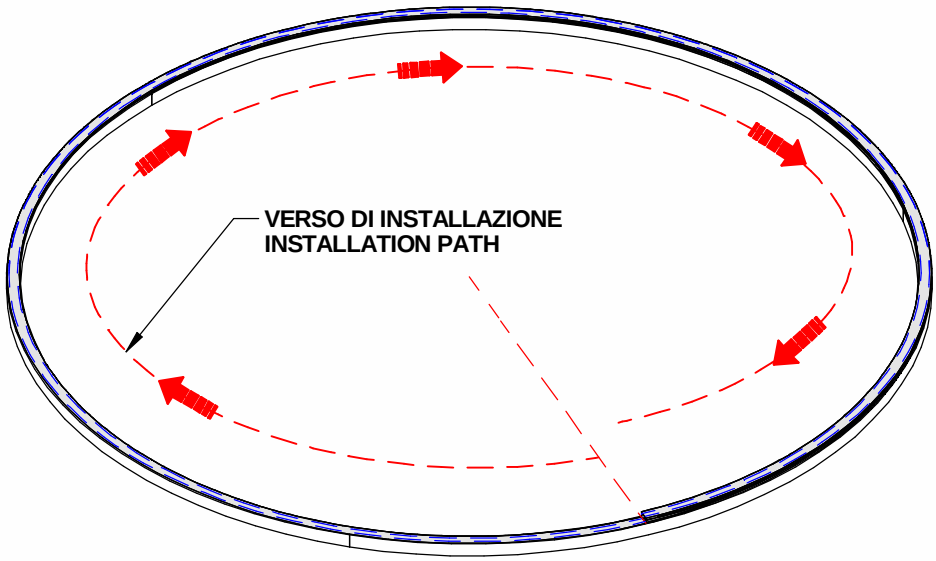

SERIE | *SERIES*: TOUR_PI, TOUR_PD, TOUR_PU, TOUR_D

BRAND: i-LèD

12

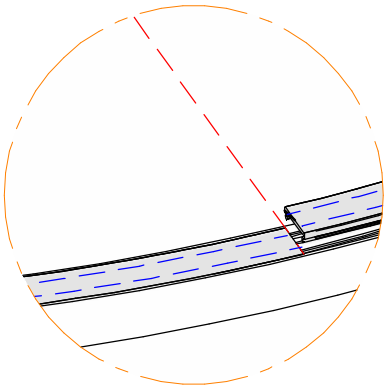

DETTAGLIO A
DETAIL A

13

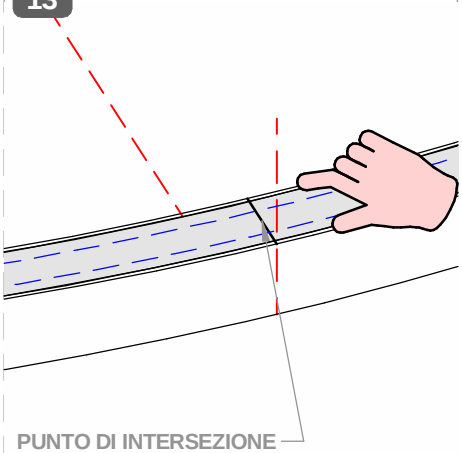

14

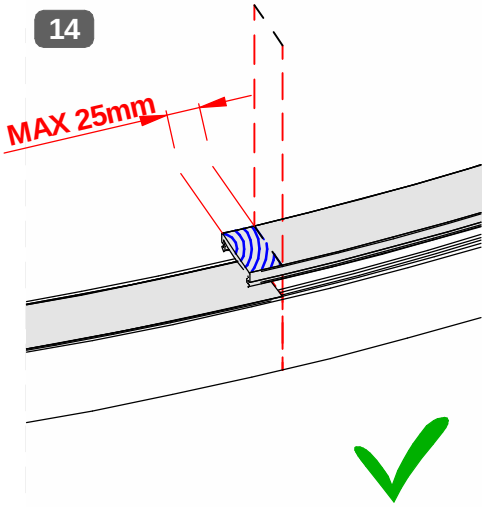

15

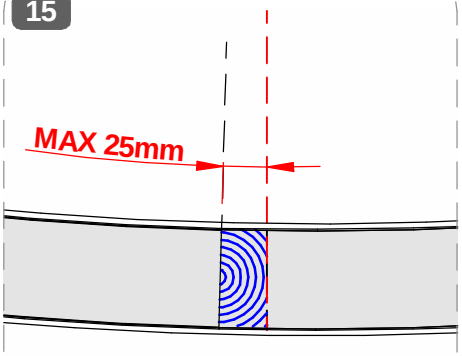

16

SE MAGGIORE DI 25mm TAGLIARE LA PARTE ECCEDENTE, MANTENENDO I 25mm DI SOVRAPPOSIZIONE

IF EXCESS LENGHT IS MORE THAN 25mm, TRIM THE DIFFUSER, KEEPING THE 25mm EXCESS

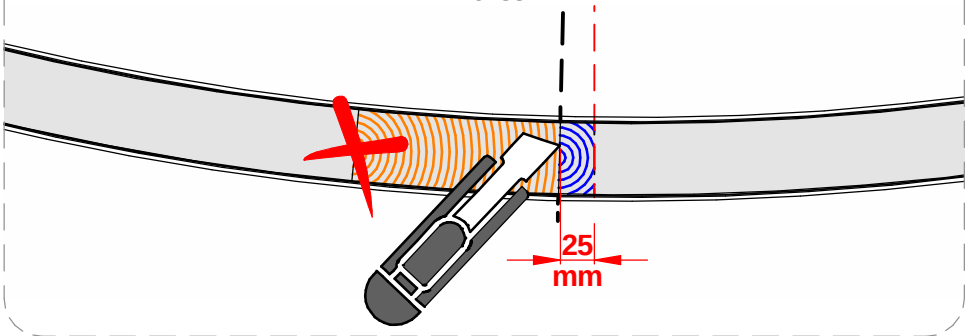

17

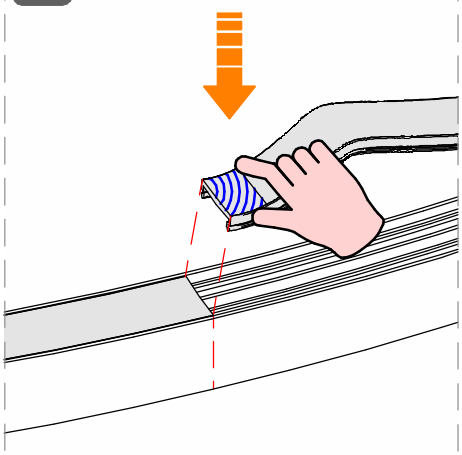

18

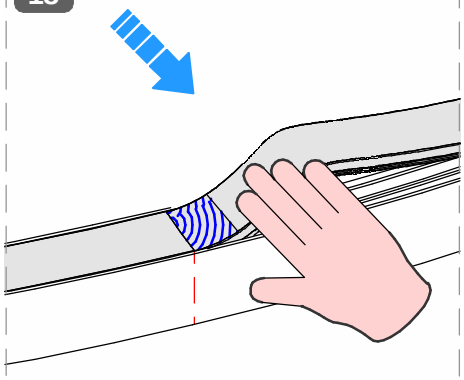

19

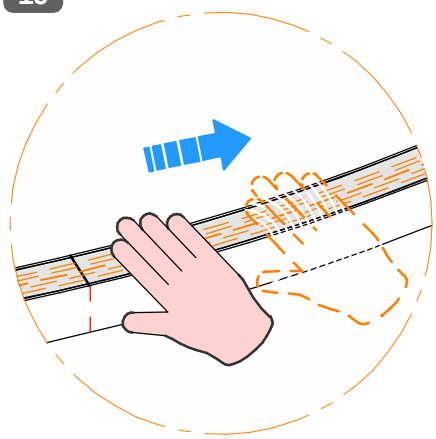

DETTAGLIO D
DETAIL D

SERIE | *SERIES*: TOUR_PI, TOUR_PD, TOUR_PU, TOUR_D

BRAND: i-LèD

MARRONE / BROWN = LINEA / *LINE*
AZZURRO / LIGHT BLUE = NEUTRO / *NEUTRAL*
GIALLO-VERDE / YELLOW-GREEN = TERRA / EARTH CPC | PE

20

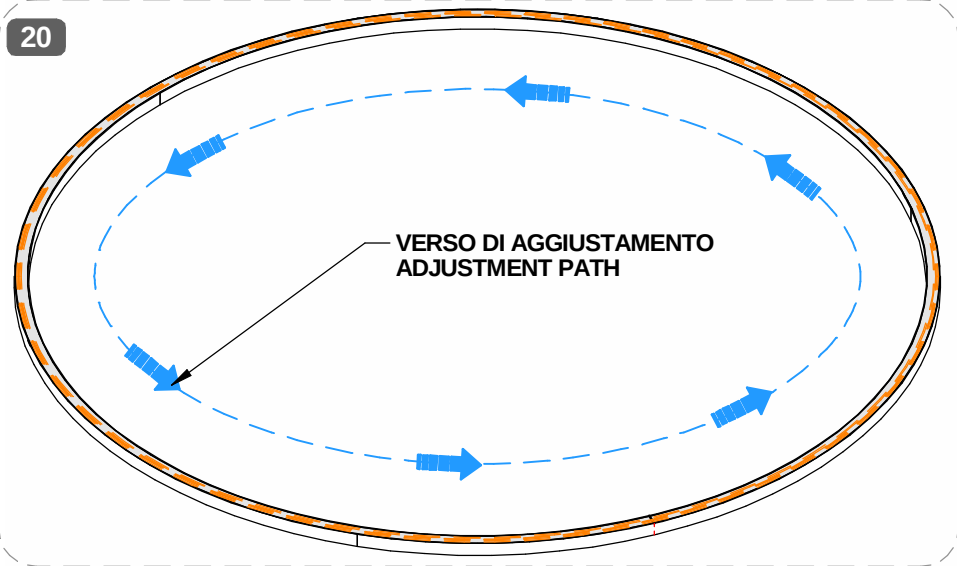

21

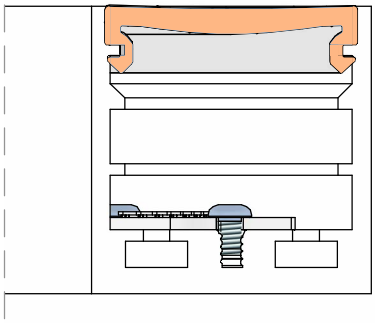

22

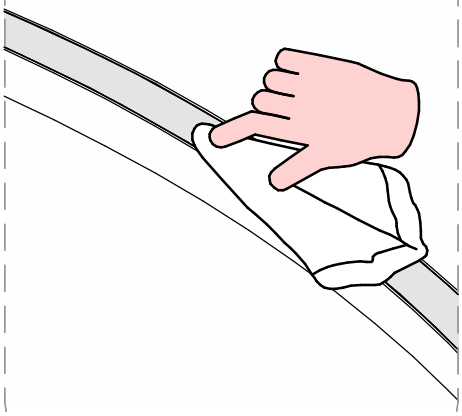

CABLAGGIO / *WIRING*

1



TUTTE LE OPERAZIONI DI COLLEGAMENTO ALLA RETE ELETTRICA DEVONO ESSERE CONDOTTE IN MANCANZA DI TENSIONE

ALL THE WIRING OPERATION MUST BE PERFORMED WITH MCB IN OFF POSITION

2



SE IL PRODOTTO E' DEFINITO IN CLASSE 1, IL CONDUTTORE DI MESSA A TERRA DI PROTEZIONE DEVE ESSERE SEMPRE COLLEGATO

IF THE FITTING IS CLASS 1 RATED, THE CPC | EARTH | PE CONDUCTOR MUST BE CONNECTED

3



SE L'IMPIANTO E' STATO COMPLETATO ED E' IN SICUREZZA, PUO' ESSERE ALIMENTATO

WHEN THE CIRCUIT IS COMPLETED AND SAFE, MCB CAN BE SET IN ON POSITION

TIPO DI CONNESSIONE *TYPE OF CONNECTION*

X: Se il cavo flessibile esterno di questo apparecchio è danneggiato, deve essere sostituito da un cavo speciale, disponibile esclusivamente presso il fabbricante, o il suo servizio di assistenza.
***X:** If the external flexible cable of this appliance is dameged, it must be replaced with a special cable, which is only avaible from the manufacturer or its service department.*

Y: Se il cavo flessibile esterno di questo apparecchio è danneggiato, deve essere sostituito esclusivamente dal fabbricante, dal suo servizio di assistenza o da personale qualificato equivalente, al fine di evitare pericoli.
***Y:** If the external flexible cable of this appliance is dameged, it must only be replaced by the manufacturer, its service department or equivalent qualified personell in order to avoid danger.*

Z: Il cavo flessibile esterno di questo apparecchio non può essere sostituito; se il cavo è danneggiato l'apparecchio deve essere distrutto.
***Z:** The external flexible cable fo this appliance cannot be replaced; if the cable is dameged, the appliance must be destroyed.*

SE IL PRODOTTO E' DEFINITO IN CLASSE 3, IL CIRCUITO SECONDARIO A BASSA TENSIONE DEVE ESSERE COLLEGATO ALL'ALIMENTATORE PRIMA CHE QUESTO SIA SOTTO TENSIONE

IF THE FITTING IS CLASS 3 RATED, THE LOW VOLTAGE CIRCUIT MUST BE WIRED BEFORE THE POWER SUPPLY IS POWERED ON

SE IL CARICO VENISSE COLLEGATO AD ALIMENTATORE SOTTO TENSIONE, I PRODOTTI POTREBBERO DANNEGGIARSI, SUBENDO UN DANNO DA SOVRATENSIONE
IF THE LOAD IS WIRED TO AN ALREADY ON POWER SUPPLY, THE FITTINGS COULD BE DAMAGED BY VOLTAGE SURGE

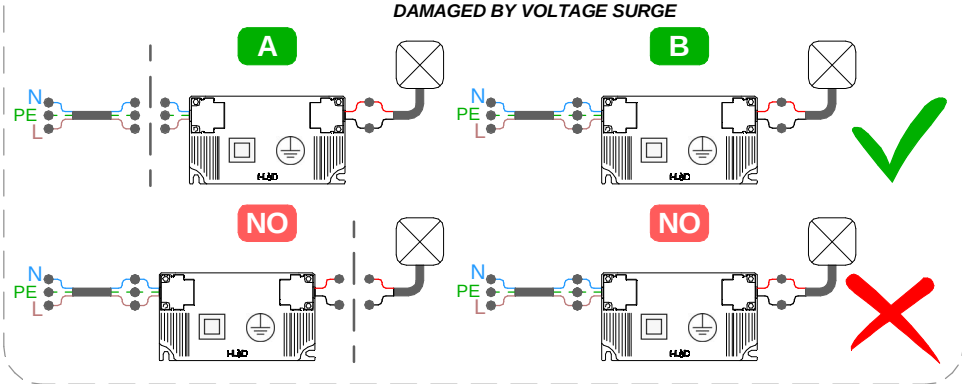

Per ridurre il rischio di strangolamento, il cavo flessibile collegato all'aparecchio deve essere efficacemente fissato alla parete, se si trova all'interno del volume di accessibilità.
To reduce the risk of strangulation, the flexible cable connected to the device must be securely fixed to the wall if it is located within the accessible area.

SERIE | *SERIES*: TOUR_PI, TOUR_PD, TOUR_PU, TOUR_D

BRAND: i-LèD

COMBINAZIONE COLORI CONDUTTORI / *CABLE COLOR CODING*

BASSA TENSIONE | *LOW VOLTAGE* DC

ROSSO | *RED* = ***POSITIVO + / POSITIVE +***
NERO | *BLACK* = **NEGATIVO - / *NEGATIVE -***

ETICHETTA ARGENTATA
SILVER LABEL

CAVO DALI / *DALI CABLE*

DALI
AZZURRO | *LIGHT BLUE* = **DA 1**
AZZURRO | *LIGHT BLUE* = **DA 2**

CAVO 1-10V / 1-10V *CABLE*

1-10V
VERDE | *GREEN* = ***1-10V + POSITIVO | POSITIVE***
GIALLO | *YELLOW* = ***1-10V - NEGATIVO | NEGATIVE***

CAVO PUSH / *PUSH CABLE*

PUSH
MARRONE | BROWN = **DA | L = LINEA / *LINE***
AZZURRO / *LIGHT BLUE*= **DA | N = NEUTRO / *NEUTRAL***
NERO | *BLACK* = **DA/L**
BIANCO | *WHITE* = **DA/N**

LEGENDA GENERICA | *GENERIC REFERS*

INTERFACCIA | *CONTROLLER* | **DALI 2 | PUSH**
INTERFACCIA | *CONTROLLER* | **DALI 1 | 0/1-10V**
FORI DI FISSAGGIO | *FIXING HOLES*
FORI PASSAGGIO E BLOCCO CAVI | *CABLE FIXING HOLES*

CODE	*MODEL*	*POWER [W]*	*DOWN EMISSION [W]*	*UP EMISSION [W]*	EMISSIONE TOTALE *TOTAL EMISSION* DRIVER				EMISSIONE SEPARATA *SEPARATE EMISSION* DRIVER | DRIVER + DIMMER	
					ON-OFF	0/1-10V	DALI 2	PUSH	ON-OFF	DALI 2 | PUSH | 0/1-10V
C00413	TOUR_PD	33	-	-	99374	99332	99722 83333 C-E400002	83333 C-E400002	-	-
C00414		41								
C00415		52								
C00424	TOUR_PU	37,5								
C00425		45								
C00426		70								
C00428	TOUR_D	75	37,5	37,5					99374 (2pcs.)	99374 (1pcs.) + 83042 (2pcs.)
C00429		90	45	45	99331	99332	99722 83333 C-E400002	83333 C-E400002		99331 (1pcs.) + 83042 (2pcs.)
C00430		140	70	70						
C00416	TOUR_PD	114	-	-					-	-
C00427	TOUR_PU	114								
C00431	TOUR_D	224	112	112	99786	99786 + 83042	C-E400002	C-E400002	99331 (2pcs.)	99786 (1pcs.) + 83042 (2pcs.)
C00854	TOUR_PI	29	-	-	99374	99332	99722 83333 C-E400002	83333 C-E400002	-	-
C00855		36,5								
C00856		57,5								

DRIVER REMOTO SINGOLA ACCENSIONE | *REMOTE DRIVER SINGLE POWER ON*

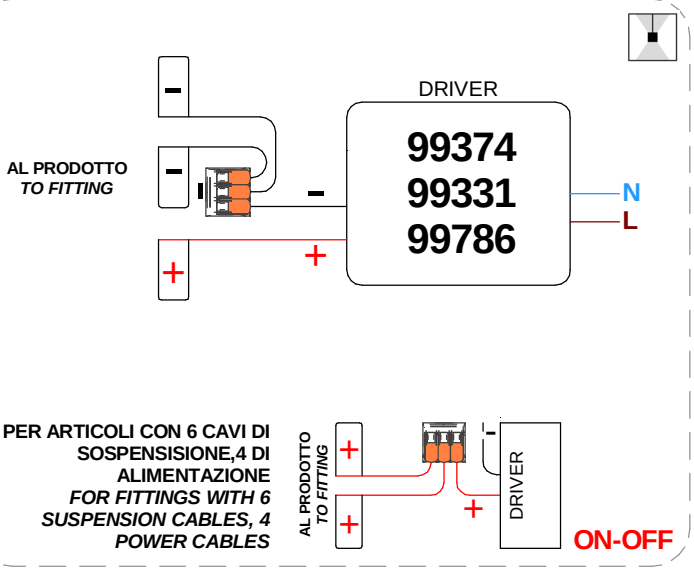

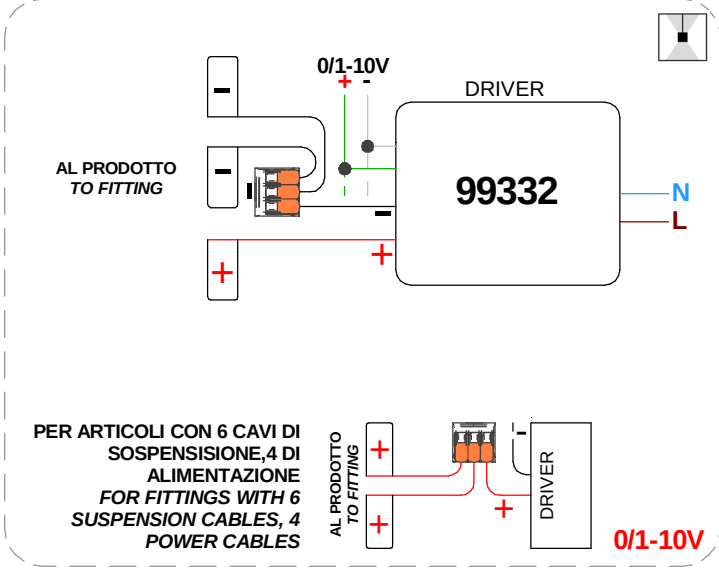

SERIE | *SERIES*: TOUR_PI, TOUR_PD, TOUR_PU, TOUR_D

BRAND: i-LèD

MARRONE / BROWN = LINEA / *LINE*
AZZURRO / LIGHT BLUE = NEUTRO / *NEUTRAL*
GIALLO-VERDE / YELLOW-GREEN = TERRA / EARTH CPC | PE

DALI

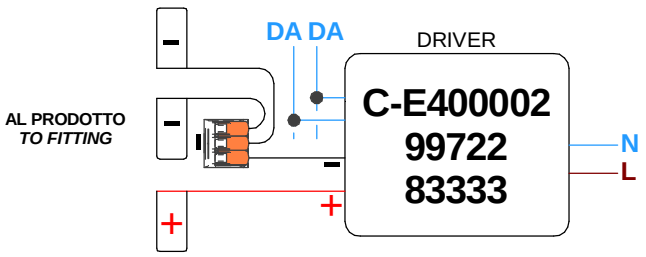

PER ARTICOLI CON 6 CAVI DI SOSPENSISIONE,4 DI ALIMENTAZIONE
FOR FITTINGS WITH 6 SUSPENSION CABLES, 4 POWER CABLES

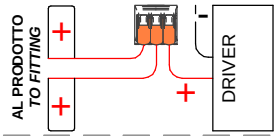

PUSH

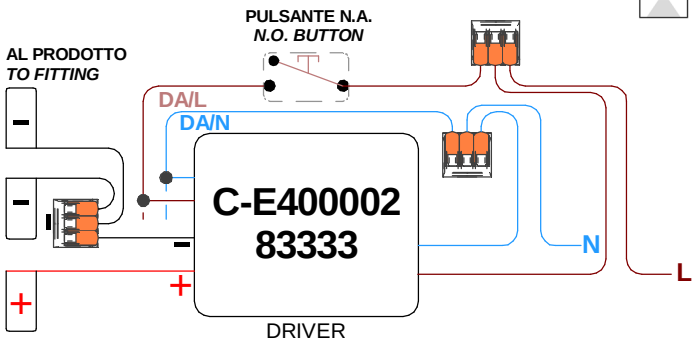

PER ARTICOLI CON 6 CAVI DI SOSPENSISIONE,4 DI ALIMENTAZIONE
FOR FITTINGS WITH 6 SUSPENSION CABLES, 4 POWER CABLES

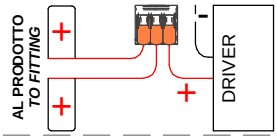

ALIMENTATORE REMOTO DOPPIA ACCENSIONE | *REMOTE DRIVER DOUBLE POWER ON*

ON-OFF

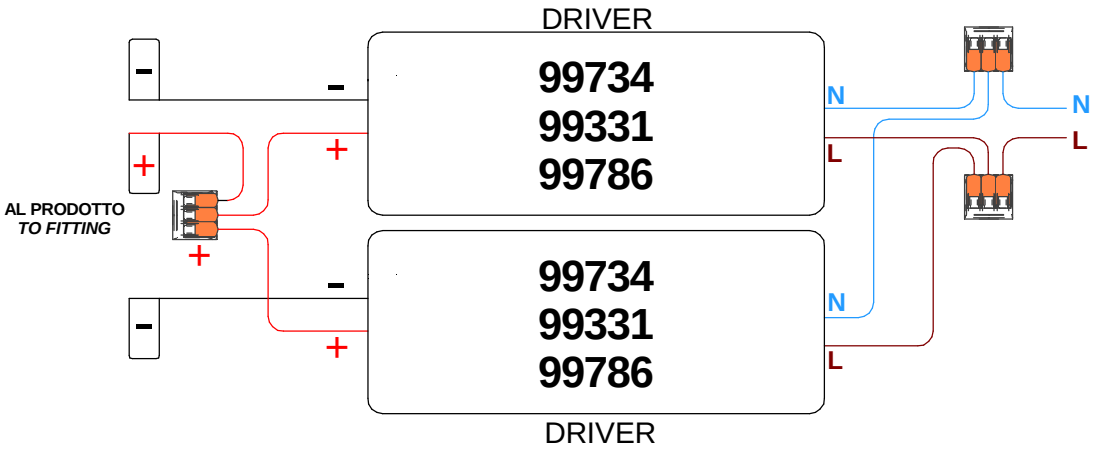

ALIMENTATORE REMOTO CON CONVERTITORE 83042 | *REMOTE DRIVER USING CONVERTER 83042*

DIMMING SET

Dimming	1	2	3	4	5
SLAVE DL D/P Rev.1	-	-	-	-	-
Push Slow	ON	-	-	-	-
Push Fast	-	ON	-	-	-
Push Up/Down	ON	ON	-	-	-
DALI	-	-	ON	-	-
1-10V for passive resistor	-	ON	ON	-	ON
1-10V for active systems	-	ON	ON	-	-
0-10V for active systems	ON	-	ON	-	-
0-10V for passive resistor	ON	-	ON	-	ON
Slave DL D/P 12 48, AL20D/P, AL42D/P	ON	ON	ON	-	-
Output PWM Freq. 244Hz	X	X	X	-	X
Output PWM Freq. 2KHz	X	X	X	ON	X



DETTAGLIO B
DETAIL B

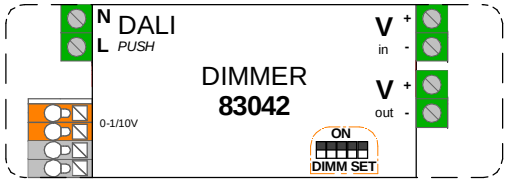

B

SERIE | *SERIES*: TOUR_PI, TOUR_PD, TOUR_PU, TOUR_D

BRAND: i-LèD

MARRONE / BROWN = LINEA / *LINE*
AZZURRO / LIGHT BLUE = NEUTRO / *NEUTRAL*
GIALLO-VERDE / YELLOW-GREEN = TERRA / EARTH CPC | PE

ALIMENTATORE REMOTO SINGOLA ACCENSIONE CON CONVERTITORE 83042 | *REMOTE DRIVER SINGLE POWER ON USING CONVERTER 83042*

0/1-10V

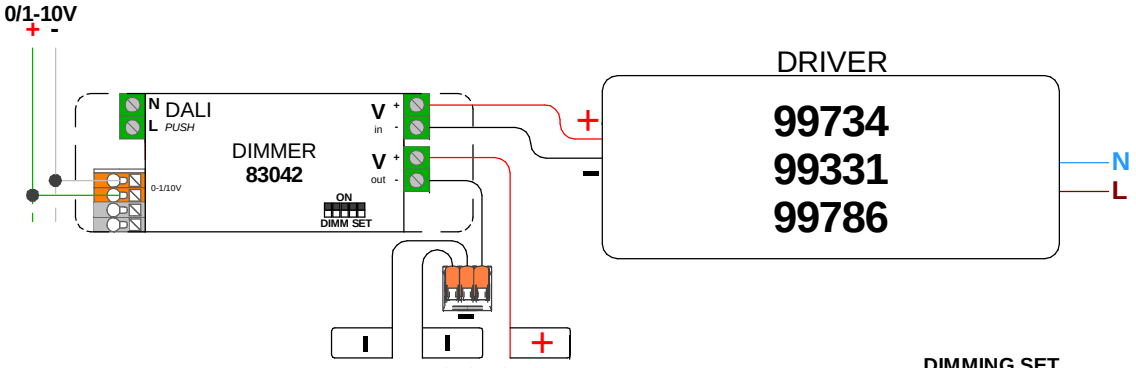

PER ARTICOLI CON 6 CAVI DI SOSPENSISIONE,4 DI ALIMENTAZIONE
FOR FITTINGS WITH 6 SUSPENSION CABLES, 4 POWER CABLES

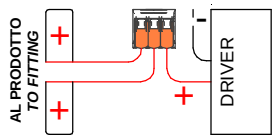

DIMMING SET

Dimming	1	2	3	4	5
1-10V for passive resistor	-	ON	ON	-	ON
1-10V for active systems	-	ON	ON	-	-
0-10V for active systems	ON	-	ON	-	-
0-10V for passive resistor	ON	-	ON	-	ON

DALI

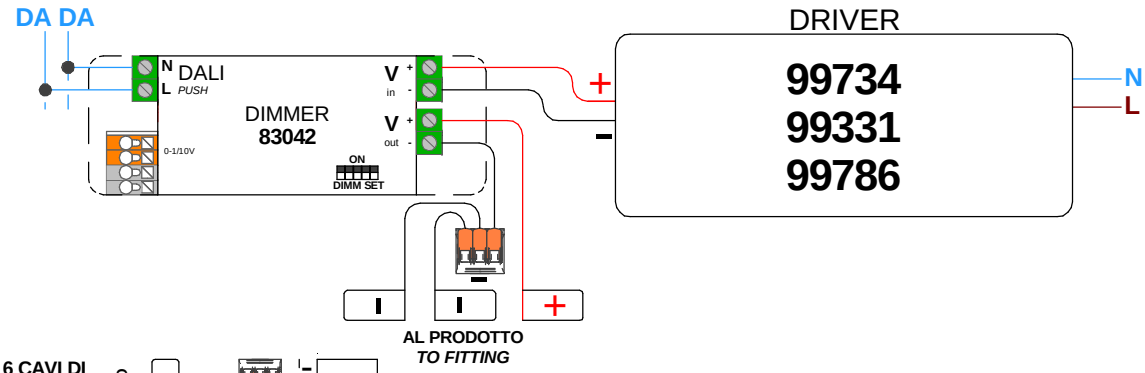

PER ARTICOLI CON 6 CAVI DI SOSPENSISIONE,4 DI ALIMENTAZIONE
FOR FITTINGS WITH 6 SUSPENSION CABLES, 4 POWER CABLES

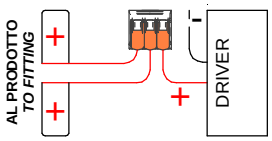

DIMMING SET

Dimming	1	2	3	4	5
DALI	-	-	ON	-	-

PUSH

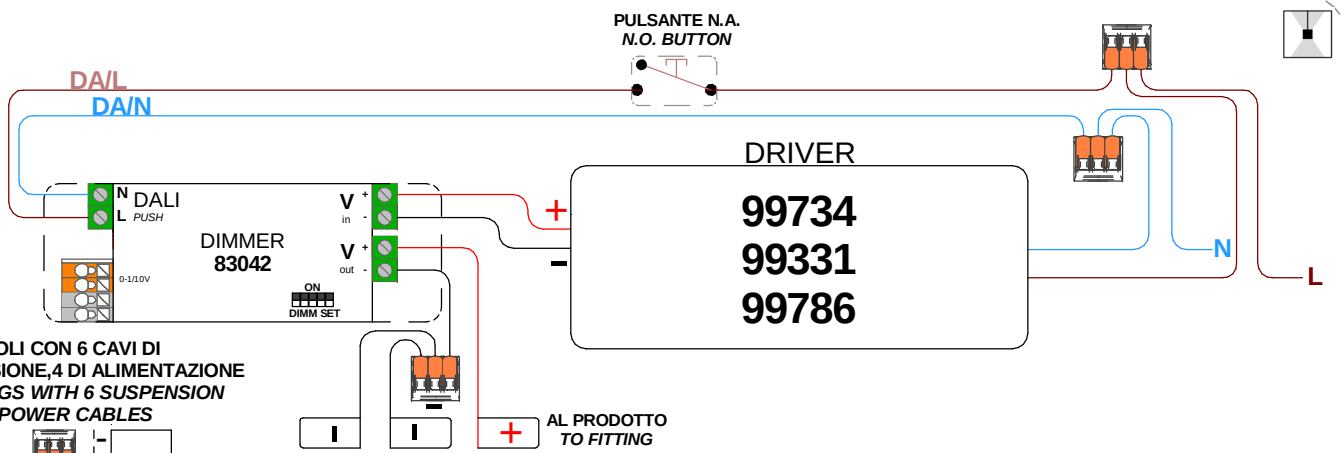

PER ARTICOLI CON 6 CAVI DI SOSPENSISIONE,4 DI ALIMENTAZIONE
FOR FITTINGS WITH 6 SUSPENSION CABLES, 4 POWER CABLES

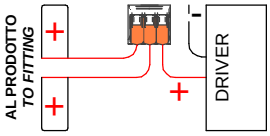

DIMMING SET

Dimming	1	2	3	4	5
Push Up/Down	ON	ON	-	-	-

SERIE | *SERIES*: TOUR_PI, TOUR_PD, TOUR_PU, TOUR_D

BRAND: i-LèD

MARRONE / BROWN = LINEA / *LINE*
AZZURRO / LIGHT BLUE = NEUTRO / *NEUTRAL*
GIALLO-VERDE / YELLOW-GREEN = TERRA / EARTH CPC | PE

ALIMENTATORE REMOTO DOPPIA ACCENSIONE CON CONVERTITORE 83042 | *REMOTE DRIVER DOUBLE POWER ON USING CONVERTER 83042*

0/1-10V

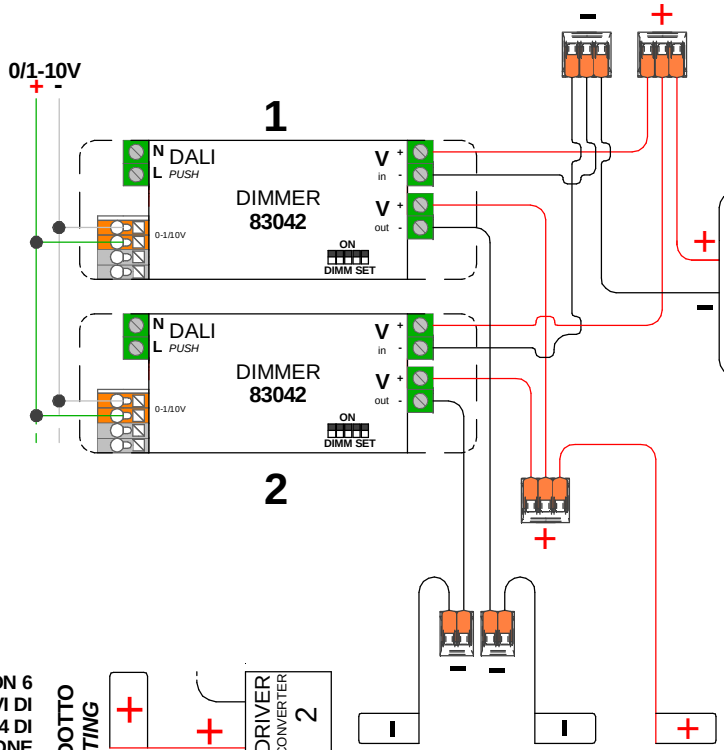

DIMMING SET

1

Dimming	1	2	3	4	5
1-10V for passive resistor	-	ON	ON	-	ON
1-10V for active systems	-	ON	ON	-	-
0-10V for active systems	ON	-	ON	-	-
0-10V for passive resistor	ON	-	ON	-	ON
Output PWM Freq. 244Hz	X	X	X	-	X

DIMMING SET

2

Dimming	1	2	3	4	5
1-10V for passive resistor	-	ON	ON	-	ON
1-10V for active systems	-	ON	ON	-	-
0-10V for active systems	ON	-	ON	-	-
0-10V for passive resistor	ON	-	ON	-	ON
Output PWM Freq. 2KHz	X	X	X	ON	X

PER ARTICOLI CON 6 CAVI DI SOSPENSIONE, 4 DI ALIMENTAZIONE
FOR FITTINGS WITH 6 SUSPENSION CABLES, 4 POWER CABLES

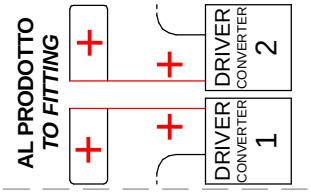

AL PRODOTTO
TO FITTING

DALI

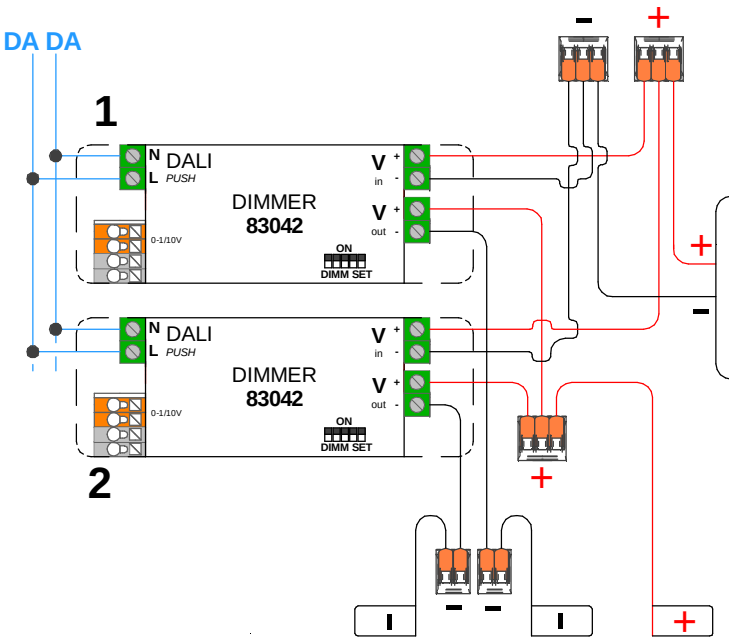

DIMMING SET

1

Dimming	1	2	3	4	5
DALI	-	-	ON	-	-
Output PWM Freq. 244Hz	X	X	X	-	X

DIMMING SET

2

Dimming	1	2	3	4	5
DALI	-	-	ON	-	-
Output PWM Freq. 2KHz	X	X	X	ON	X

PER ARTICOLI CON 6 CAVI DI SOSPENSIONE, 4 DI ALIMENTAZIONE
FOR FITTINGS WITH 6 SUSPENSION CABLES, 4 POWER CABLES

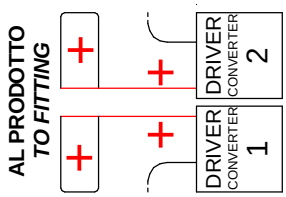

AL PRODOTTO
TO FITTING

SERIE | *SERIES*: TOUR_PI, TOUR_PD, TOUR_PU, TOUR_D

BRAND: i-LèD

MARRONE / BROWN = LINEA / *LINE*
AZZURRO / LIGHT BLUE = NEUTRO / *NEUTRAL*
GIALLO-VERDE / YELLOW-GREEN = TERRA / EARTH CPC | PE

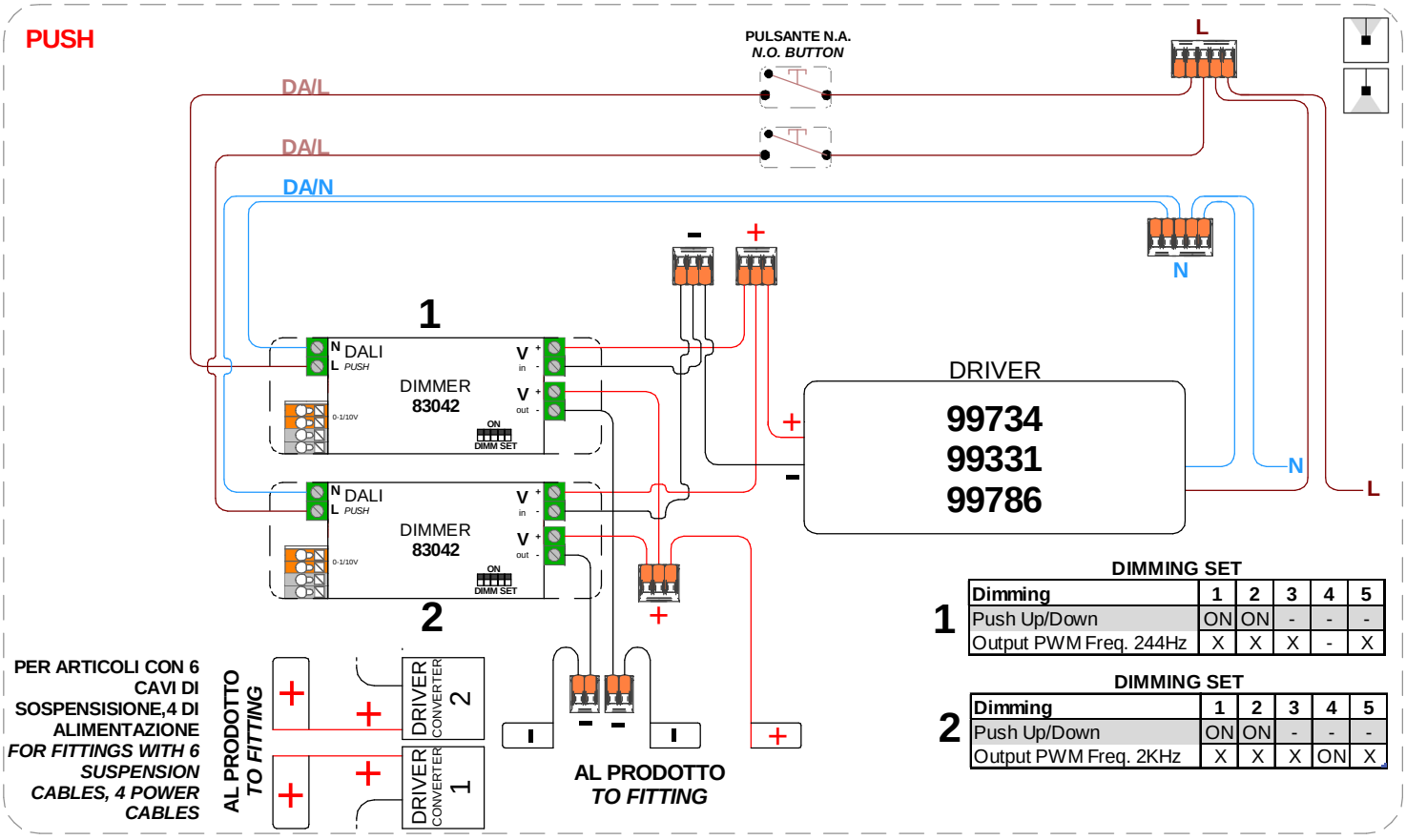

DIMMING SET

	Dimming	1	2	3	4	5
1	Push Up/Down	ON	ON	-	-	-
	Output PWM Freq. 244Hz	X	X	X	-	X

DIMMING SET

	Dimming	1	2	3	4	5
2	Push Up/Down	ON	ON	-	-	-
	Output PWM Freq. 2KHz	X	X	X	ON	X

SERIE | *SERIES*: TOUR_PI, TOUR_PD, TOUR_PU, TOUR_D

BRAND: i-LèD

MARRONE / BROWN = LINEA / *LINE*
AZZURRO / LIGHT BLUE = NEUTRO / *NEUTRAL*
GIALLO-VERDE / YELLOW-GREEN = TERRA / EARTH CPC | PE

ROSONE A 3 CAVI | *3 CABLES CEILING ROSE* | 50W

ON-OFF

64010
64011
64013
64012

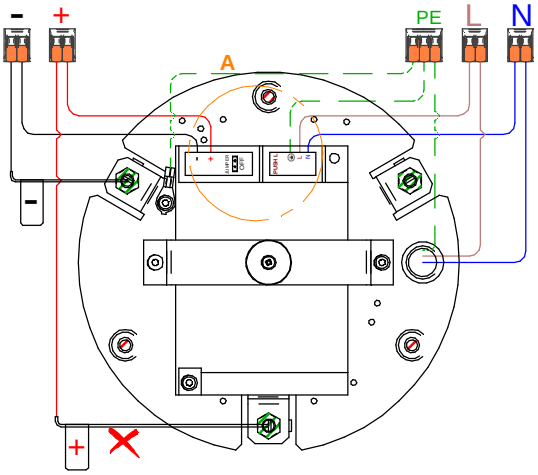

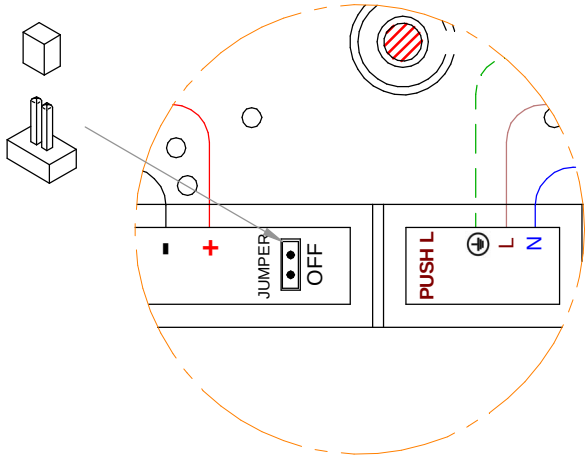

DETTAGLIO A
DETAIL A

C01055
C01057
CEILING ROSE INCLUDED

TAGLIO DI FASE | PHASE CUT

64010
64011
64013
64012

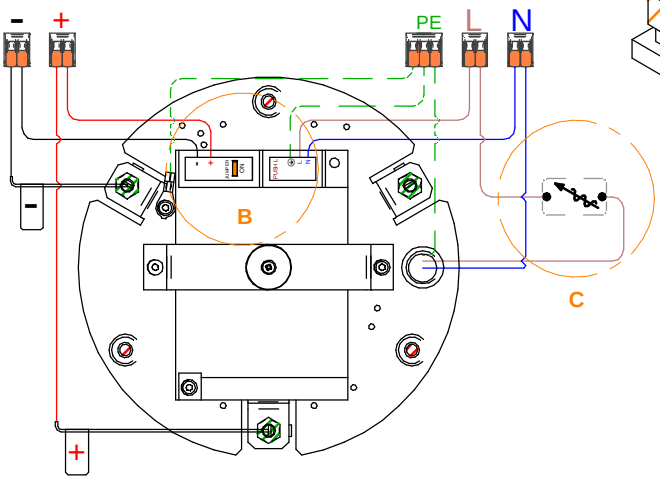

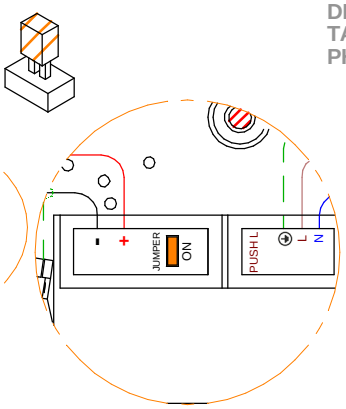

DETTAGLIO B
DETAIL B

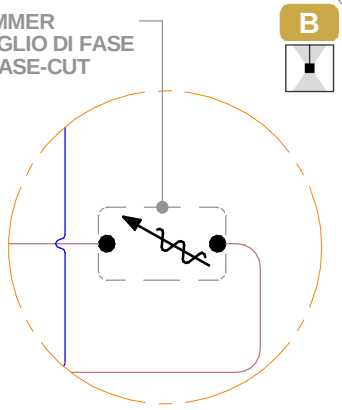

DETTAGLIO C
DETAIL C

C01055
C01057
CEILING ROSE INCLUDED

PUSH DIM

64010
64011
64013
64012

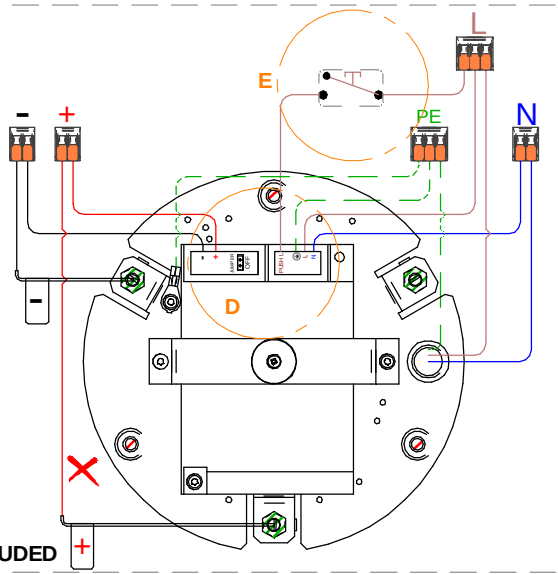

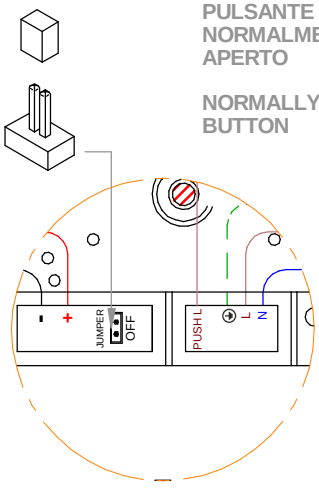

DETTAGLIO D
DETAIL D

DETTAGLIO E
DETAIL E

C01055
C01057
CEILING ROSE INCLUDED

SERIE | *SERIES*: TOUR_PI, TOUR_PD, TOUR_PU, TOUR_D

BRAND: i-LèD

MARRONE / BROWN = LINEA / *LINE*
AZZURRO / LIGHT BLUE = NEUTRO / *NEUTRAL*
GIALLO-VERDE / YELLOW-GREEN = TERRA / EARTH CPC | PE

ROSONE A 3 CAVI | *3 CABLES CEILING ROSE* | 70W

DALI

64020
64021
64023
64022

ON-OFF
NON COLLEGARE I
CONDUTTORI DEL DALI
DO NOT WIRE
DALI CONDUCTORS

C01056
C01058
CEILING ROSE INCLUDED

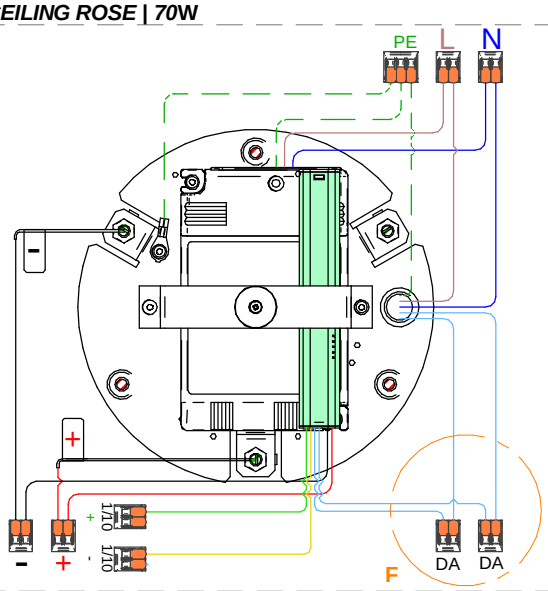

B

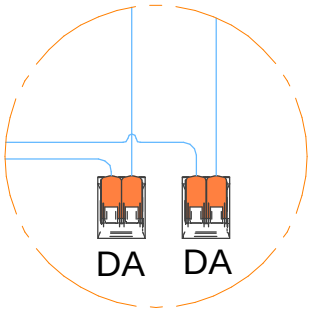

DETTAGLIO F
DETAIL F

0/1-10V

64020
64021
64023
64022

ON-OFF
NON COLLEGARE I
CONDUTTORI DEL 1-10V
DO NOT WIRE
1-10VCONDUCTORS

C01056
C01058
CEILING ROSE INCLUDED

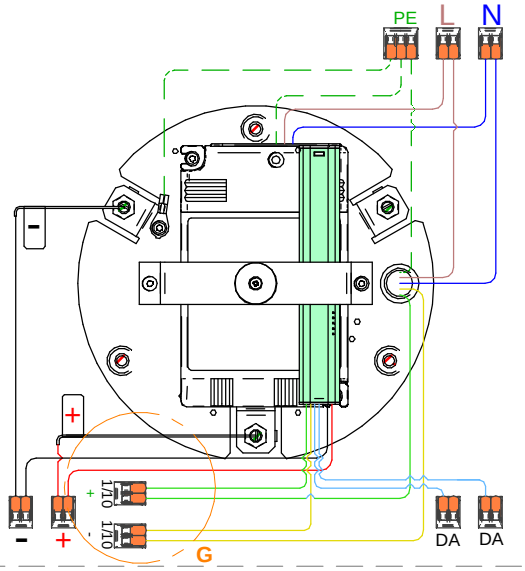

B

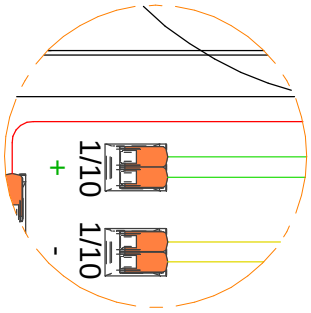

DETTAGLIO G
DETAIL G

ROSONE A 3 CAVI | *3 CABLES CEILING ROSE* | 90W

ON-OFF

64578
65142
64039
64038

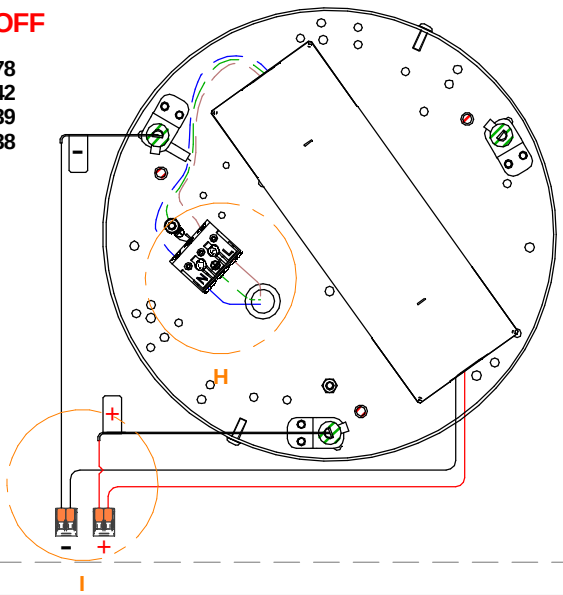

C

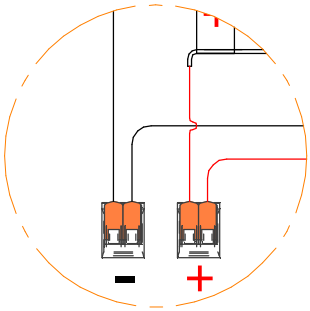

DETTAGLIO I
DETAIL I

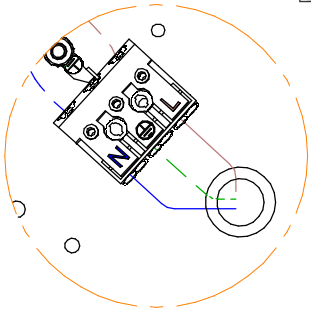

DETTAGLIO H
DETAIL H

SERIE | *SERIES*: TOUR_PI, TOUR_PD, TOUR_PU, TOUR_D

BRAND: i-LèD

MARRONE / BROWN = LINEA / *LINE*
AZZURRO / LIGHT BLUE = NEUTRO / *NEUTRAL*
GIALLO-VERDE / YELLOW-GREEN = TERRA / EARTH CPC | PE

ROSONE A 3 CAVI | *3 CABLES CEILING ROSE | 100W*

TAGLIO DI FASE | PHASE-CUT

64030
64031
64033
64032

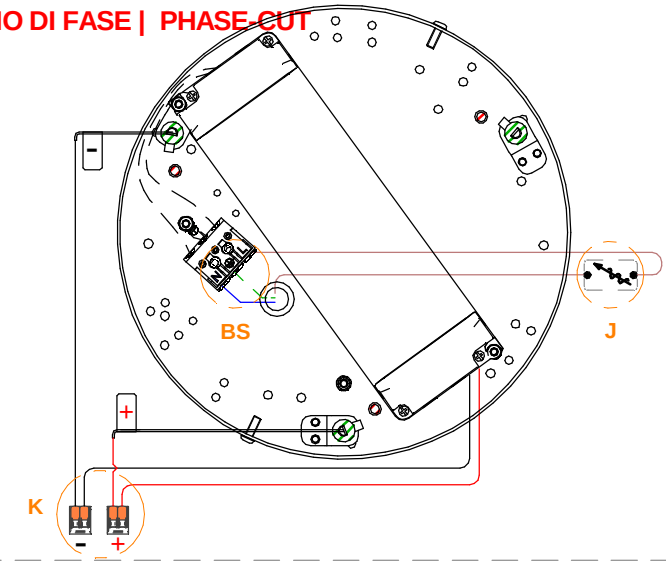

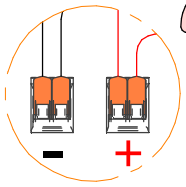

DETTAGLIO K
DETAIL K

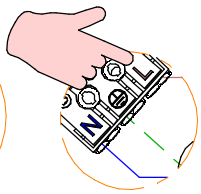

DETTAGLIO BS
DETAIL BS

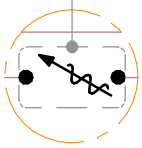

DETTAGLIO J
DETAIL J

C

DIMMER
TAGLIO DI FASE

PHASE CUT
DIMMER

ROSONE A 3 CAVI | *3 CABLES CEILING ROSE | 75W*

DALI 2

C-F300013
C-F300014
C-F300015
C-F300016

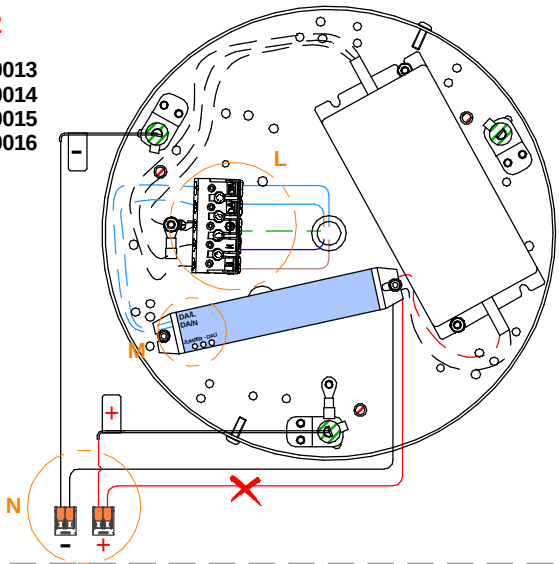

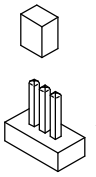

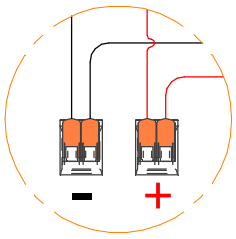

DETTAGLIO N
DETAIL N

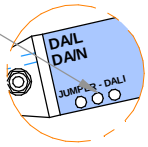

DETTAGLIO M
DETAIL M

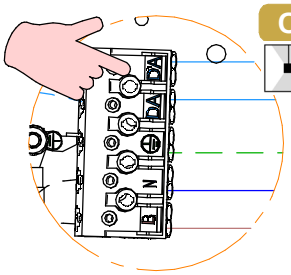

DETTAGLIO L
DETAIL L

C

ROSONE A 3 CAVI | *3 CABLES CEILING ROSE | 75W*

PUSH

C-F300013
C-F300014
C-F300015
C-F300016

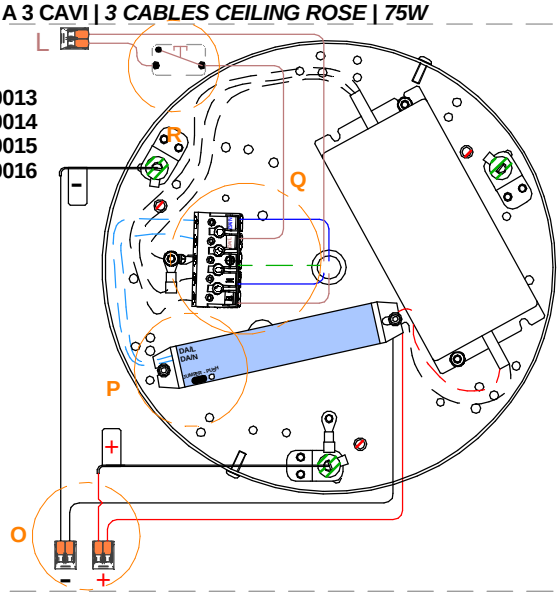



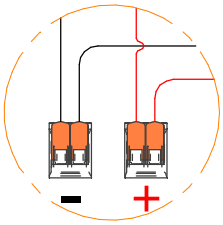

DETTAGLIO O
DETAIL O

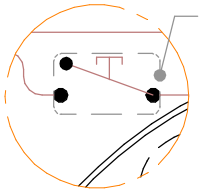

DETTAGLIO R
DETAIL R

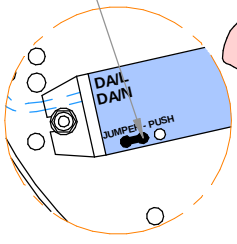

DETTAGLIO P
DETAIL P

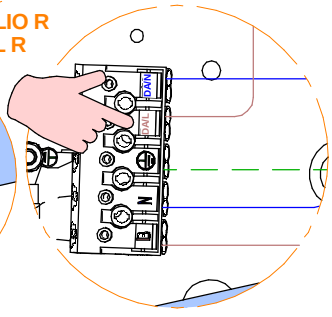

DETTAGLIO Q
DETAIL Q

C

PULSANTE
NORMALMENTE
APERTO

NORMALLY OPEN
BUTTON

SERIE | *SERIES*: TOUR_PI, TOUR_PD, TOUR_PU, TOUR_D

BRAND: i-LèD

MARRONE / BROWN = LINEA / *LINE*
AZZURRO / LIGHT BLUE = NEUTRO / *NEUTRAL*
GIALLO-VERDE / YELLOW-GREEN = TERRA / EARTH CPC | PE

ROSONE A 3 CAVI | *3 CABLES CEILING ROSE* | 75 + 75 W

ON-OFF

65324
65326
C-F300011
C-F300012

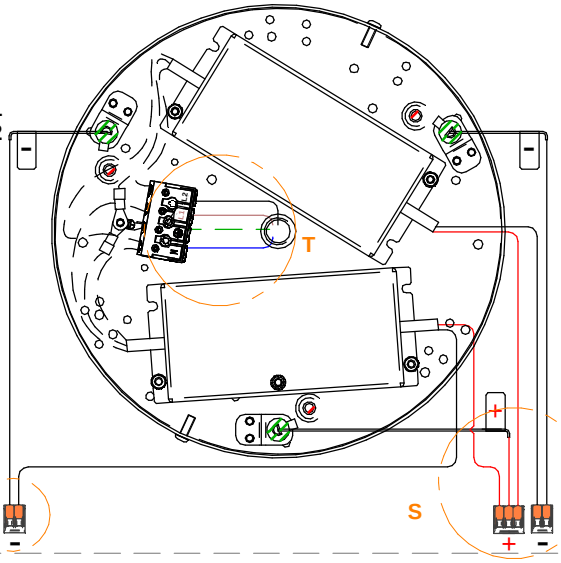

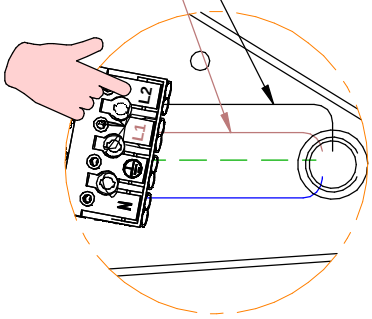

DETTAGLIO T
DETAIL T

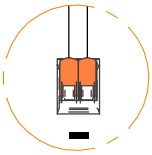

DETTAGLIO U
DETAIL U

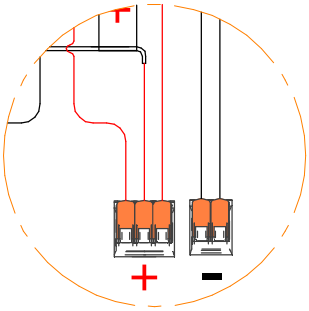

DETTAGLIO S
DETAIL S

ROSONE A 3 CAVI | *3 CABLES CEILING ROSE* | 75 + 75 W

DALI 2

C-F300017
C-F300018
C-F300019
C-F300020



DETTAGLIO V
DETAIL V

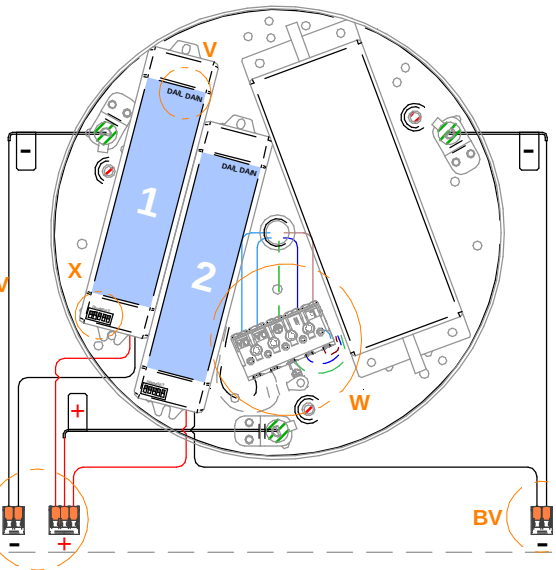

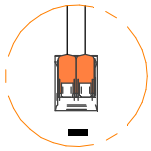

DETTAGLIO BV
DETAIL BV

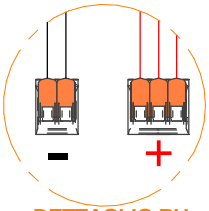

DETTAGLIO BU
DETAIL BU

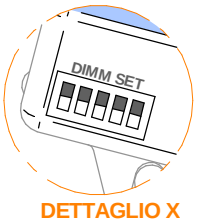

DETTAGLIO X
DETAIL X

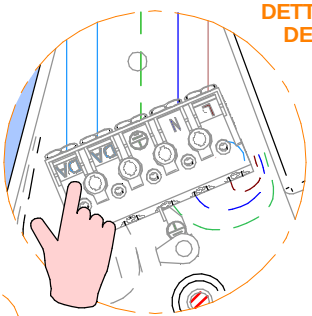

DETTAGLIO W
DETAIL W

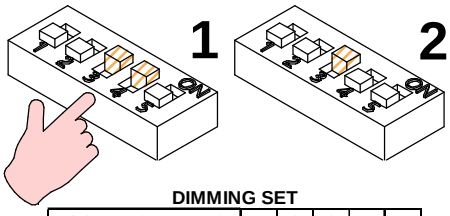

DIMMING SET

CONTROLLER N°	1	2	3	4	5
1	-	-	ON	ON	-
2	-	-	ON	-	-

ROSONE A 3 CAVI | *3 CABLES CEILING ROSE* | 75 + 75 W

PUSH

C-F300017
C-F300018
C-F300019
C-F300020



DETTAGLIO Y
DETAIL Y

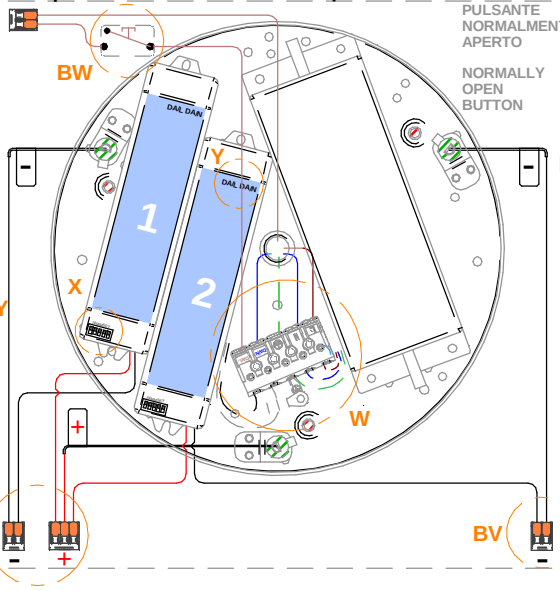

PULSANTE NORMALMENTE APERTO
NORMALLY OPEN BUTTON



DETTAGLIO BW
DETAIL BW

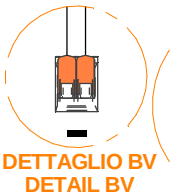

DETTAGLIO BV
DETAIL BV

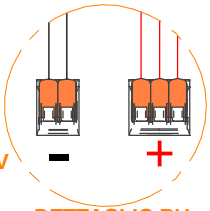

DETTAGLIO BU
DETAIL BU

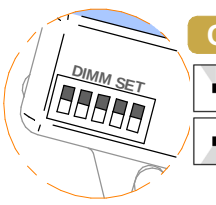

DETTAGLIO X
DETAIL X

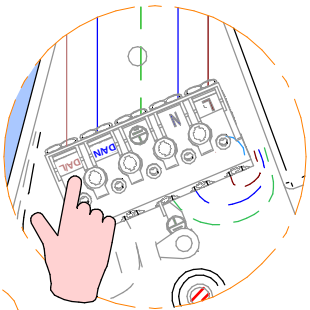

DETTAGLIO W
DETAIL W

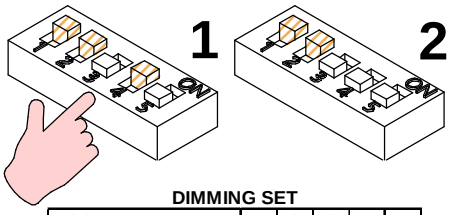

DIMMING SET

CONTROLLER N°	1	2	3	4	5
1	ON	ON	-	ON	-
2	ON	ON	-	-	-

SERIE | *SERIES*: TOUR_PI, TOUR_PD, TOUR_PU, TOUR_D

BRAND: i-LED

MARRONE / BROWN = LINEA / *LINE*
AZZURRO / LIGHT BLUE = NEUTRO / *NEUTRAL*
GIALLO-VERDE / YELLOW-GREEN = TERRA / EARTH CPC | PE

ROSONE A 3 CAVI | *3 CABLES CEILING ROSE | 150 W*

DALI 2

C-F300054
C-F300055
C-F300056
C-F300057

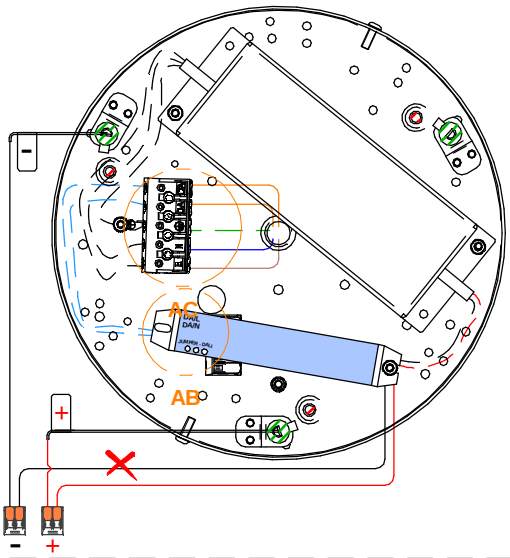

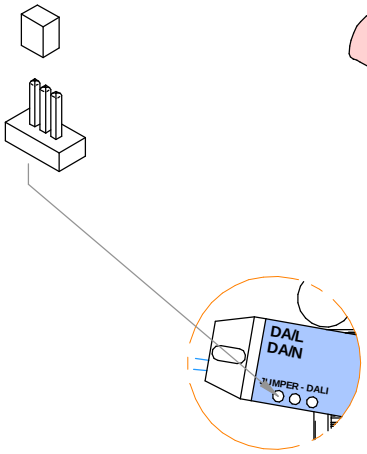

DETTAGLIO AB
DETAIL AB

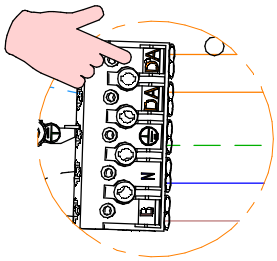

DETTAGLIO AC
DETAIL AC

C

ROSONE A 3 CAVI | *3 CABLES CEILING ROSE | 150 W*

PUSH

C-F300054
C-F300055
C-F300056
C-F300057

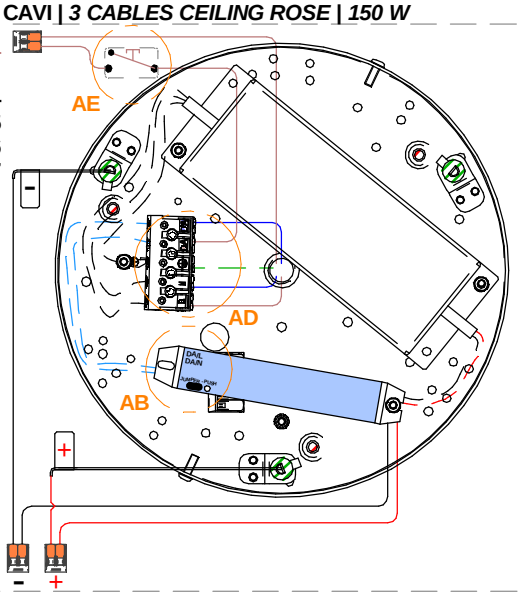

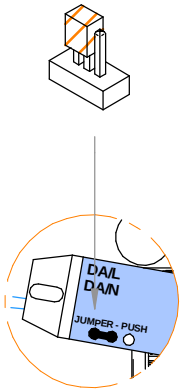

DETTAGLIO AB
DETAIL AB

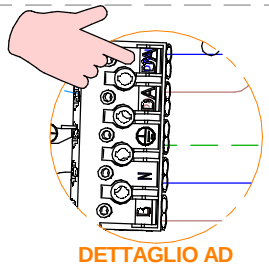

DETTAGLIO AD
DETAIL AD

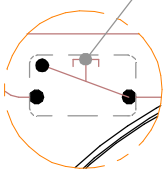

PULSANTE NORMALMENTE APERTO

NORMALLY OPEN BUTTON

DETTAGLIO AE
DETAIL AE

C

ROSONE A 6 CAVI | 6 *CABLES CEILING ROSE | 150 W*

ON-OFF

64066
64067
64069
64068

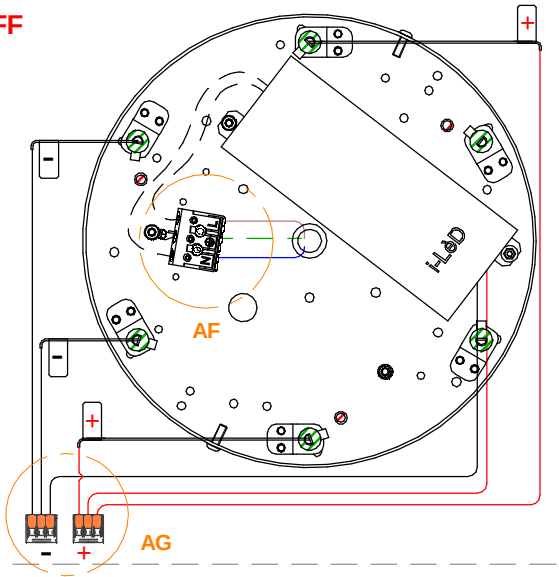

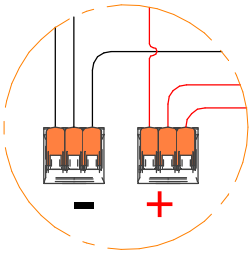

DETTAGLIO AG
DETAIL AG

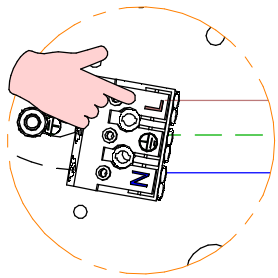

DETTAGLIO AF
DETAIL AF

D

SERIE | *SERIES*: TOUR_PI, TOUR_PD, TOUR_PU, TOUR_D

BRAND: i-LèD

MARRONE / BROWN = LINEA / *LINE*
AZZURRO / LIGHT BLUE = NEUTRO / *NEUTRAL*
GIALLO-VERDE / YELLOW-GREEN = TERRA / EARTH CPC | PE

ROSONE A 6 CAVI | 6 *CABLES CEILING ROSE* | *100 W*

TAGLIO DI FASE | PHASE-CUT

64060
64061
64063
64062

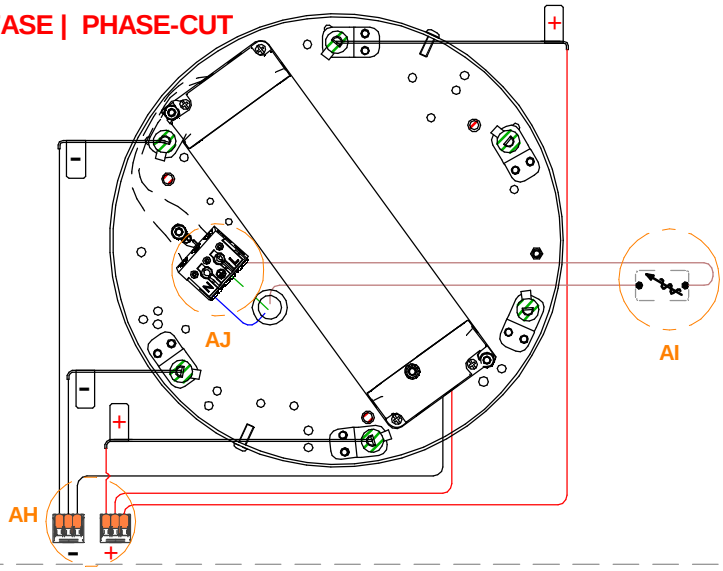

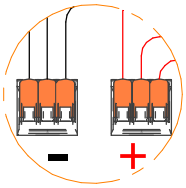

DETTAGLIO AH
DETAIL AH

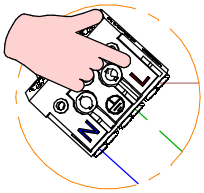

DETTAGLIO AJ
DETAIL AJ

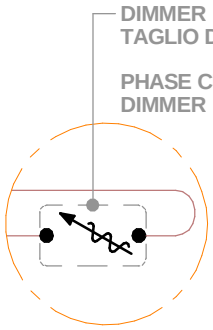

DETTAGLIO AI
DETAIL AI

D

ROSONE A 6 CAVI | 6 *CABLES CEILING ROSE* | *150W + 150W*

ON-OFF

65336
65338
C-F300021
C-F300022

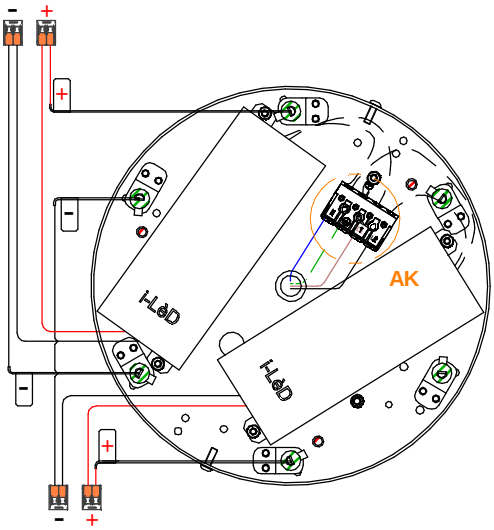

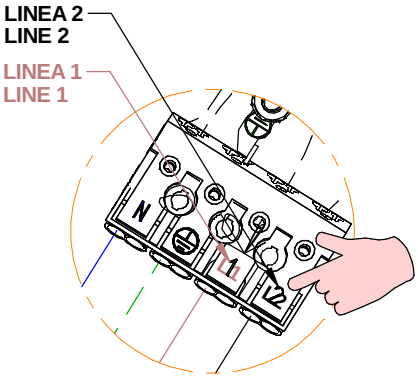

DETTAGLIO AK
DETAIL AK

D

ROSONE A 6 CAVI | 6 *CABLES CEILING ROSE* | *150W*

DALI

C-F300027
C-F300029
C-F300030
C-F300031

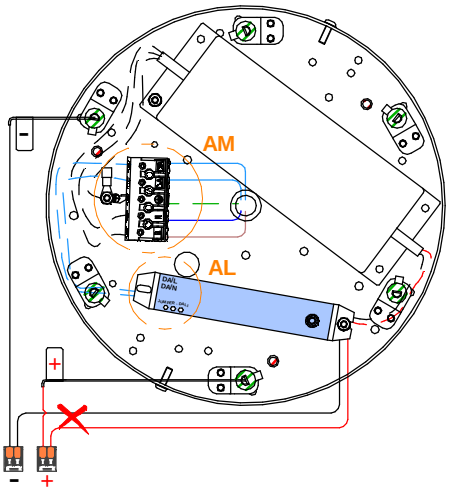

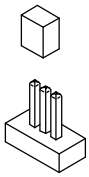

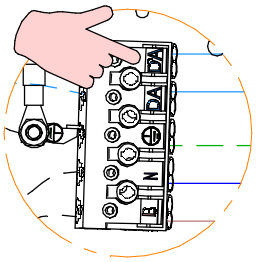

DETTAGLIO AM
DETAIL AM

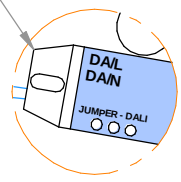

DETTAGLIO AL
DETAIL AL

D

SERIE | *SERIES*: TOUR_PI, TOUR_PD, TOUR_PU, TOUR_D

BRAND: i-LèD

MARRONE / BROWN = LINEA / *LINE*
AZZURRO / LIGHT BLUE = NEUTRO / *NEUTRAL*
GIALLO-VERDE / YELLOW-GREEN = TERRA / EARTH CPC | PE

ROSONE A 6 CAVI | 6 *CABLES CEILING ROSE* | *150W*

PUSH

C-F300027
C-F300029
C-F300030
C-F300031

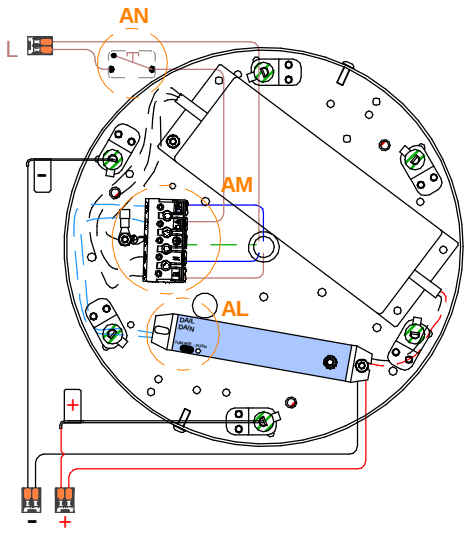

DETTAGLIO AL
DETAIL AL

DETTAGLIO AN
DETAIL AN

PULSANTE NORMALMENTE APERTO

NORMALLY OPEN BUTTON

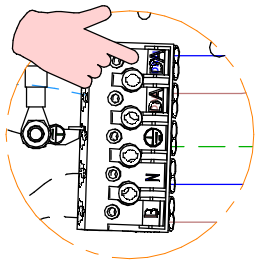

DETTAGLIO AM
DETAIL AM

ROSONE A 6 CAVI PER COMPOSIZIONE A 2-3 TOUR | 6 *CABLES CEILING ROSE FOR 2-3 TOUR COMPOSITION* | *150W + 150W + 150W*

ON-OFF

65412
65413
C-F300032
C-F300033

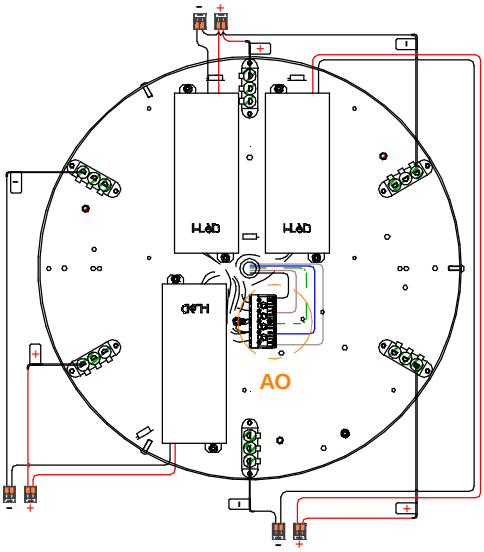

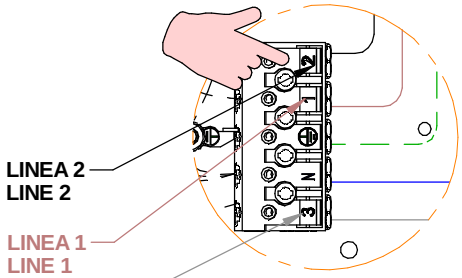

LINEA 2
LINE 2

LINEA 1
LINE 1

LINEA 3
LINE 3

DETTAGLIO AO
DETAIL AO

ROSONE A 6 CAVI PER COMPOSIZIONE A 2-3 TOUR | 6 *CABLES CEILING ROSE FOR 2-3 TOUR COMPOSITION* | *75W + 100W + 150W*

DALI 2

C-F300038
C-F300039
C-F300040
C-F300041

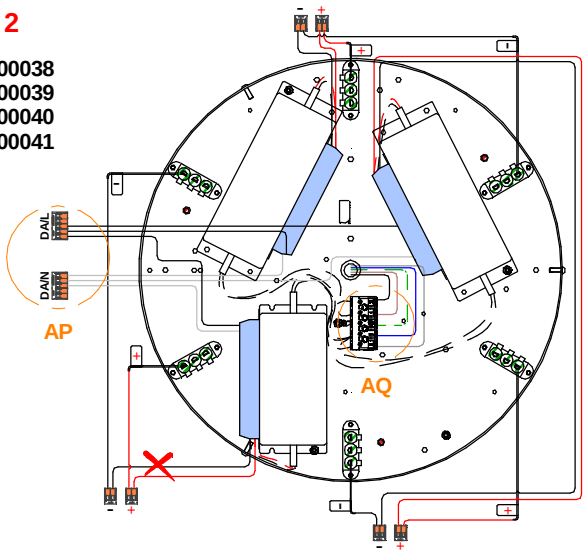

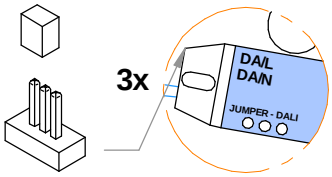

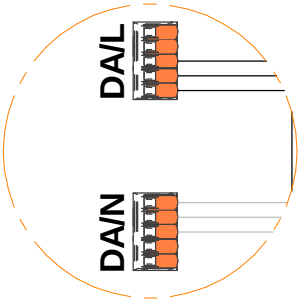

DETTAGLIO AP
DETAIL AP

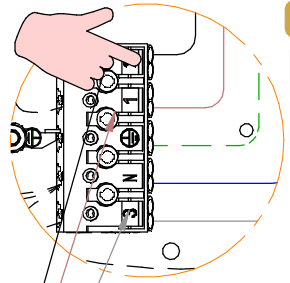

LINEA 2
LINE 2

LINEA 1
LINE 1

LINEA 3
LINE 3

DETTAGLIO AQ
DETAIL AQ

SERIE | *SERIES*: TOUR_PI, TOUR_PD, TOUR_PU, TOUR_D

BRAND: i-LèD

MARRONE / BROWN = LINEA / *LINE*
AZZURRO / LIGHT BLUE = NEUTRO / *NEUTRAL*
GIALLO-VERDE / YELLOW-GREEN = TERRA / EARTH CPC | PE

ROSONE A 6 CAVI PER COMPOSIZIONE A 2-3 TOUR | 6 *CABLES CEILING ROSE FOR 2-3 TOUR COMPOSITION* | *75W + 100W + 150W*

PUSH

C-F300038
C-F300039
C-F300040
C-F300041

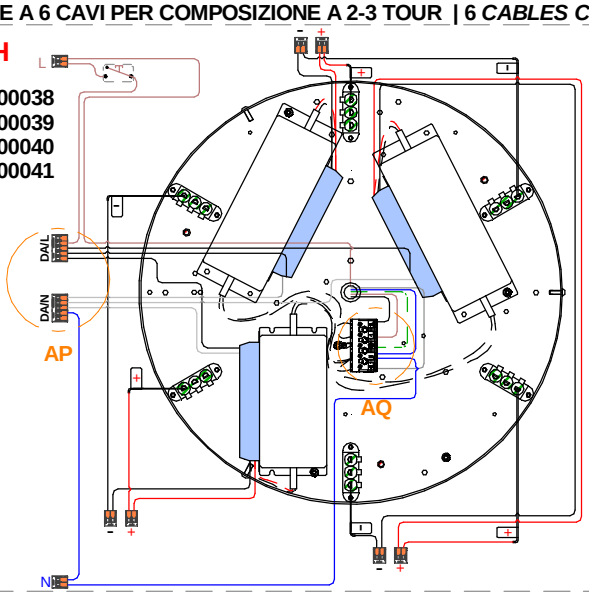

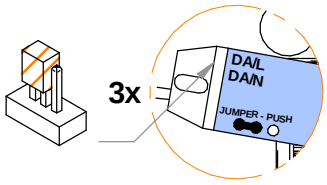

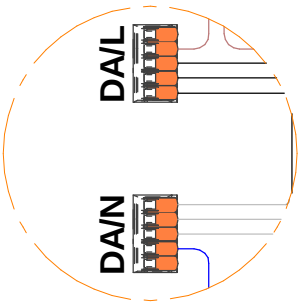

DETTAGLIO AP
DETAIL AP

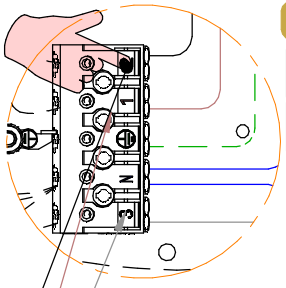

DETTAGLIO AQ
DETAIL AQ

ROSONE A 6 CAVI PER COMPOSIZIONE A 2-3 TOUR | 6 *CABLES CEILING ROSE FOR 2-3 TOUR COMPOSITION* | *150W + 150W*

DALI 2

C-F300034
C-F300035
C-F300036
C-F300037

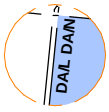

DETTAGLIO Z
DETAIL Z

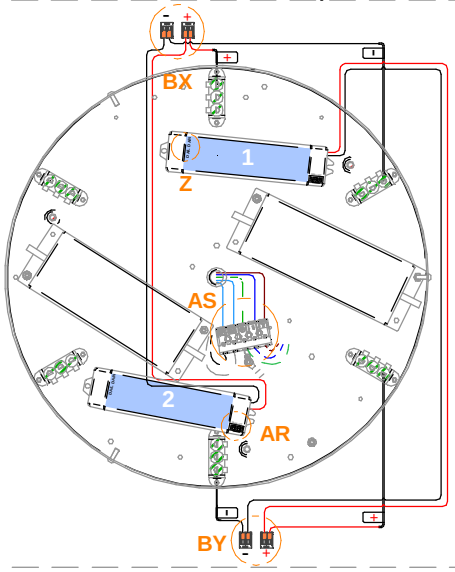

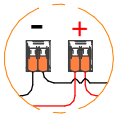

DETTAGLIO BX
DETAIL BX

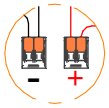

DETTAGLIO BY
DETAIL BY



DETTAGLIO AR
DETAIL AR

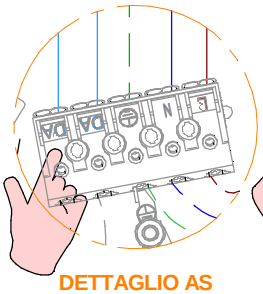

DETTAGLIO AS
DETAIL AS

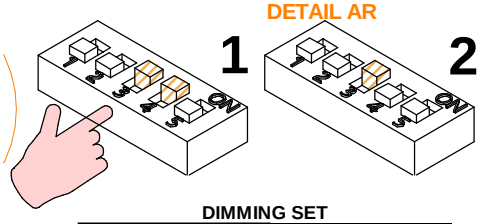

DIMMING SET

CONTROLLER N°	1	2	3	4	5
1	-	-	ON	ON	-
2	-	-	ON	-	-

ROSONE A 6 CAVI PER COMPOSIZIONE A 2-3 TOUR | 6 *CABLES CEILING ROSE FOR 2-3 TOUR COMPOSITION* | *150W + 150W*

PUSH

C-F300034
C-F300035
C-F300036
C-F300037

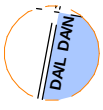

DETTAGLIO AA
DETAIL AA

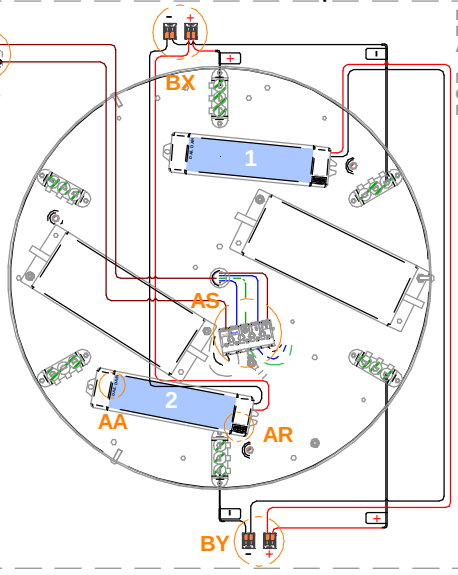

PULSANTE NORMALMENTE APERTO
NORMALLY OPEN BUTTON

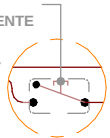

DETTAGLIO AT
DETAIL AT

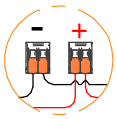

DETTAGLIO BX
DETAIL BX

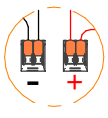

DETTAGLIO BY
DETAIL BY

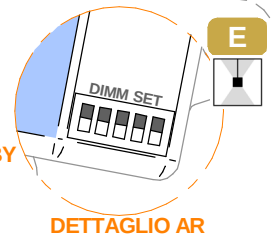

DETTAGLIO AR
DETAIL AR

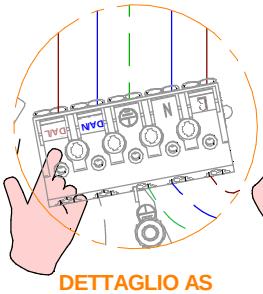

DETTAGLIO AS
DETAIL AS

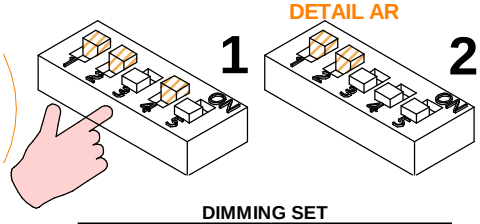

DIMMING SET

CONTROLLER N°	1	2	3	4	5
1	ON	ON	-	ON	-
2	ON	ON	-	-	-