linea light group	**ISTRUZIONI DI MONTAGGIO** *MOUNTING INSTRUCTIONS*	**REVISIONE N°.** *REVISION N°.*	**DATA**	FGI00153
		Rev. 3	**11/17/2025**	

SERIE / *SERIES*: TOUR SLIM_PD ELLIPTIC
BRAND: i-LED

+ POSITIVO *POSITIVE*
- NEGATIVO *NEGATIVE*



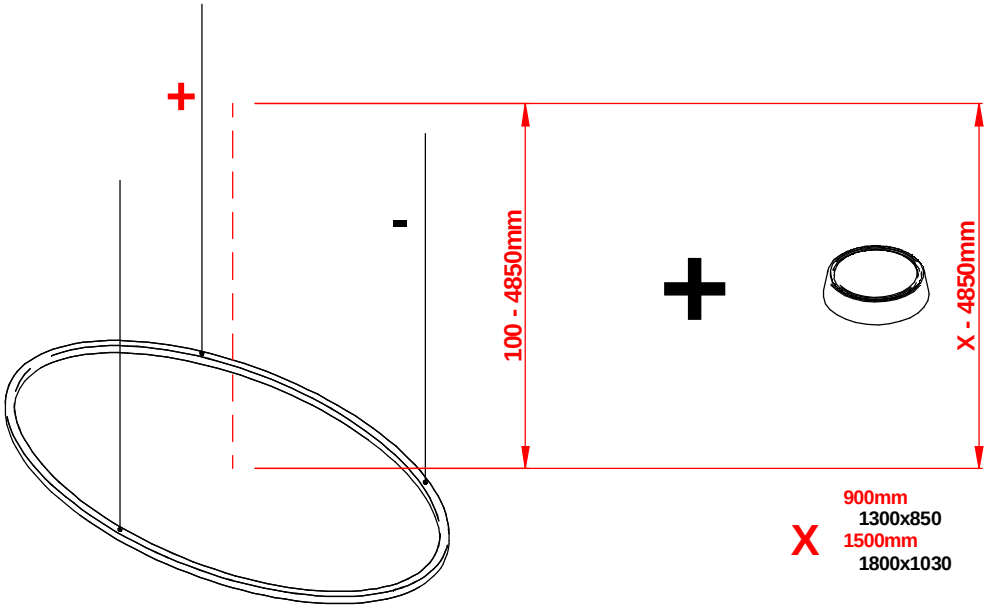

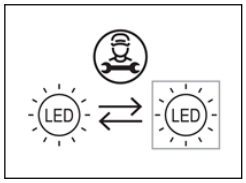

LISTA DEGLI ARTICOLI | *LIST OF FIXTURES*

CODE	*Dimensions (LxWxH / Ø x H mm)*	*Electrical Insulation Class*	*POWER (W)*	VOLTAGE (V)	CURRENT (mA)	*WEIGHT (Kg)*	*IP*	*CRI*	*Energy class light source* / *Temperature color LED* 2700	3000	4000	*No. light source*	*Conn. Type*
C00738	1300x850 x H29	3	60	24 V CV	-	2,8	40	90	E	E	E	1	Y
C00739	1800x1300 x H29	3	80	24 V CV	-	3,8	40	90	E	E	E	1	Y

DIMENSIONI | *DIMENSIONS*

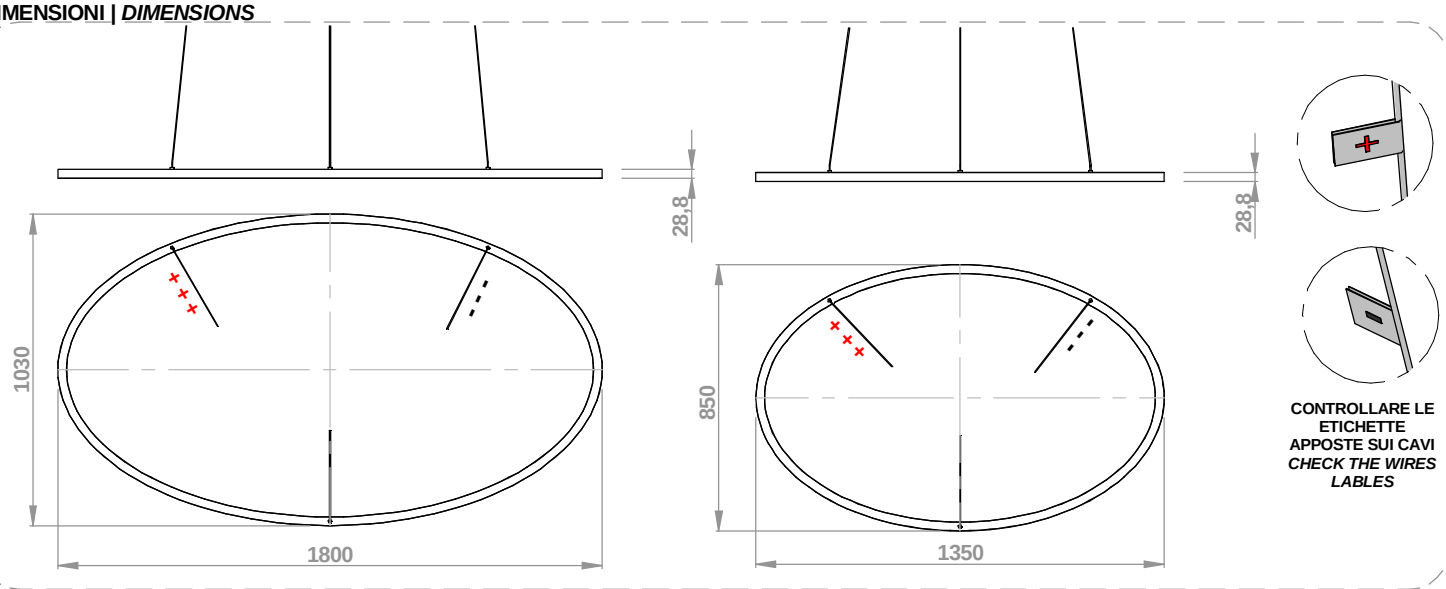

CONTROLLARE LE ETICHETTE APPOSTE SUI CAVI
CHECK THE WIRES LABLES

SERIE / *SERIES*: TOUR SLIM_PD ELLIPTIC

BRAND: i-LèD

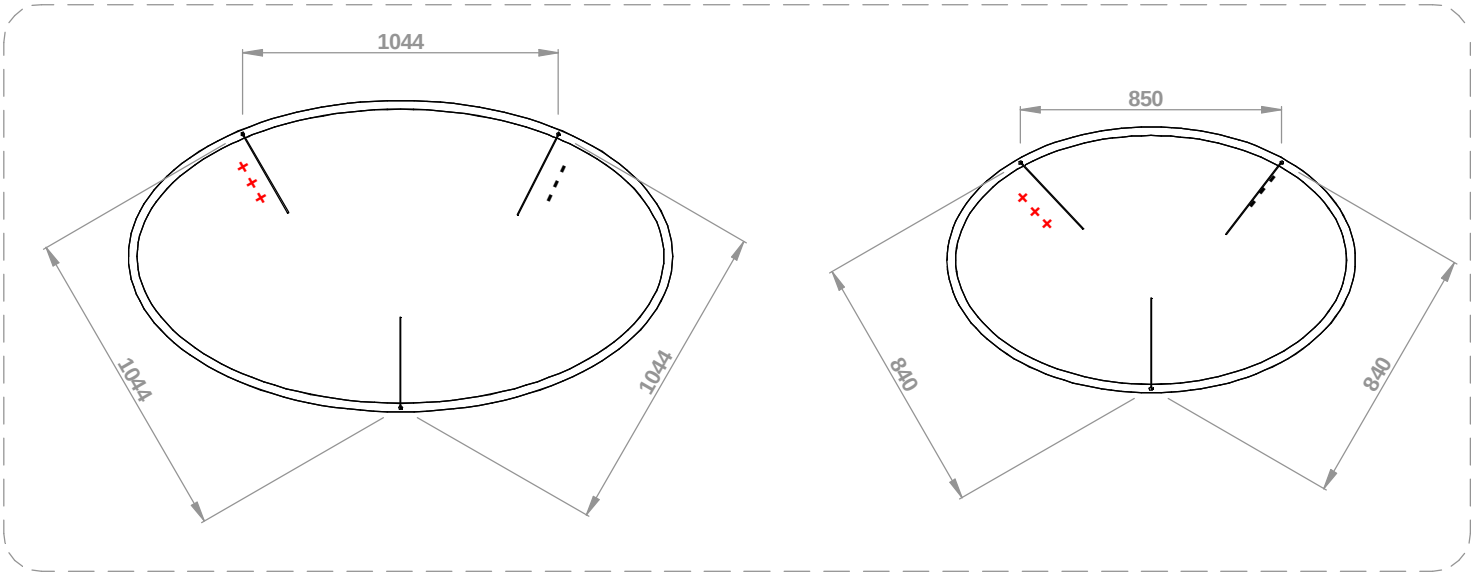

ACCESSORI NON INCLUSI | *NOT INCLUDED ACCESSORIES*

KIT FISSAGGIO
FIXING KIT

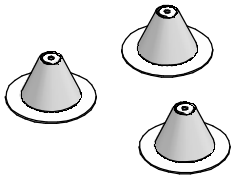

64575
64670
64189
64179

ROSONE / *CEILING ROSE*

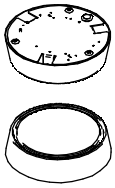

64020	ON - OFF
64021	DALI
64023	1-10 V
64022	**70W**

ROSONE / *CEILING ROSE* | 3 SLOT

ON-OFF	PHASE-CUT	DALI 2-PUSH
90W	**100W**	**75W**
64578	64030	C-F300013
65142	64031	C-F300014
64039	64033	C-F300015
64038	64032	C-F300016



ON-OFF	DALI 2-PUSH	DALI 2-PUSH
75W + 75W	**75W + 75W**	**150W**
65324	C-F300017	C-F300054
65326	C-F300018	C-F300055
C-F300011	C-F300019	C-F300056
C-F300012	C-F300020	C-F300057



ROSONE / *CEILING ROSE* | 6 SLOT

ON-OFF	PHASE-CUT
150W	**100W**
64066	64060
64067	64061
64069	64063
64068	64062



ON-OFF	DALI 2-PUSH
150W + 150W	**150W**
65336	C-F300027
65338	C-F300029
C-F300021	C-F300030
C-F300022	C-F300031



INSTALLAZIONE SENZA ROSONE | *NO CEILING ROSE*

1.A

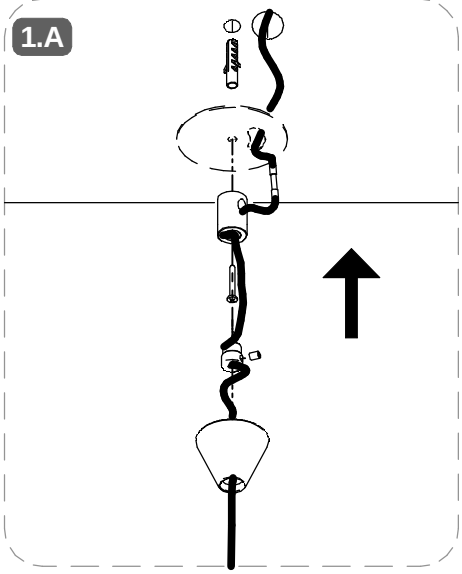

TOUR SLIM_PD ELLIPTIC | ROSONE | *CEILING ROSE* | 3 CAVI | *3 SLOTS*

1.B

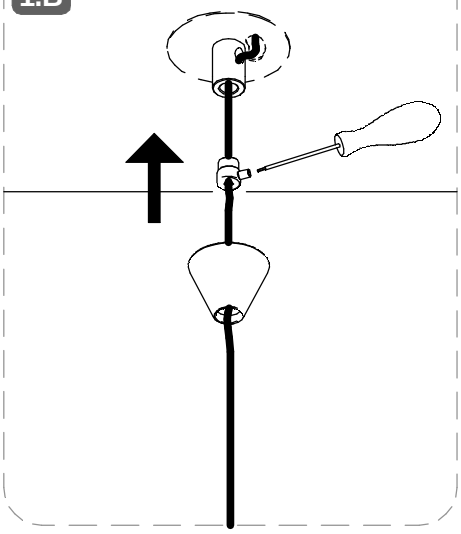

2

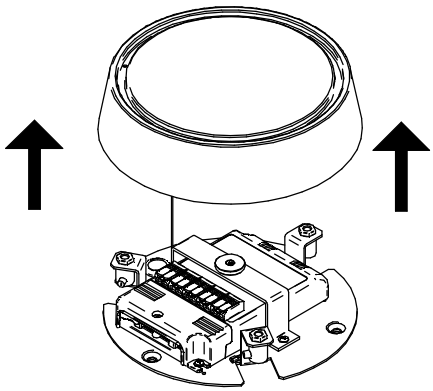

2.A

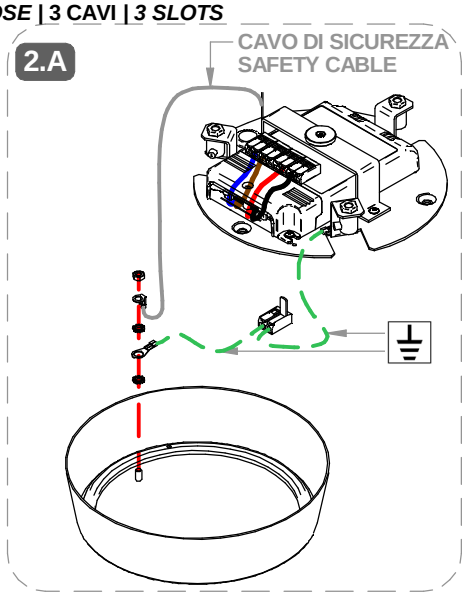

SERIE / *SERIES*: TOUR SLIM_PD ELLIPTIC

BRAND: i-LèD

2.B

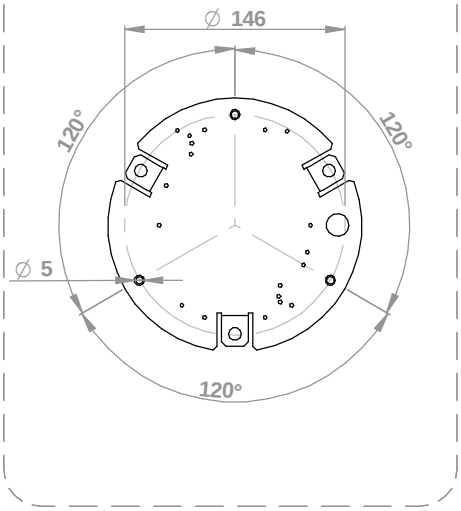

2.C

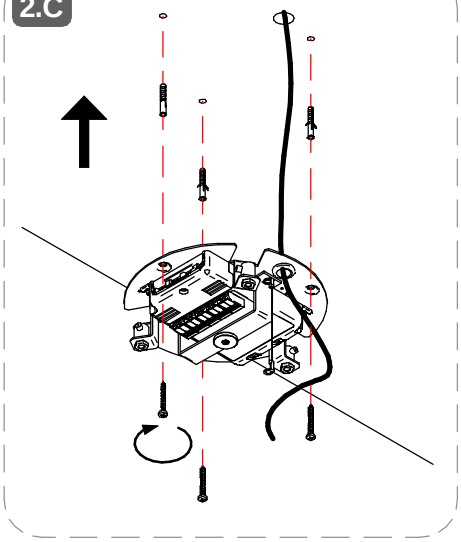

2.D

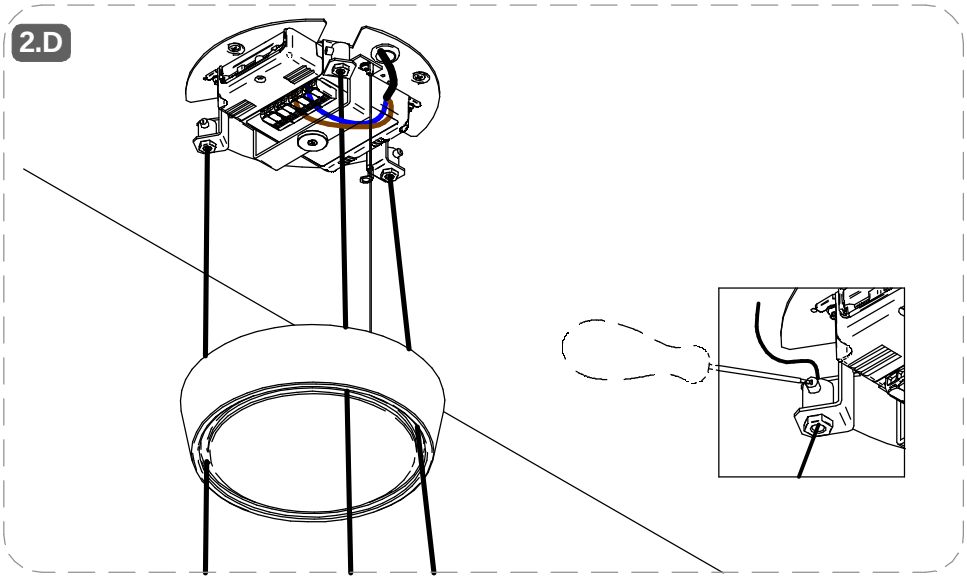

TOUR SLIM_D DOUBLE EMISSION | ROSONE | *CEILING ROSE* | 3 CAVI | *3 SLOTS*

3

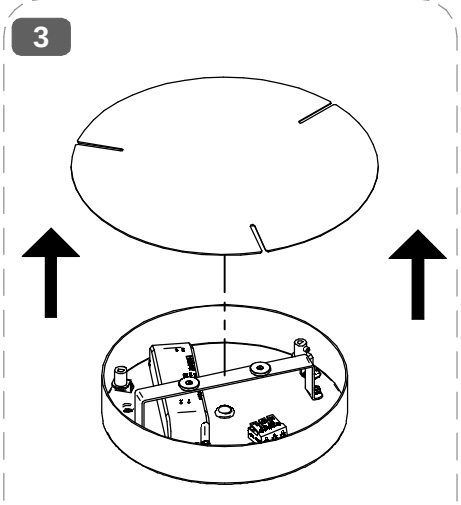

3.A

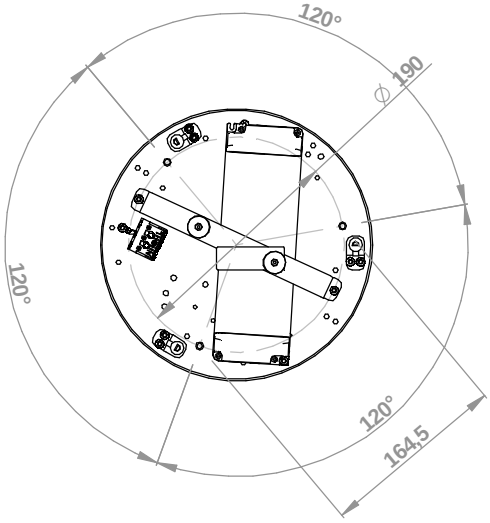

SERIE / *SERIES*: TOUR SLIM_PD ELLIPTIC

BRAND: i-LèD

MARRONE / BROWN = LINEA / *LINE*
AZZURRO / LIGHT BLUE = NEUTRO / *NEUTRAL*
GIALLO-VERDE / YELLOW-GREEN = TERRA / EARTH CPC | PE

3.B

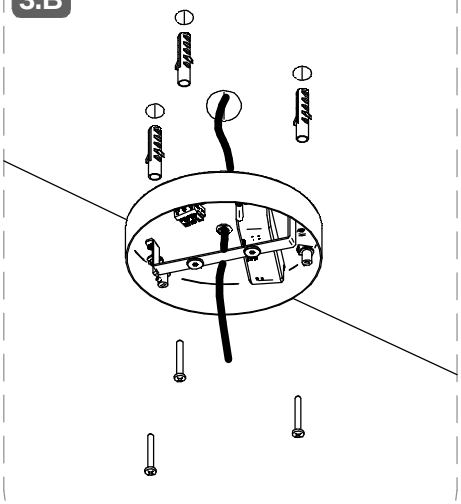

3.C

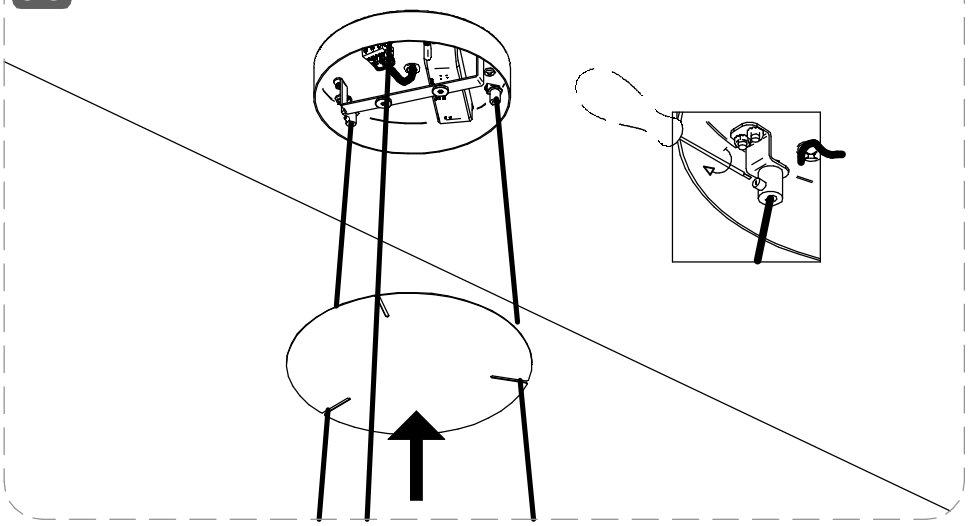

CABLAGGIO / *WIRING*

1



TUTTE LE OPERAZIONI DI COLLEGAMENTO ALLA RETE ELETTRICA DEVONO ESSERE CONDOTTE IN MANCANZA DI TENSIONE

ALL THE WIRING OPERATION MUST BE PERFORMED WITH MCB IN OFF POSITION

2



SE IL PRODOTTO E' DEFINITO IN CLASSE 1, IL CONDUTTORE DI MESSA A TERRA DI PROTEZIONE DEVE ESSERE SEMPRE COLLEGATO

IF THE FITTING IS CLASS 1 RATED, THE CPC | EARTH | PE CONDUCTOR MUST BE CONNECTED

3

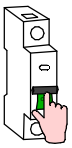

SE L'IMPIANTO E' STATO COMPLETATO ED E' IN SICUREZZA, PUO' ESSERE ALIMENTATO

WHEN THE CIRCUIT IS COMPLETED AND SAFE, MCB CAN BE SET IN ON POSITION



SE IL PRODOTTO E' DEFINITO IN CLASSE 3, IL CIRCUITO SECONDARIO A BASSA TENSIONE DEVE ESSERE COLLEGATO ALL'ALIMENTATORE PRIMA CHE QUESTO SIA SOTTO TENSIONE

IF THE FITTING IS CLASS 3 RATED, THE LOW VOLTAGE CIRCUIT MUST BE WIRED BEFORE THE POWER SUPPLY IS POWERED ON

SE IL CARICO VENISSE COLLEGATO AD ALIMENTATORE SOTTO TENSIONE, I PRODOTTI POTREBBERO DANNEGGIARSI, SUBENDO UN DANNO DA SOVRATENSIONE

IF THE LOAD IS WIRED TO AN ALREADY ON POWER SUPPLY, THE FITTINGS COULD BE DAMAGED BY VOLTAGE SURGE

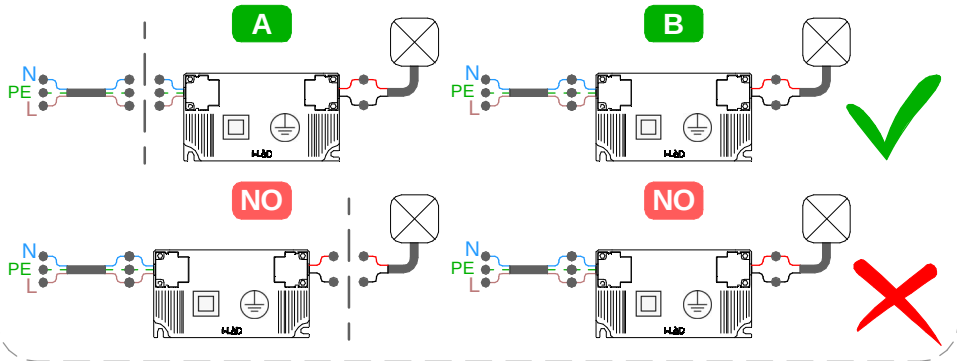

TIPO DI CONNESSIONE
TYPE OF CONNECTION

X: Se il cavo flessibile esterno di questo apparecchio è danneggiato, deve essere sostituito da un cavo speciale, disponibile esclusivamente presso il fabbricante, o il suo servizio di assistenza.
X: If the external flexible cable of this appliance is dameged, it must be replaced with a special cable, which is only avaible from the manufacturer or its service department.

Y: Se il cavo flessibile esterno di questo apparecchio è danneggiato, deve essere sostituito esclusivamente dal fabbricante, dal suo servizio di assistenza o da personale qualificato equivalente, al fine di evitare pericoli.
Y: If the external flexible cable of this appliance is dameged, it must only be replaced by the manufacturer, its service department or equivalent qualified personell in order to avoid danger.

Z: Il cavo flessibile esterno di questo apparecchio non può essere sostituito; se il cavo è danneggiato l'apparecchio deve essere distrutto.
Z: The external flexible cable fo this appliance cannot be replaced; if the cable is dameged, the appliance must be destroyed.

Per ridurre il rischio di strangolamento, il cavo flessibile collegato all'aparecchio deve essere efficacemente fissato alla parete, se si trova all'interno del volume di accessibilità.
To reduce the risk of strangulation, the flexible cable connected to the device must be securely fixed to the wall if it is located within the accessible area.

COMBINAZIONE COLORI CONDUTTORI
CABLE COLOR CODING

MARRONE / BROWN = **LINEA / *LINE***
BLU / BLUE = **NEUTRO / *NEUTRAL***
GIALLO-VERDE / YELLOW-GREEN = **TERRA / EARTH CPC | PE**

CAVO DALI / *DALI CABLE*

ARANCIO | *ORANGE* = **DA**
ARANCIO | *ORANGE* = **DA**

CAVO PUSH / *PUSH CABLE*

MARRONE | BROWN = **DA | L = LINEA / *LINE***
AZZURRO / *LIGHT BLUE*= **DA | N = NEUTRO / *NEUTRAL***

CAVO 1-10V / 1-10V *CABLE*

VERDE | *GREEN* = ***1-10V + POSITIVO | POSITIVE***
GIALLO | *YELLOW* = ***1-10V - NEGATIVO | NEGATIVE***

SERIE / *SERIES*: TOUR SLIM_PD ELLIPTIC

BRAND: i-LèD

ROSONE A 3 CAVI | *3 CABLES CEILING ROSE | 70W*

DALI

64020
64021
64023
64022

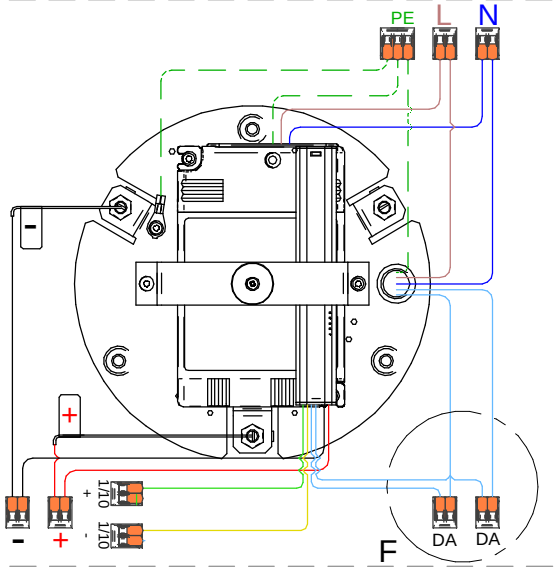

ON-OFF
NON COLLEGARE I CONDUTTORI DEL DALI
DO NOT WIRE DALI CONDUCTORS

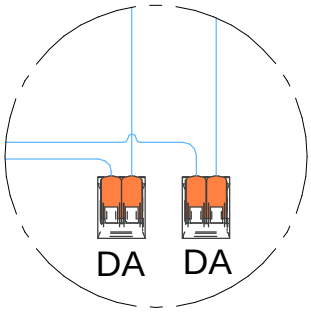

DETTAGLIO F

1-10V

64020
64021
64023
64022

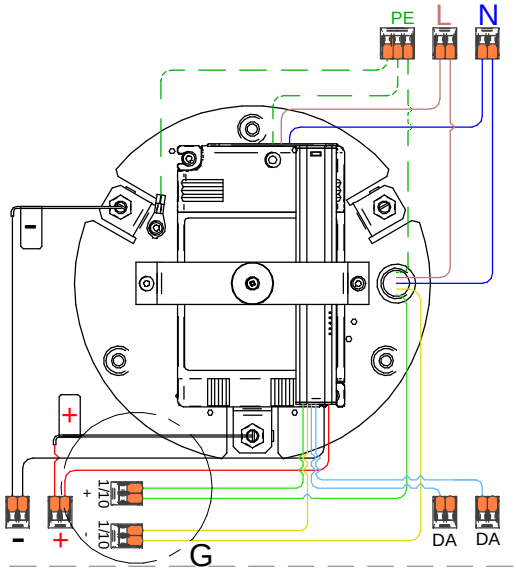

ON-OFF
NON COLLEGARE I CONDUTTORI DEL 1-10V
DO NOT WIRE 1-10VCONDUCTORS

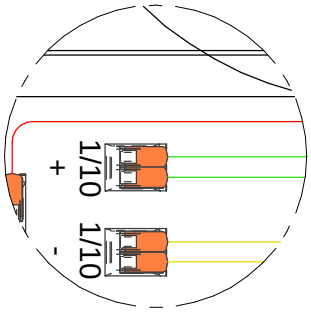

DETTAGLIO G

ROSONE A 3 CAVI | *3 CABLES CEILING ROSE | 90W*

ON-OFF

64578
65142
64039
64038

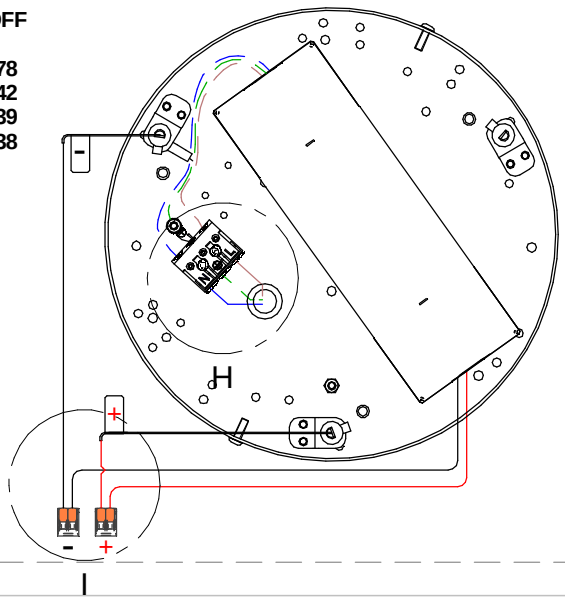

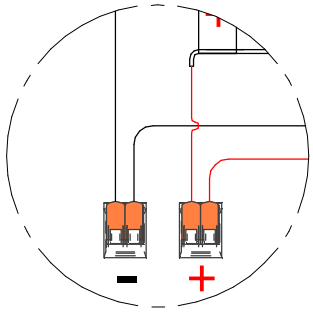

DETTAGLIO I

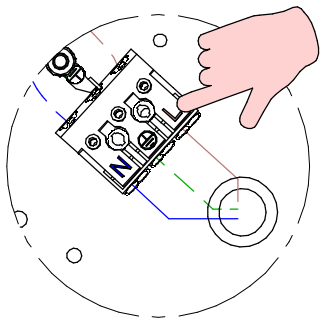

DETTAGLIO H

SERIE / *SERIES*: TOUR SLIM_PD ELLIPTIC

BRAND: i-LèD

ROSONE A 3 CAVI | *3 CABLES CEILING ROSE | 100W*

TAGLIO DI FASE | PHASE-CUT

64030
64031
64033
64032

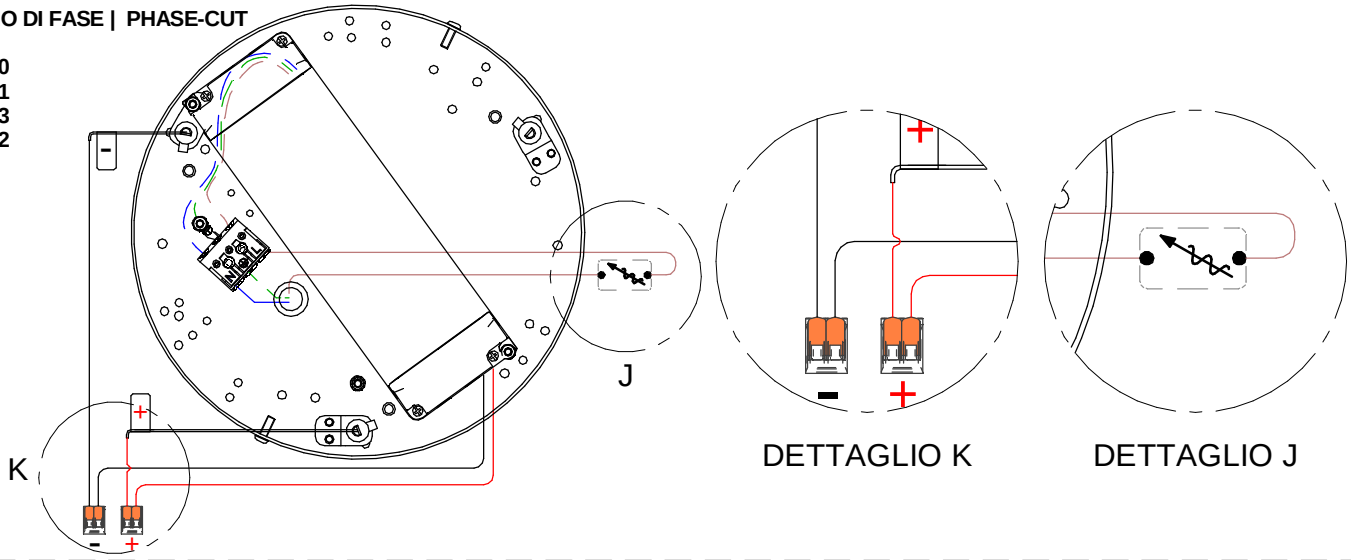

ROSONE A 3 CAVI | *3 CABLES CEILING ROSE | 75W*

DALI

C-F300013
C-F300014
C-F300015
C-F300016

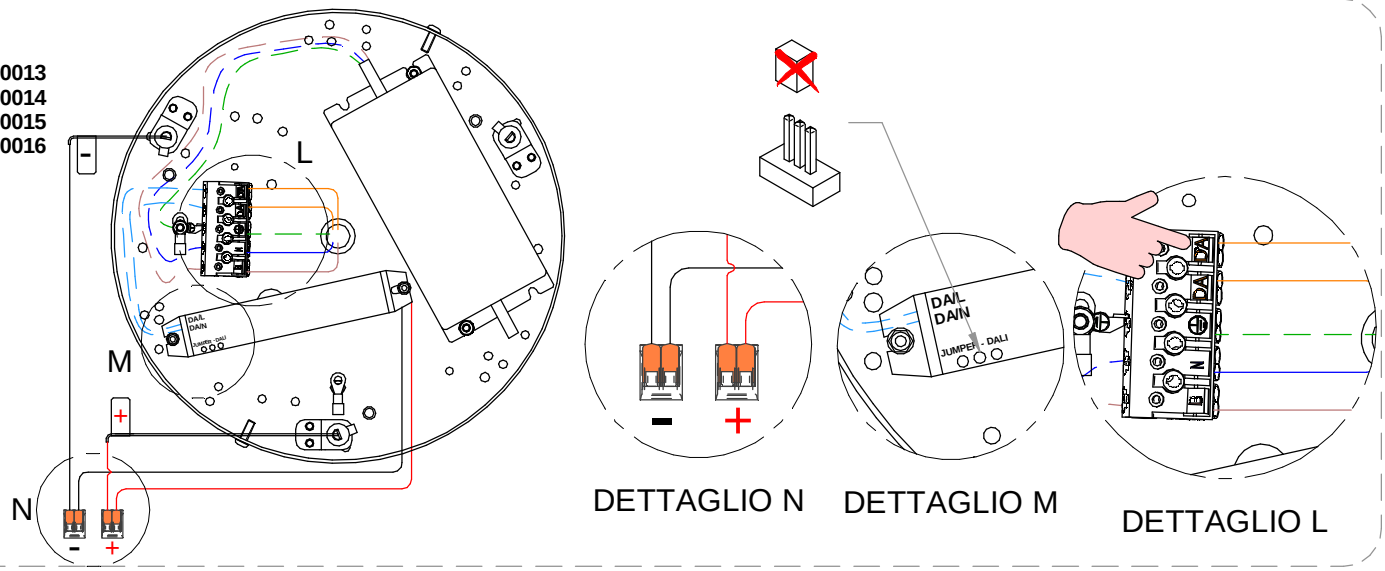

ROSONE A 3 CAVI | *3 CABLES CEILING ROSE | 75W*

PUSH

C-F300013
C-F300014
C-F300015
C-F300016

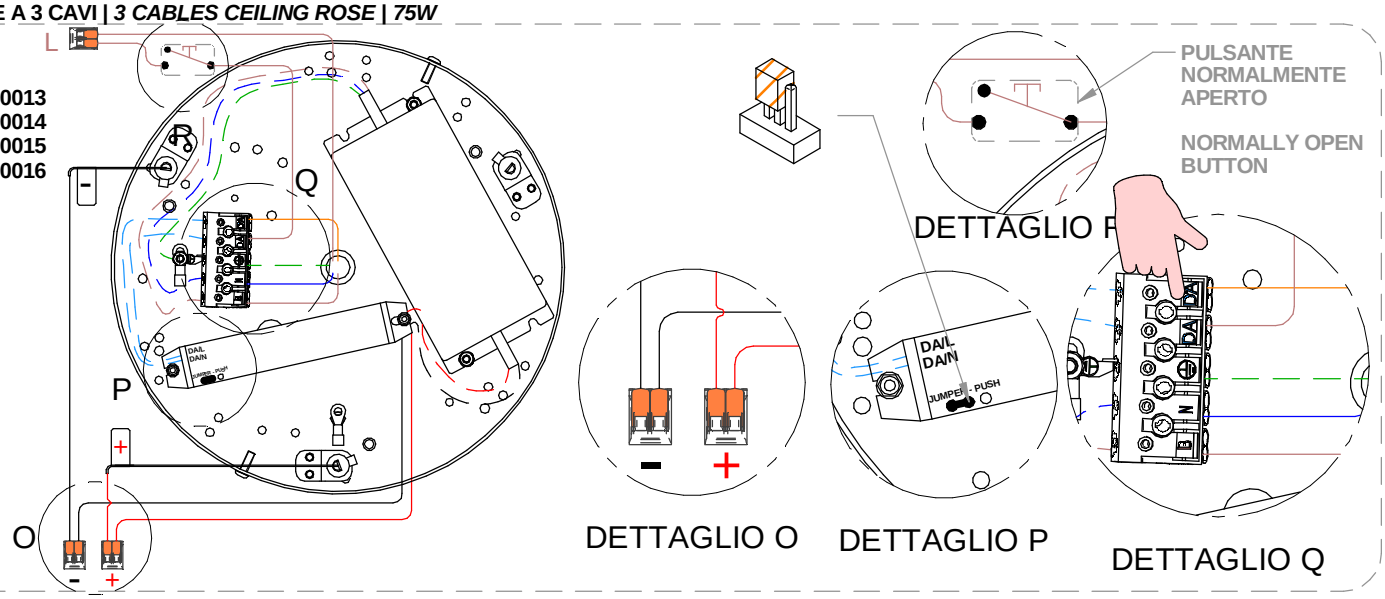

SERIE / *SERIES*: TOUR SLIM_PD ELLIPTIC

BRAND: i-LèD

ROSONE A 3 CAVI | *3 CABLES CEILING ROSE | 150 W*

DALI 2

C-F300054
C-F300055
C-F300056
C-F300057

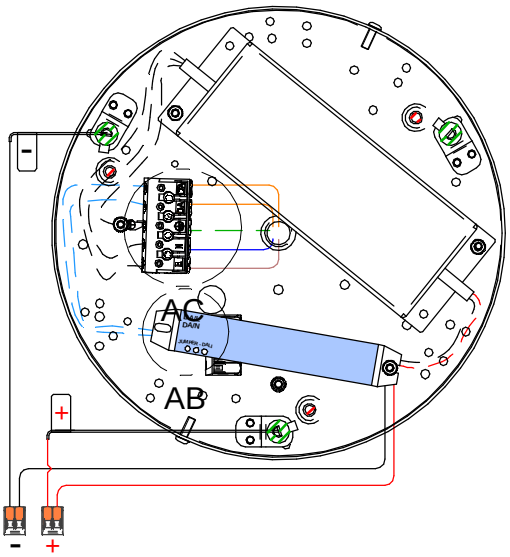

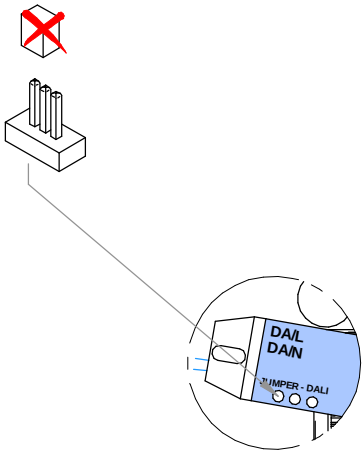

DETTAGLIO AB

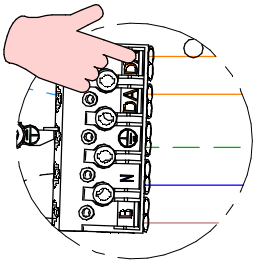

DETTAGLIO AC

ROSONE A 3 CAVI | *3 CABLES CEILING ROSE | 150 W*

PUSH

C-F300054
C-F300055
C-F300056
C-F300057

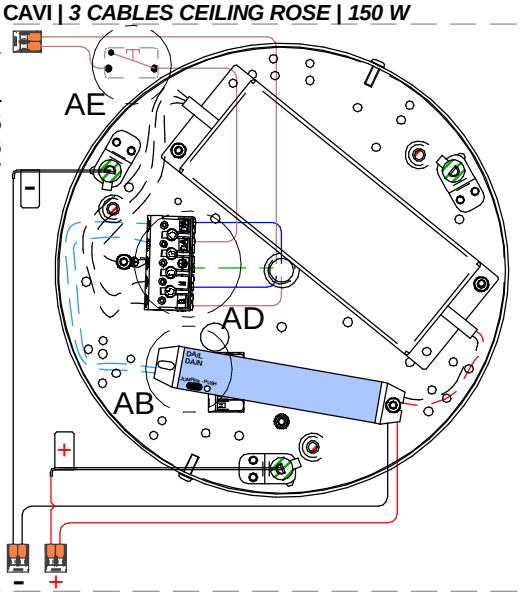

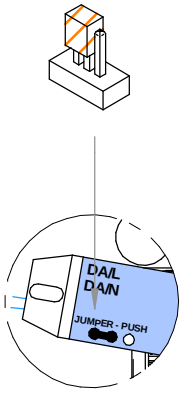

DETTAGLIO AB

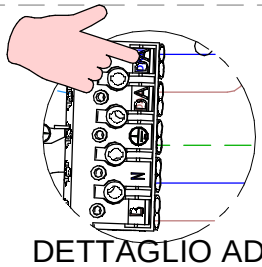

DETTAGLIO AD

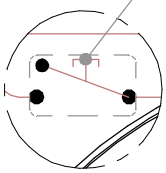

PULSANTE NORMALMENTE APERTO

NORMALLY OPEN BUTTON

DETTAGLIO AE