linea light group	**ISTRUZIONI DI MONTAGGIO** *MOUNTING INSTRUCTIONS*	**REVISIONE N°.** *REVISION N°.*	**DATA**
		Rev.6	**13/02/2026**

LED-FGI897

SERIE / *SERIES*: TOUR SLIM_PD COMPLETE, TOUR SLIM_PD

BRAND: i-LèD

IP40

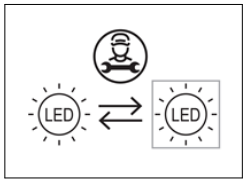

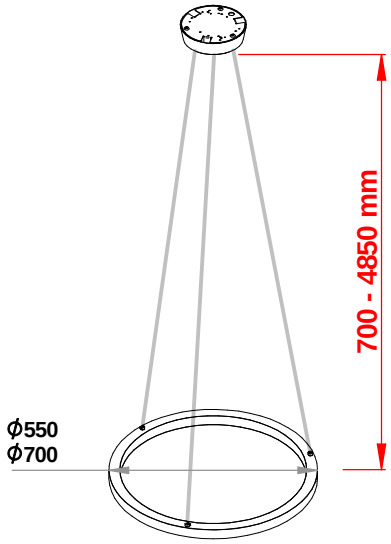

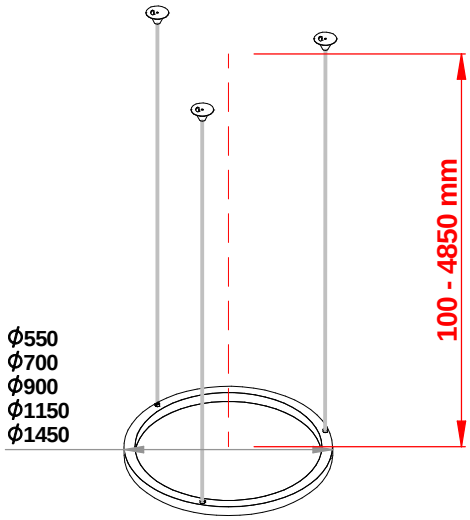

LISTA DEGLI ARTICOLI | *LIST OF FIXTURES*

CODE	*Dimensions (LxWxH / Ø x H mm)*	*Electrical Insulation Class*	*POWER (W)*	*CLASS I / II*		*TYPE*	*WEIGHT (Kg)*	*IP*	*CRI*	*Energy class light source*			*No. light source*	*Conn. Type*
				INPUT (V)	FREQUENCY (Hz)					*Temperature color LED*				
				CLASS III										
				VOLTAGE (V)	CURRENT (mA)					2700	3000	4000		
C01055	Ø550x29	1	35	220-240	50/60	ON/OFF PHASE-CUT PUSH DIM	2,3	40	90	E	E	E	1	Y
C01056	Ø550x29	1	35	220-240	50/60	DALI	2,3	40	90	E	E	E	1	Y
C01059	Ø550x29	3	31	24 VCV	-	-	1,4	40	90	E	E	E	1	Y
C01057	Ø700x29	1	42	220-240	50/60	ON/OFF PHASE-CUT PUSH DIM	2,7	40	90	E	E	E	1	Y
C01058	Ø700x29	1	42	220-240	50/60	DALI	2,7	40	90	E	E	E	1	Y
C01060	Ø700x29	3	38	24 VCV	-	-	1,8	40	90	E	E	E	1	Y
C01061	Ø900x29	3	48	24 VCV	-	-	2,3	40	90	E	E	E	1	Y
C01062	Ø1150x29	3	56	24 VCV	-	-	3	40	90	E	E	E	1	Y
C01063	Ø1450x29	3	68	24 VCV	-	-	3,7	40	90	E	E	E	1	Y

ACCESSORI NON INCLUSI | *NOT INCLUDED ACCESSORIES*

A

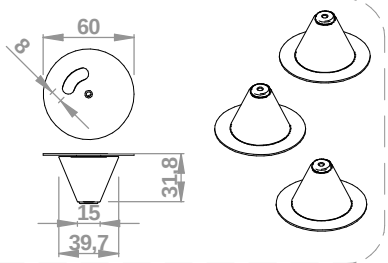

B

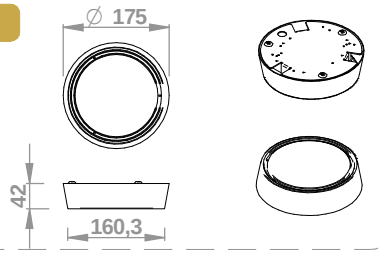

C
D

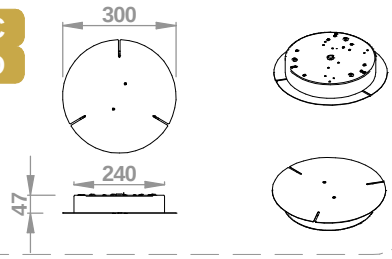

D

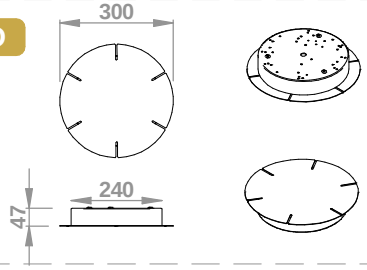

E

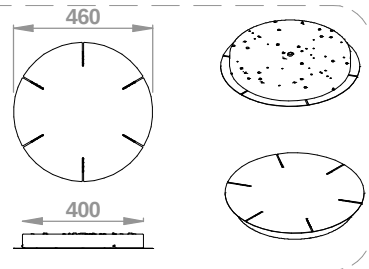

SERIE / *SERIES*: TOUR SLIM_PD COMPLETE, TOUR SLIM_PD

BRAND: i-LED

ALIMENTATORI REMOTI | *REMOTE DRIVER* | 24V CV

REASON_75
75W



99374 ON | OFF

REASON_150
150W



99331 ON | OFF
99332 0/1-10V

STORMSHIELD
120W



99722 ON | OFF

STORMSHIELD
240W



99786 ON | OFF

POWER 150W



83333 DALI 2 | PUSH

POWER 240W



C-E400002 DALI 2 | PUSH

DRIVER BUS DALI

DALI Power Supply



99309
99310
C-E300002 (30 devices)

Scene COM EVO



83146

CONVERTER

Bird Maxi



83042 DALI 2 | PUSH | 0/1-10V

CONTROLLER DALI

DALI XC



99311

MASTER DALI 2

OPTI Touch 4"



C-E700019 + 83009 (driver)

OPTI Touch 7"



C-E700020 + 83009 (driver)

EMISSIONE TOTALE | *TOTAL EMISSION* ■ **EMISSIONE SEPARATA *SEPARATE EMISSION*** ■ + ■

	CODICI ROSONI | CEILING ROSE REFS.	Ø [mm]	N° ASOLE SLOTS	3 CAVI x ASOLA 3 CABLES x SLOT	ON-OFF	PHASE CUT	DALI	DALI2	0/1-10V	PUSH	N° DRIVER	POWER [W]
TOUR												
B	64010, 64011, 64013, 64012	175	3		x ■	x ■				x ■	1	50
	64020, 64021, 64023, 64022	175	3		x ■		x ■		x ■		1	70
C	64578, 65142, 64039, 64038	300	3		x ■						1	90
	64030, 64031, 64033, 64032	300	3			x ■						100
	C-F300013, C-F300014, C-F300015, C-F300016	300	3				x ■			x ■	1	75
	65324, 65326, C-F300011, C-F300012	300	3		x ■ ■						2	75 + 75
	C-F300017, C-F300018, C-F300019, C-F300020	300	3					x ■ ■		x ■	2	75 + 75
	C-F300054, C-F300055, C-F300056, C-F300057	300	3					x ■		x ■	1	150
D	64066, 64067, 64069, 64068	300	6		x ■						1	150
	64060, 64061, 64063, 64062	300	6			x ■					1	100
	65336, 65338, C-F300021, C-F300022	300	6		x ■ ■						2	150 + 150
	C-F300027, C-F300029, C-F300030, C-F300031	300	6					x ■		x ■	1	150
E	65412, 65413, C-F300032, C-F300033	460	6	x	x ■ ■						3	150 + 150 + 150
	C-F300038, C-F300039, C-F300040, C-F300041	460	6	x				x ■ ■		x ■ ■	3	75 + 100 + 150
	C-F300034, C-F300035, C-F300036, C-F300037	460	6	x				x ■ ■		x ■	2	150 + 150

SERIE / *SERIES*: TOUR SLIM_PD COMPLETE, TOUR SLIM_PD
BRAND: i-LèD

NELLE MISURE PROPOSTE DEVONO ESSERE CONSIDERATE TOLLERANZE CHE ESISTONO IN PROFILI DI ALLUMINIO CURVATI
THE PROPOSED DIMENSIONS MUST TAKE INTO ACCOUNT THE TOLERANCES INHERENT TO CURVED ALUMINUM PROFILES

TOUR SLIM

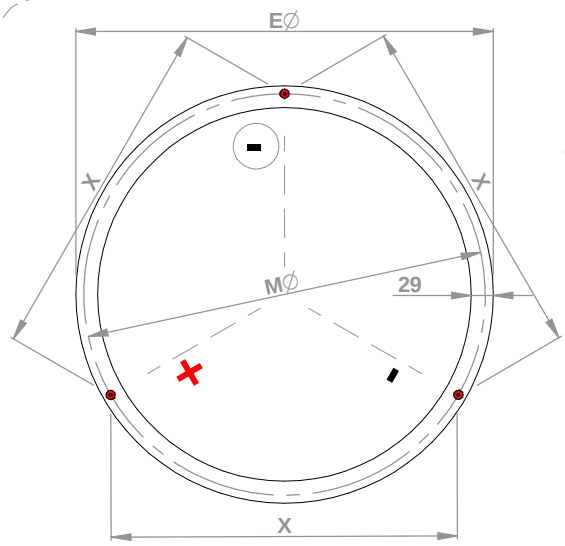

+ **POSITIVO** ***POSITIVE***
- **NEGATIVO** ***NEGATIVE***
CAVO ALIMENTAZIONE / SOSPENSIONE
POWER IN / SUSPENSION CABLE

SOLO SU BIEMISSIONE / ***ONLY DOUBLE EMISSION***
AL SECONDO DRIVER / *TO SECOND DRIVER*
DIVIVERE IL POSITIVO E COLLEGARE I DUE CAVI AI DRIVER
SPLIT THE POSITIVE CONDUCTOR AND WIRE TO THE DRIVERS

CODICI | REFS.	Eø [mm]	Mø [mm]	N° CAVI *CABLES*	X	H	POWER [W]
C01055	550	531	3	460	29	35
C01056	550	531	3	460	29	35
C01059	550	531	3	460	29	31
C01057	700	679	3	588	29	42
C01058	700	679	3	588	29	42
C01060	700	679	3	588	29	38
C01061	900	879	3	761	29	48
C01062	1150	1129	3	978	29	56
C01063	1450	1429	3	1238	29	78

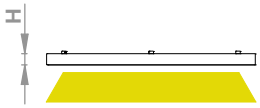

FISSAGGIO INSTALLAZIONE SENZA ROSONE | FIXING NO CEILING ROSE

A

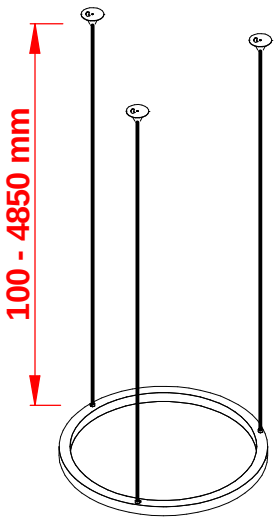

A 1

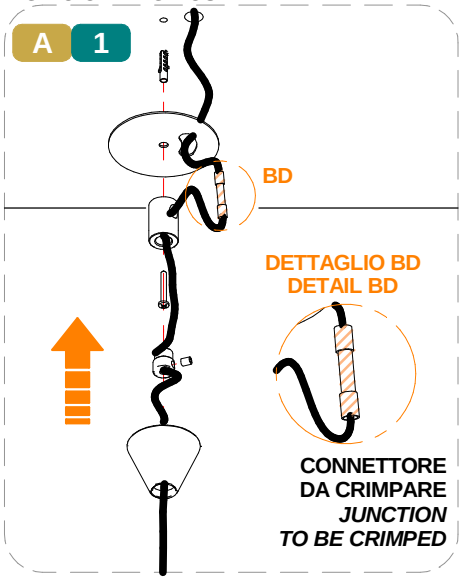

A 2

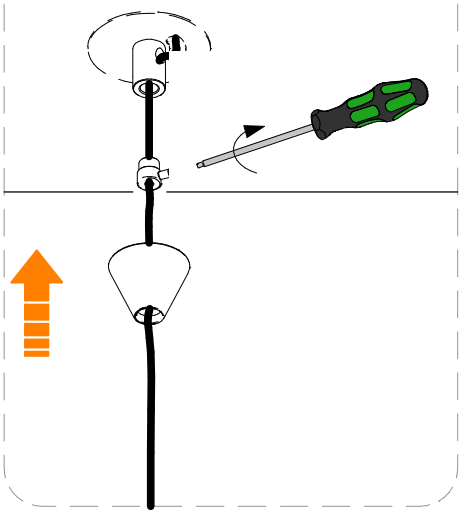

INSTALLAZIONE ROSONE | CEILING ROSE

B
C
D
E

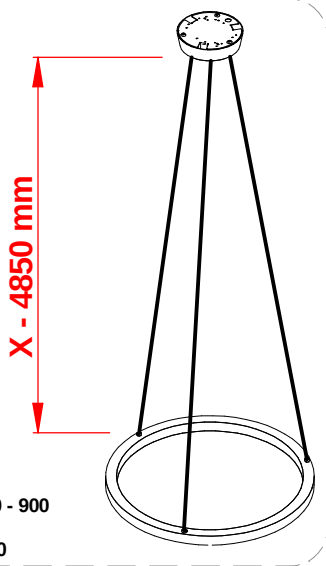

X
700mm
Ø 550 - 700 - 900
900mm
Ø 1150-1450

B 1

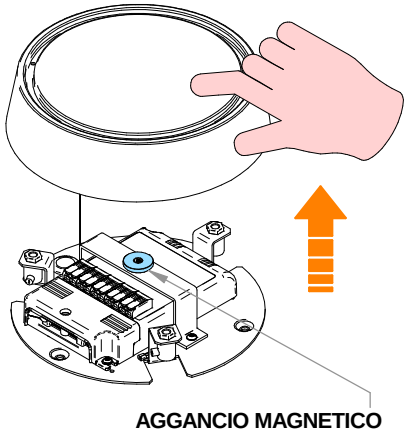

B 2

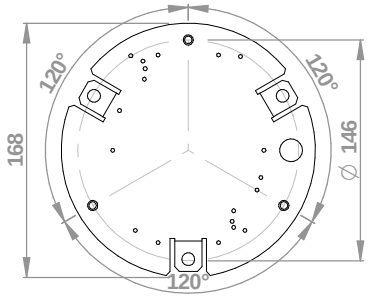

SERIE / *SERIES*: TOUR SLIM_PD COMPLETE, TOUR SLIM_PD
BRAND: i-LED

B 3

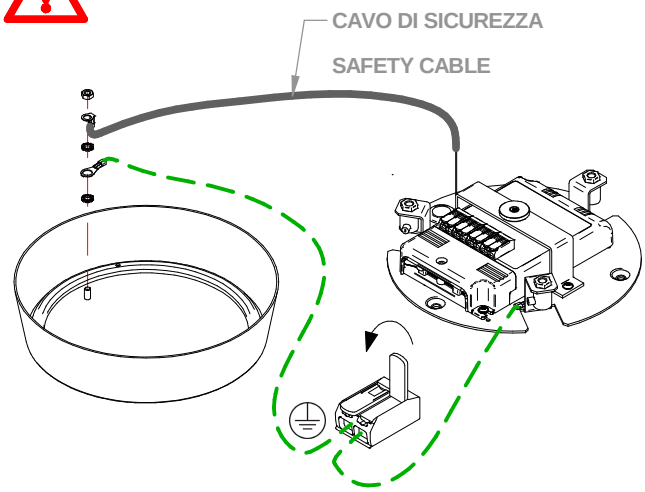

B 4

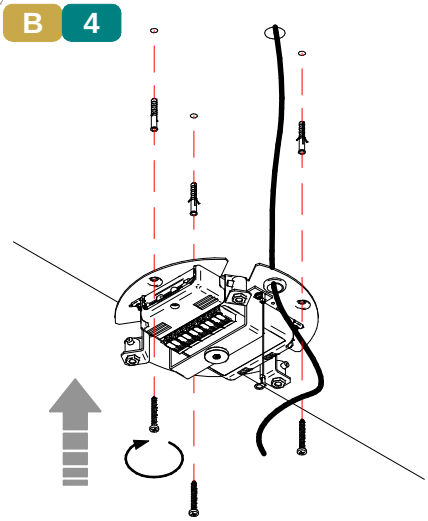

B 5

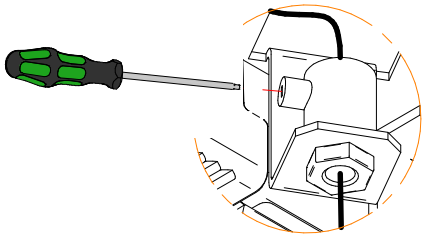

DETTAGLIO BC
DETAIL BC

B 6

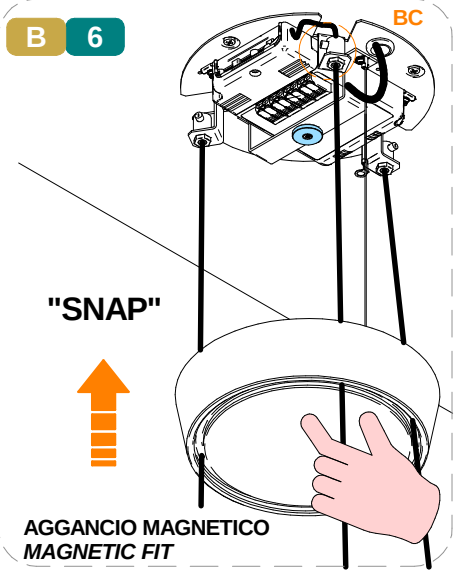

C D E 1

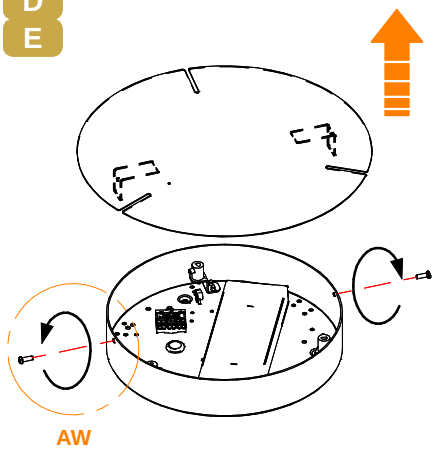

C D E 1

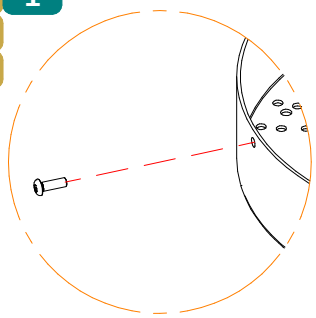

DETTAGLIO AW
DETAIL AW

C D E 1

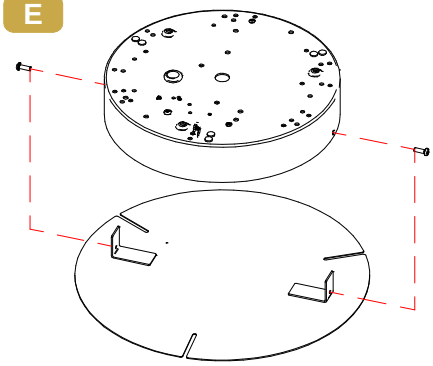

SERIE / *SERIES*: TOUR SLIM_PD COMPLETE, TOUR SLIM_PD

BRAND: i-LED

MARRONE / BROWN = LINEA / *LINE*
AZZURRO / LIGHT BLUE = NEUTRO / *NEUTRAL*
GIALLO-VERDE / YELLOW-GREEN = TERRA / EARTH CPC | PE

C 2 D — ϕ 300mm

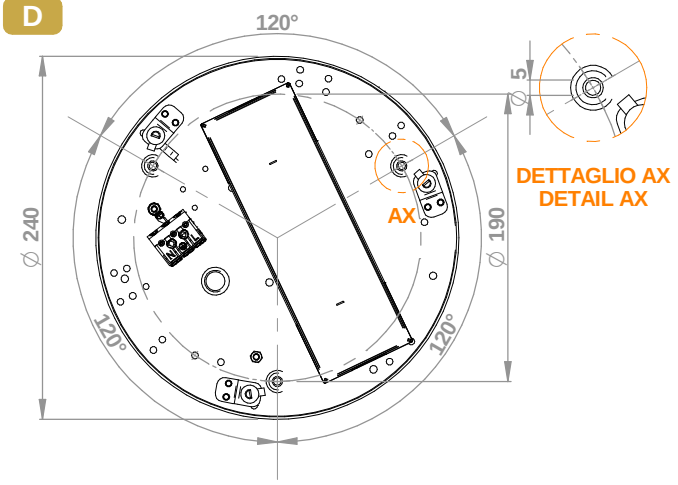

E 2 — ϕ 460mm

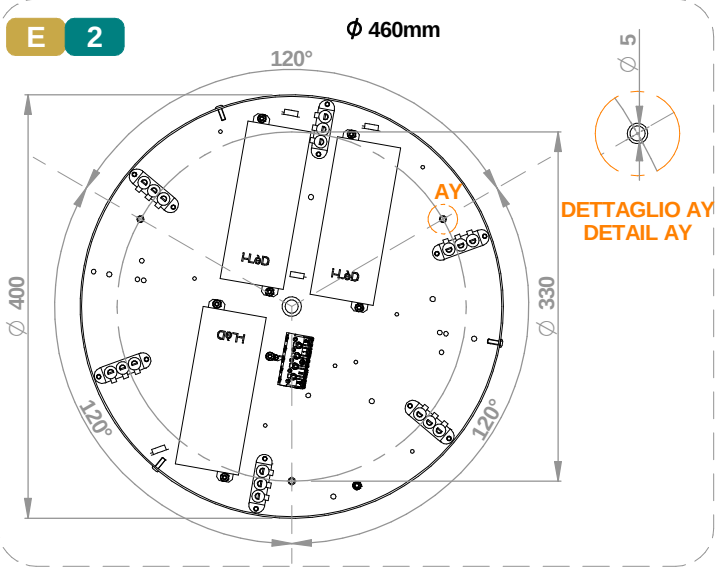

CABLAGGIO / *WIRING*

1 TUTTE LE OPERAZIONI DI COLLEGAMENTO ALLA RETE ELETTRICA DEVONO ESSERE CONDOTTE IN MANCANZA DI TENSIONE

ALL THE WIRING OPERATION MUST BE PERFORMED WITH MCB IN OFF POSITION

2 SE IL PRODOTTO E' DEFINITO IN CLASSE 1, IL CONDUTTORE DI MESSA A TERRA DI PROTEZIONE DEVE ESSERE SEMPRE COLLEGATO

IF THE FITTING IS CLASS 1 RATED, THE CPC | EARTH | PE CONDUCTOR MUST BE CONNECTED

3 SE L'IMPIANTO E' STATO COMPLETATO ED E' IN SICUREZZA, PUO' ESSERE ALIMENTATO

WHEN THE CIRCUIT IS COMPLETED AND SAFE, MCB CAN BE SET IN ON POSITION

SE IL PRODOTTO E' DEFINITO IN CLASSE 3, IL CIRCUITO SECONDARIO A BASSA TENSIONE DEVE ESSERE COLLEGATO ALL'ALIMENTATORE PRIMA CHE QUESTO SIA SOTTO TENSIONE

IF THE FITTING IS CLASS 3 RATED, THE LOW VOLTAGE CIRCUIT MUST BE WIRED BEFORE THE POWER SUPPLY IS POWERED ON

SE IL CARICO VENISSE COLLEGATO AD ALIMENTATORE SOTTO TENSIONE, I PRODOTTI POTREBBERO DANNEGGIARSI, SUBENDO UN DANNO DA SOVRATENSIONE

IF THE LOAD IS WIRED TO AN ALREADY ON POWER SUPPLY, THE FITTINGS COULD BE DAMAGED BY VOLTAGE SURGE

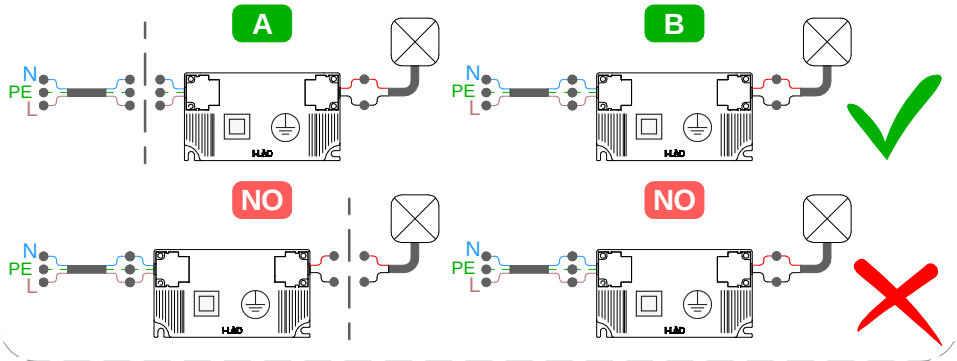

COMBINAZIONE COLORI CONDUTTORI / *CABLE COLOR CODING*

BASSA TENSIONE | *LOW VOLTAGE* DC

ROSSO | *RED* = ***POSITIVO* + / *POSITIVE* +**
NERO | *BLACK* = **NEGATIVO - / *NEGATIVE* -**

ETICHETTA ARGENTATA
SILVER LABEL

CAVO DALI / *DALI CABLE*

DALI
AZZURRO | *LIGHT BLUE* = **DA 1**
AZZURRO | *LIGHT BLUE* = **DA 2**

CAVO 1-10V / 1-10V *CABLE*

1-10V
VERDE | *GREEN* = ***1-10V* + POSITIVO | *POSITIVE***
GIALLO | *YELLOW* = ***1-10V* - NEGATIVO | *NEGATIVE***

CAVO PUSH / *PUSH CABLE*

PUSH
MARRONE | BROWN = **DA | L = LINEA / *LINE***
AZZURRO / *LIGHT BLUE*= **DA | N = NEUTRO / *NEUTRAL***
NERO | *BLACK* = **DA/L**
BIANCO | *WHITE* = **DA/N**

LEGENDA GENERICA | *GENERIC REFERS*

INTERFACCIA | *CONTROLLER* | **DALI 2 | PUSH**
INTERFACCIA | *CONTROLLER* | **DALI 1 | 0/1-10V**
FORI DI FISSAGGIO | *FIXING HOLES*
FORI PASSAGGIO E BLOCCO CAVI | *CABLE FIXING HOLES*

SERIE / *SERIES*: TOUR SLIM_PD COMPLETE, TOUR SLIM_PD

BRAND: i-LèD

MARRONE / BROWN = LINEA / *LINE*
AZZURRO / LIGHT BLUE = NEUTRO / *NEUTRAL*
GIALLO-VERDE / YELLOW-GREEN = TERRA / EARTH CPC | PE

TIPO DI CONNESSIONE
TYPE OF CONNECTION

X: Se il cavo flessibile esterno di questo apparecchio è danneggiato, deve essere sostituito da un cavo speciale, disponibile esclusivamente presso il fabbricante, o il suo servizio di assistenza.
X: If the external flexible cable of this appliance is dameged, it must be replaced with a special cable, which is only avaible from the manufacturer or its service department.

Y: Se il cavo flessibile esterno di questo apparecchio è danneggiato, deve essere sostituito esclusivamente dal fabbricante, dal suo servizio di assistenza o da personale qualificato equivalente, al fine di evitare pericoli.
Y: If the external flexible cable of this appliance is dameged, it must only be replaced by the manufacturer, its service department or equivalent qualified personell in order to avoid danger.

Z: Il cavo flessibile esterno di questo apparecchio non può essere sostituito; se il cavo è danneggiato l'apparecchio deve essere distrutto.
Z: The external flexible cable fo this appliance cannot be replaced; if the cable is dameged, the appliance must be destroyed.

Per ridurre il rischio di strangolamento, il cavo flessibile collegato all'aparecchio deve essere efficacemente fissato alla parete, se si trova all'interno del volume di accessibilità.
To reduce the risk of strangulation, the flexible cable connected to the device must be securely fixed to the wall if it is located within the accessible area.

CODE	*POWER [W]*	*DOWN EMISSION [W]*	*UP EMISSION [W]*	EMISSIONE TOTALE *TOTAL EMISSION*				EMISSIONE SEPARATA *SEPARATE EMISSION*	
				DRIVER				DRIVER DRIVER + DIMMER	
				ON-OFF	0/1-10V	DALI 2	PUSH	ON-OFF	DALI 2 | PUSH | 0/1-10V
C01059	31	-	-	99374 99331 99786	99332	99722 83333 C-E400002	83333 C-E400002	-	-
C01060	38								
C01061	48								-
C01062	56								
C01063	68								

DRIVER REMOTO SINGOLA ACCENSIONE | *REMOTE DRIVER SINGLE POWER ON*

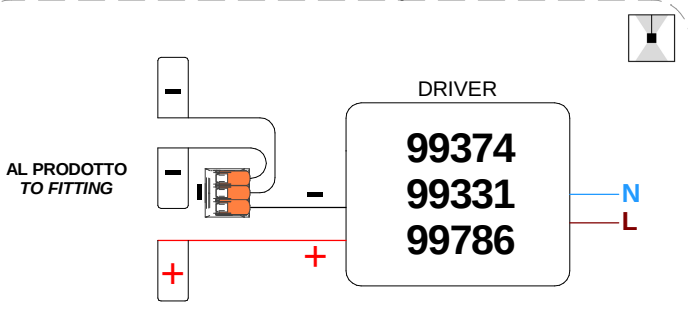

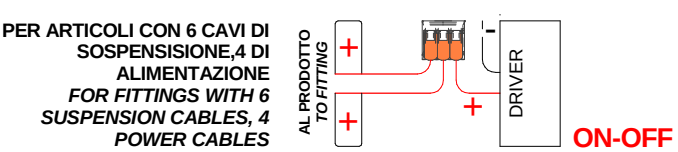

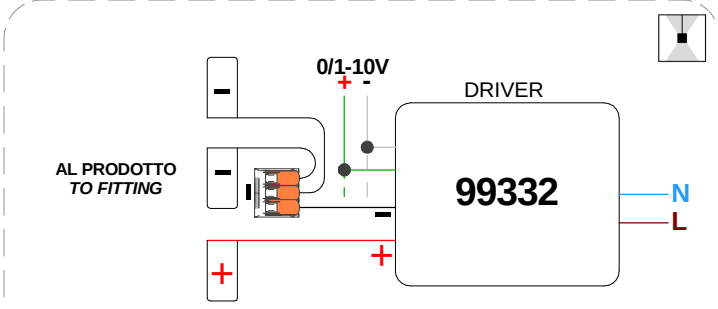

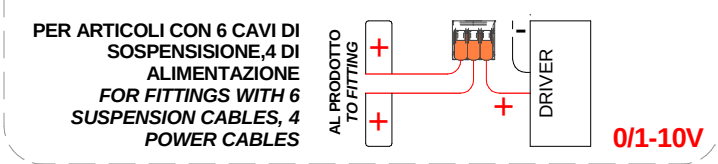

SERIE / *SERIES*: TOUR SLIM_PD COMPLETE, TOUR SLIM_PD
BRAND: i-LèD

MARRONE / BROWN = LINEA / *LINE*
AZZURRO / LIGHT BLUE = NEUTRO / *NEUTRAL*
GIALLO-VERDE / YELLOW-GREEN = TERRA / EARTH CPC | PE

DALI

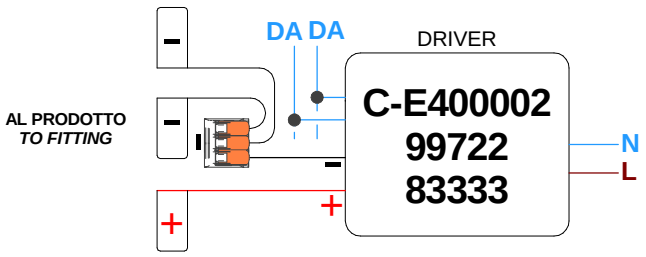

PER ARTICOLI CON 6 CAVI DI SOSPENSISIONE,4 DI ALIMENTAZIONE
FOR FITTINGS WITH 6 SUSPENSION CABLES, 4 POWER CABLES

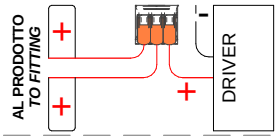

PUSH

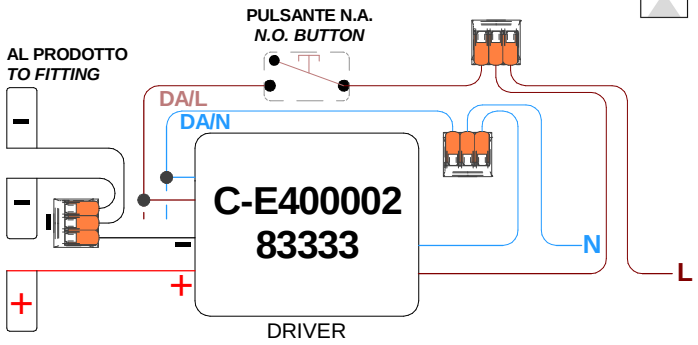

PER ARTICOLI CON 6 CAVI DI SOSPENSISIONE,4 DI ALIMENTAZIONE
FOR FITTINGS WITH 6 SUSPENSION CABLES, 4 POWER CABLES

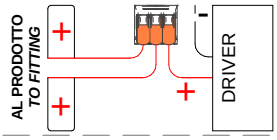

ALIMENTATORE REMOTO CON CONVERTITORE 83042 | *REMOTE DRIVER USING CONVERTER 83042*

DIMMING SET

Dimming	1	2	3	4	5
SLAVE DL D/P Rev.1	-	-	-	-	-
Push Slow	ON	-	-	-	-
Push Fast	-	ON	-	-	-
Push Up/Down	ON	ON	-	-	-
DALI	-	-	ON	-	-
1-10V for passive resistor	-	ON	ON	-	ON
1-10V for active systems	-	ON	ON	-	-
0-10V for active systems	ON	-	ON	-	-
0-10V for passive resistor	ON	-	ON	-	ON
Slave DL D/P 12 48, AL20D/P, AL42D/P	ON	ON	ON	-	-
Output PWM Freq. 244Hz	X	X	X	-	X
Output PWM Freq. 2KHz	X	X	X	ON	X

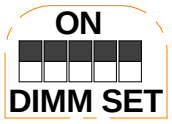

DETTAGLIO B
DETAIL B

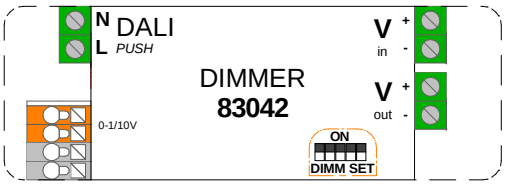

B

ALIMENTATORE REMOTO SINGOLA ACCENSIONE CON CONVERTITORE 83042 | *REMOTE DRIVER SINGLE POWER ON USING CONVERTER 83042*

0/1-10V

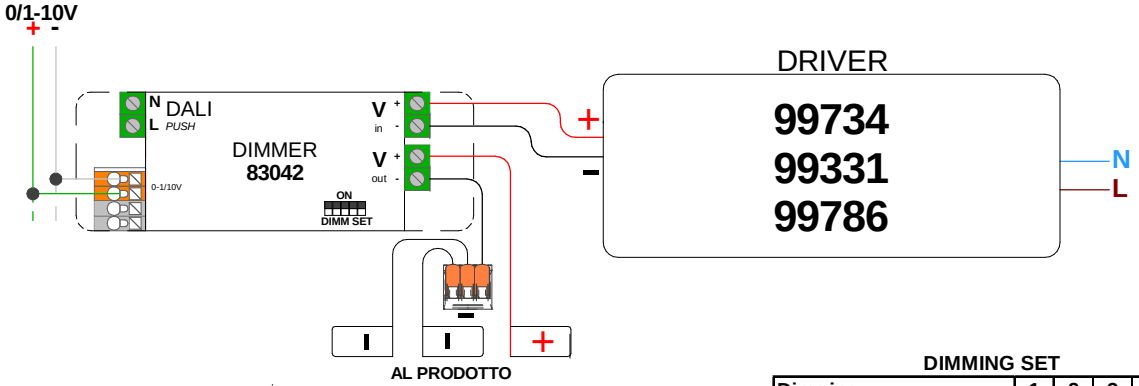

PER ARTICOLI CON 6 CAVI DI SOSPENSISIONE,4 DI ALIMENTAZIONE
FOR FITTINGS WITH 6 SUSPENSION CABLES, 4 POWER CABLES

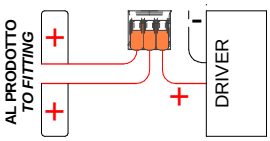

DIMMING SET

Dimming	1	2	3	4	5
1-10V for passive resistor	-	ON	ON	-	ON
1-10V for active systems	-	ON	ON	-	-
0-10V for active systems	ON	-	ON	-	-
0-10V for passive resistor	ON	-	ON	-	ON

SERIE / *SERIES*: TOUR SLIM_PD COMPLETE, TOUR SLIM_PD

BRAND: i-LED

MARRONE / BROWN = LINEA / *LINE*
AZZURRO / LIGHT BLUE = NEUTRO / *NEUTRAL*
GIALLO-VERDE / YELLOW-GREEN = TERRA / EARTH CPC | PE

ROSONE A 3 CAVI | *3 CABLES CEILING ROSE* | 50W

ON-OFF

64010
64011
64013
64012

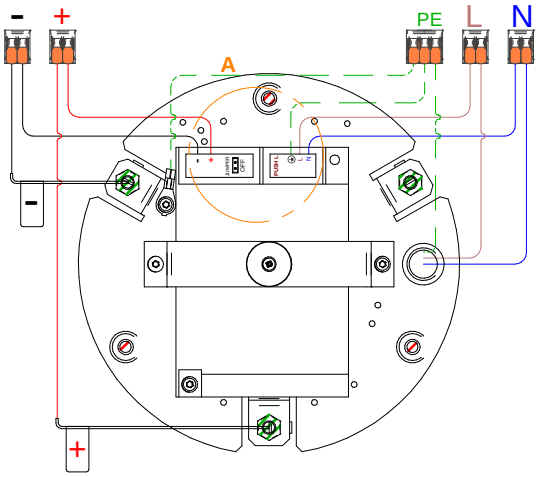

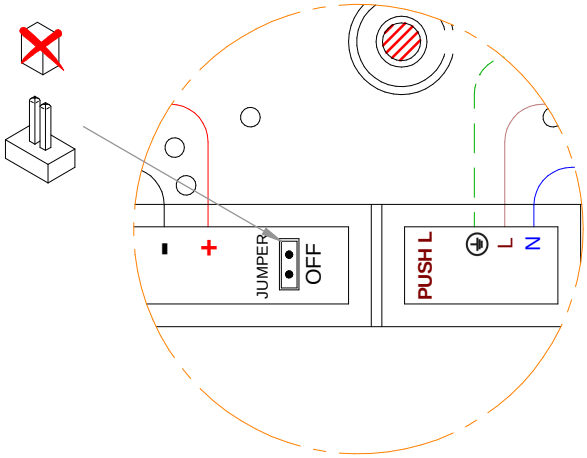

DETTAGLIO A
DETAIL A

C01055
C01057
CEILING ROSE INCLUDED

TAGLIO DI FASE | PHASE CUT

64010
64011
64013
64012

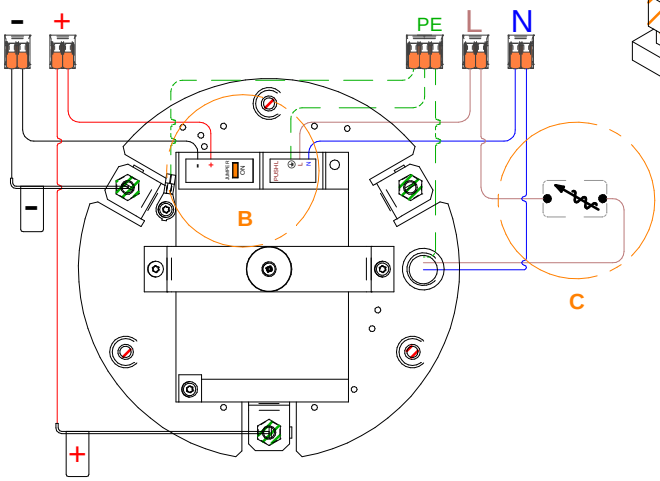

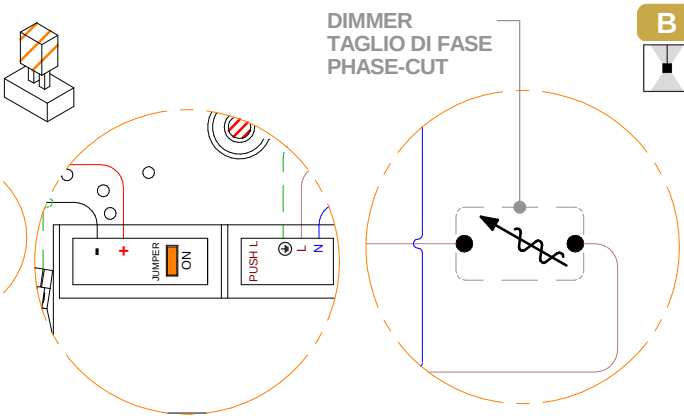

DETTAGLIO B
DETAIL B

DETTAGLIO C
DETAIL C

C01055
C01057
CEILING ROSE INCLUDED

PUSH DIM

64010
64011
64013
64012

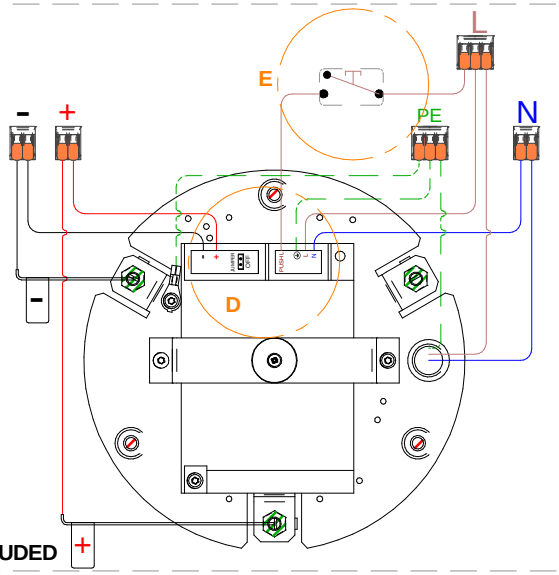

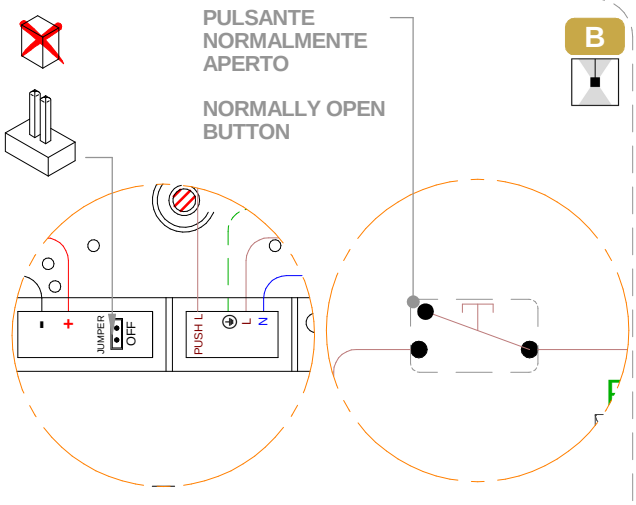

DETTAGLIO D
DETAIL D

DETTAGLIO E
DETAIL E

C01055
C01057
CEILING ROSE INCLUDED

SERIE / *SERIES*: TOUR SLIM_PD COMPLETE, TOUR SLIM_PD

BRAND: i-LED

MARRONE / BROWN = LINEA / *LINE*
AZZURRO / LIGHT BLUE = NEUTRO / *NEUTRAL*
GIALLO-VERDE / YELLOW-GREEN = TERRA / EARTH CPC | PE

ROSONE A 3 CAVI | *3 CABLES CEILING ROSE | 70W*

DALI

64020
64021
64023
64022

ON-OFF
NON COLLEGARE I
CONDUTTORI DEL DALI
DO NOT WIRE
DALI CONDUCTORS

C01056
C01058
CEILING ROSE INCLUDED

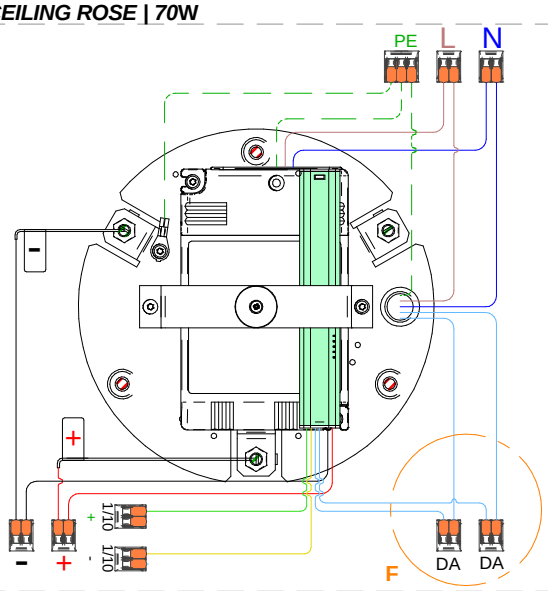

B

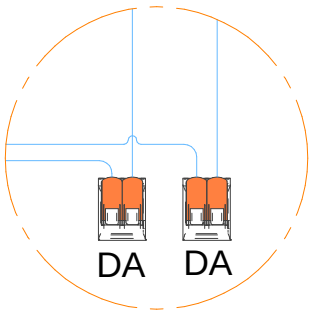

DETTAGLIO F
DETAIL F

0/1-10V

64020
64021
64023
64022

ON-OFF
NON COLLEGARE I
CONDUTTORI DEL 1-10V
DO NOT WIRE
1-10VCONDUCTORS

C01056
C01058
CEILING ROSE INCLUDED

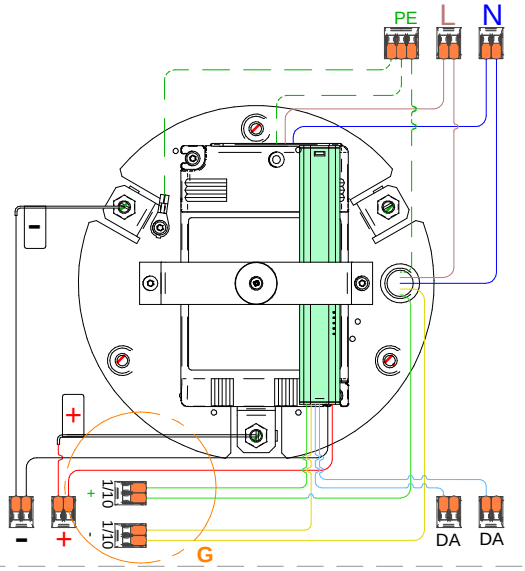

B

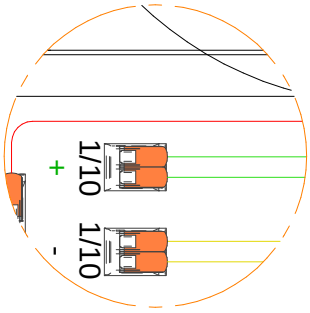

DETTAGLIO G
DETAIL G

ROSONE A 3 CAVI | *3 CABLES CEILING ROSE | 90W*

ON-OFF

64578
65142
64039
64038

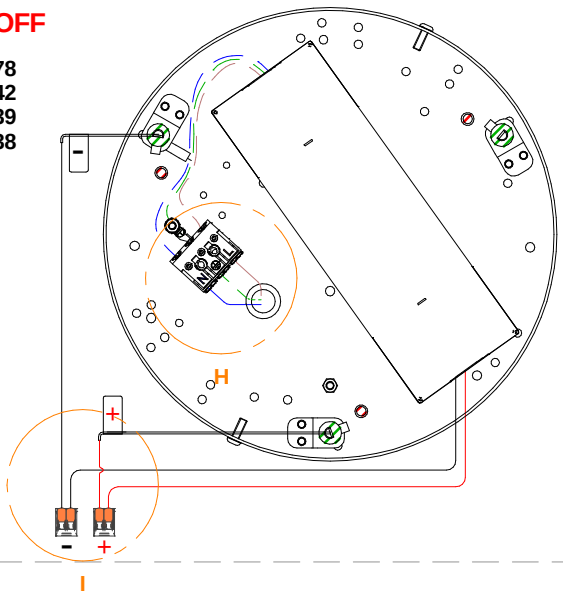

C

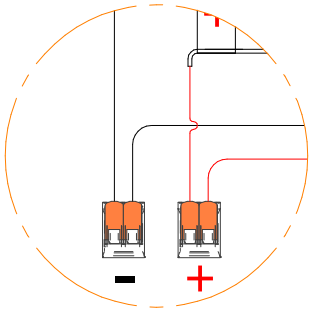

DETTAGLIO I
DETAIL I

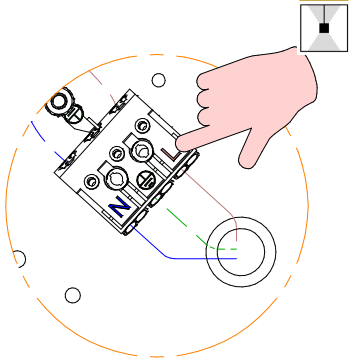

DETTAGLIO H
DETAIL H

SERIE / *SERIES*: TOUR SLIM_PD COMPLETE, TOUR SLIM_PD

BRAND: i-LED

MARRONE / BROWN = LINEA / *LINE*
AZZURRO / LIGHT BLUE = NEUTRO / *NEUTRAL*
GIALLO-VERDE / YELLOW-GREEN = TERRA / EARTH CPC | PE

ROSONE A 3 CAVI | *3 CABLES CEILING ROSE | 100W*

TAGLIO DI FASE | PHASE-CUT

64030
64031
64033
64032

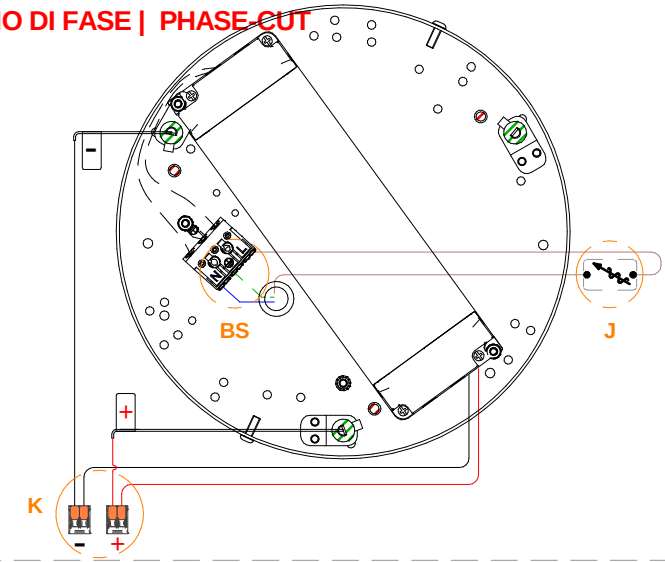

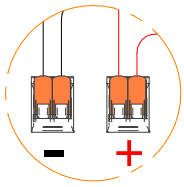

DETTAGLIO K
DETAIL K

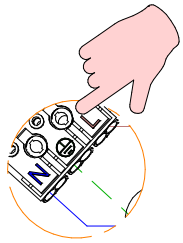

DETTAGLIO BS
DETAIL BS

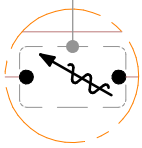

DETTAGLIO J
DETAIL J

C

DIMMER
TAGLIO DI FASE

PHASE CUT
DIMMER

ROSONE A 3 CAVI | *3 CABLES CEILING ROSE | 75W*

DALI 2

C-F300013
C-F300014
C-F300015
C-F300016

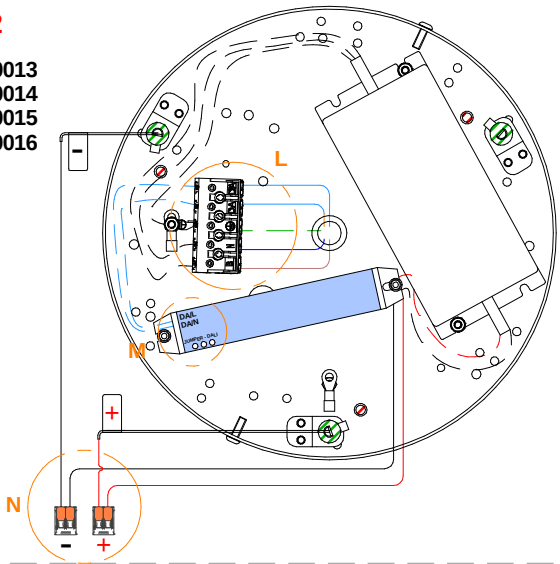

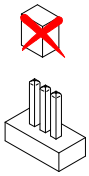

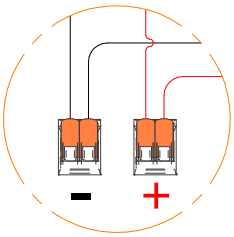

DETTAGLIO N
DETAIL N

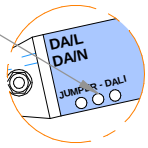

DETTAGLIO M
DETAIL M

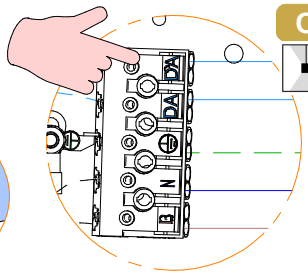

DETTAGLIO L
DETAIL L

C

ROSONE A 3 CAVI | *3 CABLES CEILING ROSE | 75W*

PUSH

C-F300013
C-F300014
C-F300015
C-F300016

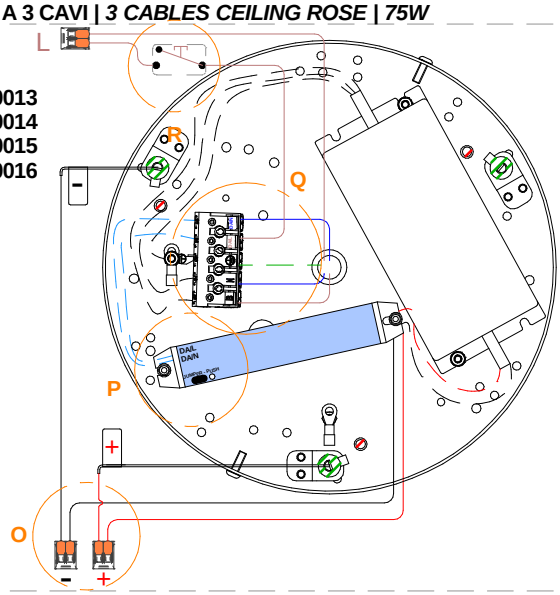

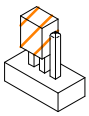

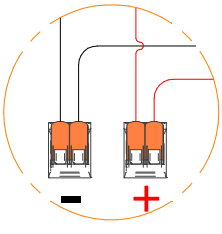

DETTAGLIO O
DETAIL O

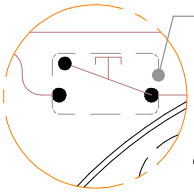

DETTAGLIO R
DETAIL R

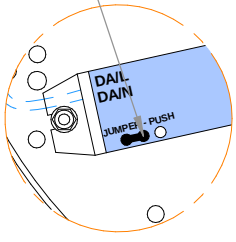

DETTAGLIO P
DETAIL P

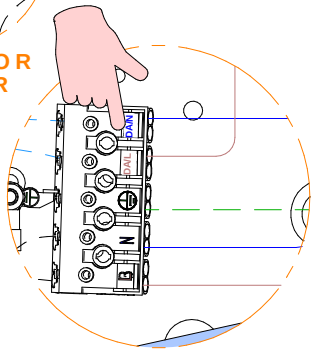

DETTAGLIO Q
DETAIL Q

PULSANTE
NORMALMENTE
APERTO

NORMALLY OPEN
BUTTON

C

SERIE / *SERIES*: TOUR SLIM_PD COMPLETE, TOUR SLIM_PD
BRAND: i-LED

MARRONE / BROWN = LINEA / *LINE*
AZZURRO / LIGHT BLUE = NEUTRO / *NEUTRAL*
GIALLO-VERDE / YELLOW-GREEN = TERRA / EARTH CPC | PE

ROSONE A 3 CAVI | *3 CABLES CEILING ROSE* | 75 + 75 W

ON-OFF

65324
65326
C-F300011
C-F300012

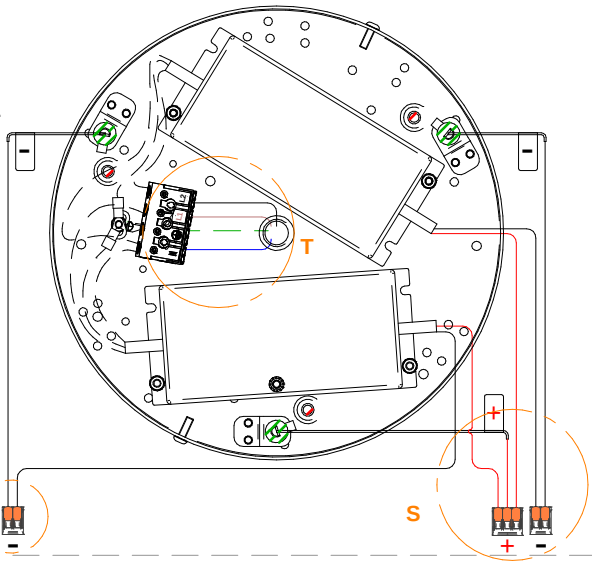

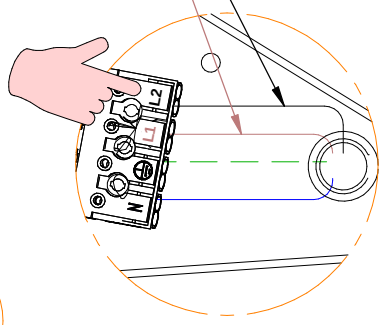

DETTAGLIO T
DETAIL T

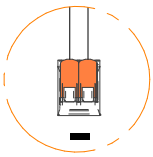

DETTAGLIO U
DETAIL U

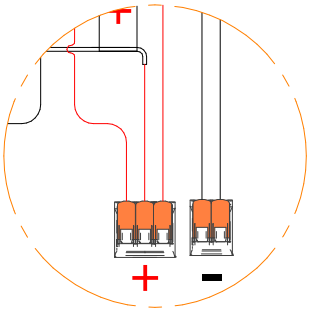

DETTAGLIO S
DETAIL S

ROSONE A 3 CAVI | *3 CABLES CEILING ROSE* | 75 + 75 W

DALI 2

C-F300017
C-F300018
C-F300019
C-F300020



DETTAGLIO V
DETAIL V

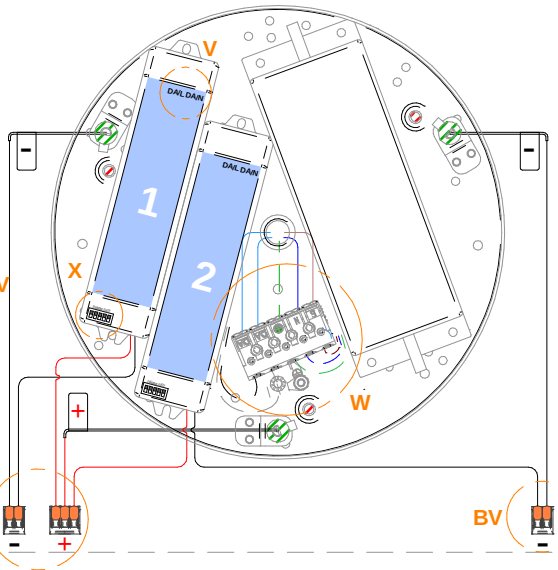

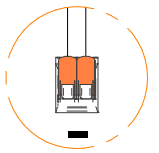

DETTAGLIO BV
DETAIL BV

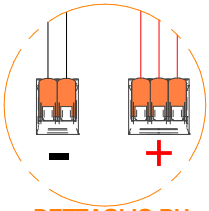

DETTAGLIO BU
DETAIL BU

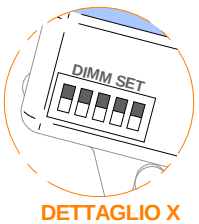

DETTAGLIO X
DETAIL X

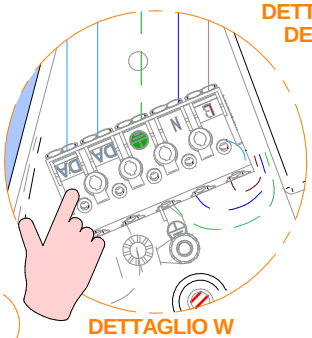

DETTAGLIO W
DETAIL W

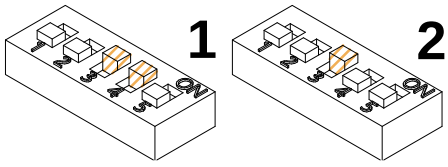

DIMMING SET

CONTROLLER N°	1	2	3	4	5
1	-	-	ON	ON	-
2	-	-	ON	-	-

ROSONE A 3 CAVI | *3 CABLES CEILING ROSE* | 75 + 75 W

PUSH

C-F300017
C-F300018
C-F300019
C-F300020



DETTAGLIO Y
DETAIL Y

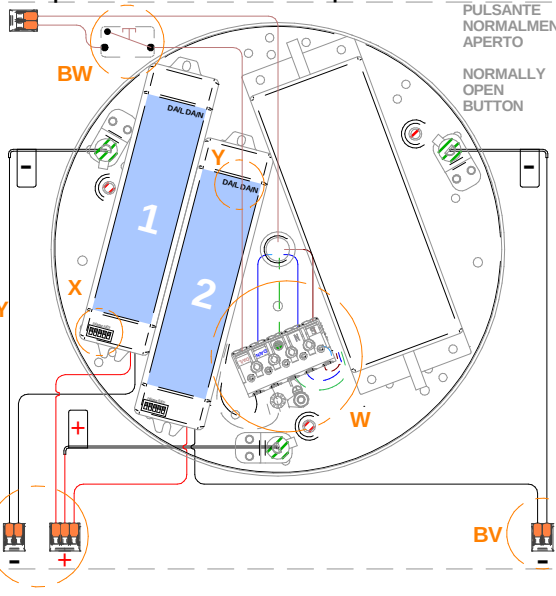

PULSANTE NORMALMENTE APERTO
NORMALLY OPEN BUTTON

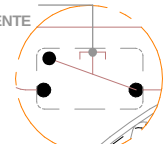

DETTAGLIO BW
DETAIL BW

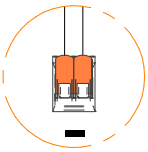

DETTAGLIO BV
DETAIL BV

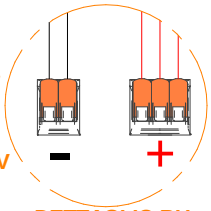

DETTAGLIO BU
DETAIL BU

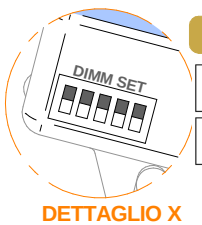

DETTAGLIO X
DETAIL X

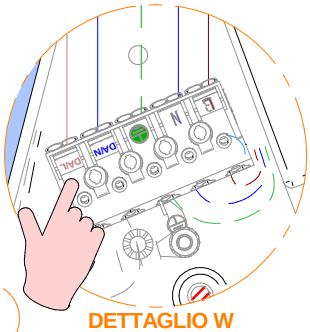

DETTAGLIO W
DETAIL W

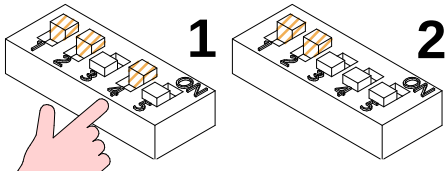

DIMMING SET

CONTROLLER N°	1	2	3	4	5
1	ON	ON	-	ON	-
2	ON	ON	-	-	-

SERIE / *SERIES*: TOUR SLIM_PD COMPLETE, TOUR SLIM_PD

BRAND: i-LED

MARRONE / BROWN = LINEA / *LINE*
AZZURRO / LIGHT BLUE = NEUTRO / *NEUTRAL*
GIALLO-VERDE / YELLOW-GREEN = TERRA / EARTH CPC | PE

ROSONE A 3 CAVI | *3 CABLES CEILING ROSE | 150 W*

DALI 2

C-F300054
C-F300055
C-F300056
C-F300057

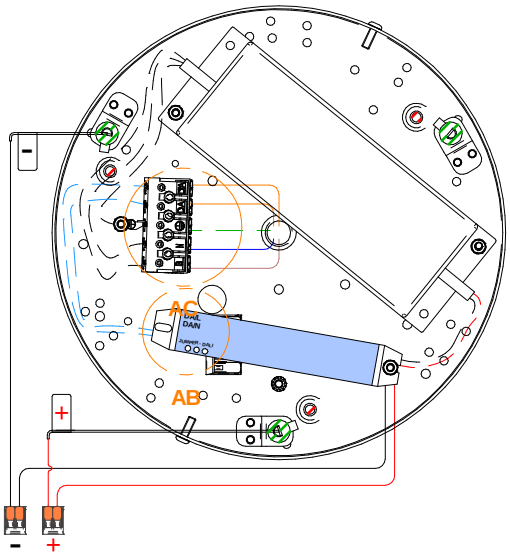

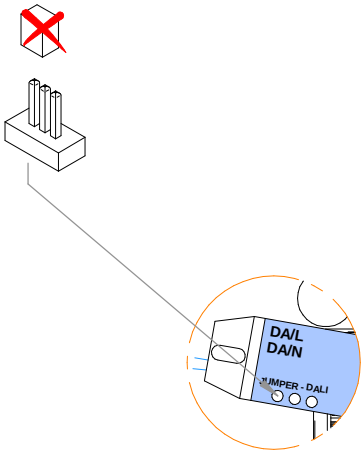

DETTAGLIO AB
DETAIL AB

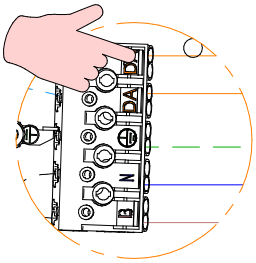

DETTAGLIO AC
DETAIL AC

C

ROSONE A 3 CAVI | *3 CABLES CEILING ROSE | 150 W*

PUSH

C-F300054
C-F300055
C-F300056
C-F300057

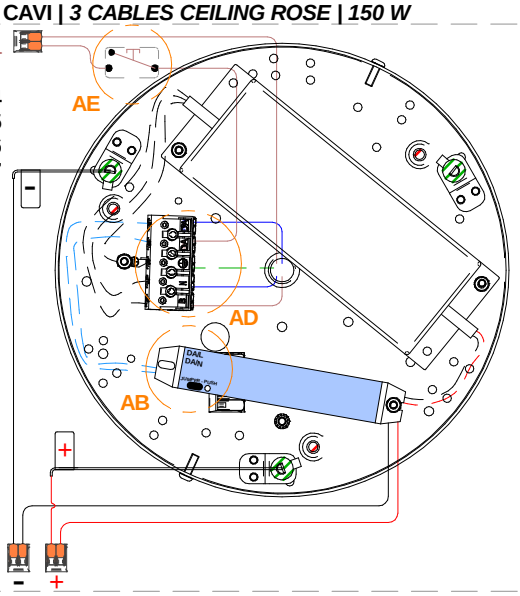

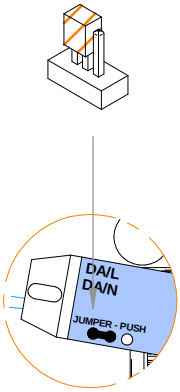

DETTAGLIO AB
DETAIL AB

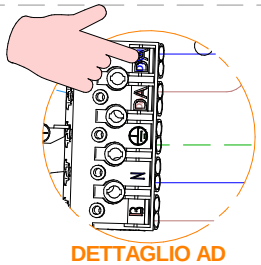

DETTAGLIO AD
DETAIL AD

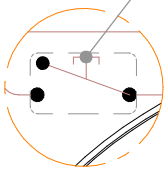

PULSANTE NORMALMENTE APERTO

NORMALLY OPEN BUTTON

DETTAGLIO AE
DETAIL AE

C