SERIES: NAVATA_OPTUS / NAVATA POUND SHAPER

BRAND: i-LèD

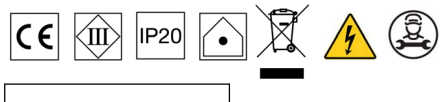

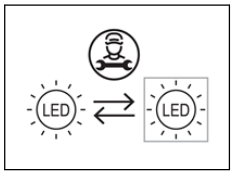

NAVATA OPTUS

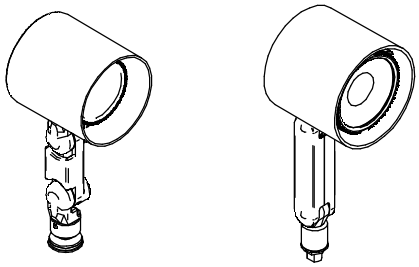

A B

NAVATA POUND SHAPER

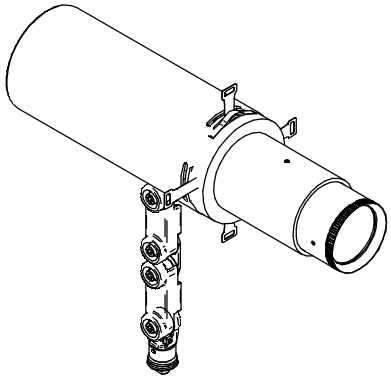

C

*NUOVO BRACCETTO IN PC
NEW ADJUSTABLE PC ARM

ACCESSORI / SOLO PER OPTUS
ACCESSORIES / ONLY FOR OPTUS

SCHERMO CILINDRICO 45°
HALF SNOOT 45°

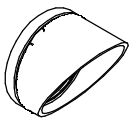

***C-U300046** for 8.5-10W
***C-U300030** for 16-28-37W
99782 for 16W
99795 for 24W
C-U300030 for 34W

SEGUIRE IL FOGLIO DI INSTALLAZIONE
FOLLOW THE INSTRUCTION MANUAL

FGI00206

SCHERMO CILINDRIVO
SNOOT

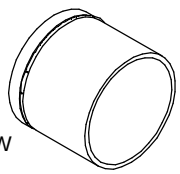

***C-U300045** for 8.5-10W
***C-U300029** for 16-28-37W
99783 for 16W
99796 for 24W
C-U300029 for 34W

HONEYCOMB
HONEYCOMB

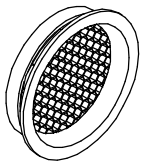

***C-U300044** for 8.5-10W
***C-U300014** for 16-28-37W
99780 for 16W
99798 for 24W
C-U300014 for 34W

LENTE
LENS



*for 8.5-10W
C-U100002 SPOT
C-U100003 MEDIUM FLOOD
C-U100004 WIDE FLOOD

*for 16-28W
C-**U300009** SPOT
C-U300012 MEDIUM FLOOD
C-U300010 WIDE FLOOD

*for 37W
C-U300015 SPOT
C-U300016 MEDIUM FLOOD
C-U300017 WIDE FLOOD

99779 for 16W
99799 for 24W
C-U300031 for 34W

FILTRO ELLITTICO
ELLLIPTIC FILTER

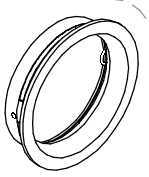

***C-U300044** for 8.5-10W
***C-U300007** for 6-28-37W
99781 for 16W
99797 for 24W
C-U300013 for 34W

FRANGILUCE
CROSS LOUVRE

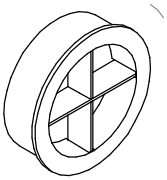

***C-U300047** for 8.5-10W
***C-U300031** for 16-28-37W
99779 for 16W
99799 for 24W
C-U300031 for 34W

SERIES: NAVATA_OPTUS / NAVATA POUND SHAPER

BRAND: i-LèD

CODICI / *CODES*

CODE	*Type*	*Dimensions (Ø x H mm)*	POTENZA *POWER [W]*	*VOLTAGE [V]*	*CURRENT [mA]*	*Electrical Insulation Class*	*WEIGHT [Kg]*	*CRI*	*Energy Class - CCT [K]*			*N° light source*
									2700	3000	4000	
C01134	Navata_Optus	Ø66x151	8,5	12	700	3	0,38	90	F	F	F	1
C01311	Navata_Optus V2 *	Ø66x195	8,5	12	700	3	0,38	90	D	D	D	1
C01312	Navata_Optus V2 *	Ø66x195	10	36	300	3	0,38	90	D	D	D	1
C01313	Navata_Optus V2 *	Ø66x195	10	36	300	3	0,38	98	D	D	D	1
C01314	Navata_Optus V2 *	Ø66x195	10	36	300	3	0,38	98	D	D	D	1
C01315	Navata_Optus V2 *	Ø95x304	16	36	450	3	0,38	90	D	D	D	1
C01316	Navata_Optus V2 *	Ø95x304	16	36	450	3	0,38	98	D	D	D	1
C01317	Navata_Optus V2 *	Ø95x304	16	36	450	3	0,38	98	D	D	D	1
82385	Navata_Optus	Ø66x151	16	36	450	3	0,38	98	E	D	D	1
82386	Navata_Optus	Ø66x151	16	36	450	3	0,38	98	E	D	D	1
82902	Navata_Optus	Ø66x151	16	36	450	3	0,38	98	E	D	D	1
82383	Navata_Optus	Ø66x151	16	36	450	3	0,38	90	E	D	D	1
82384	Navata_Optus	Ø66x151	16	36	450	3	0,38	90	E	D	D	1
82903	Navata_Optus	Ø66x151	16	36	450	3	0,38	90	E	D	D	1
C01318	Navata_Optus V2 *	Ø95x304	28	36	800	3	0,6	90	D	D	D	1
C01319	Navata_Optus V2 *	Ø95x304	28	36	800	3	0,6	98	E	D	D	1
C01320	Navata_Optus V2 *	Ø95x304	28	36	800	3	0,6	98	E	D	D	1
82391	Navata_Optus	Ø95x243	24	36	700	3	0,6	98	E	D	D	1
82392	Navata_Optus	Ø95x243	24	36	700	3	0,6	98	E	D	D	1
82905	Navata_Optus	Ø95x243	24	36	700	3	0,6	98	E	D	D	1
82389	Navata_Optus	Ø95x243	24	36	700	3	0,6	90	E	D	D	1
82390	Navata_Optus	Ø95x243	24	36	700	3	0,6	90	E	D	D	1
82906	Navata_Optus	Ø95x243	24	36	700	3	0,6	90	E	D	D	1
C01753	Navata_Optus V2 *	Ø105x314	37	36	1050	3	0,8	90	D	D	D	1
C01752	Navata_Optus V2 *	Ø105x314	37	36	1050	3	0,8	98	E	D	D	1
C01751	Navata_Optus V2 *	Ø105x314	37	36	1050	3	0,8	98	E	D	D	1
82397	Navata_Optus	Ø105x259	34	36	950	3	0,8	98	E	D	D	1
82398	Navata_Optus	Ø105x259	34	36	950	3	0,8	98	E	D	D	1
82908	Navata_Optus	Ø105x259	34	36	950	3	0,8	98	E	D	D	1
82395	Navata_Optus	Ø105x259	34	36	950	3	0,8	90	D	D	D	1
82396	Navata_Optus	Ø105x259	34	36	950	3	0,8	90	D	D	D	1
82909	Navata_Optus	Ø105x259	34	36	950	3	0,8	90	D	D	D	1
76739	Navata Pound Shaper distance	Ø48xH154xL218	11	36	300	3	0,5	98	G	F	F	1
76740	Navata Pound Shaper distance	Ø48xH154xL218	11	36	300	3	0,5	98	G	F	F	1
76741	Navata Pound Shaper distance	Ø48xH154xL218	11	36	300	3	0,5	98	G	F	F	1
76742	Navata Pound Shaper	Ø48xH154xL208	11	36	300	3	0,5	98	G	F	F	1
76743	Navata Pound Shaper	Ø48xH154xL208	11	36	300	3	0,5	98	G	F	F	1
76744	Navata Pound Shaper	Ø48xH154xL208	11	36	300	3	0,5	98	G	F	F	1
82631	Navata Pound Shaper distance	Ø85xH154xL323	27	36	700	3	1,45	98	G	F	F	1
82632	Navata Pound Shaper distance	Ø85xH154xL323	27	36	700	3	1,45	98	G	F	F	1
82912	Navata Pound Shaper distance	Ø85xH154xL323	27	36	700	3	1,45	98	G	F	F	1
77619	Navata Pound Shaper	Ø86xH168xL277	27	36	700	3	1,45	98	G	F	F	1
77620	Navata Pound Shaper	Ø86xH168xL277	27	36	700	3	1,45	98	G	F	F	1
77621	Navata Pound Shaper	Ø86xH168xL277	27	36	700	3	1,45	98	G	F	F	1

Ta: -20°C ÷ +50°C

Navata_Optus
700 mA | 8,5 W DC

C01134

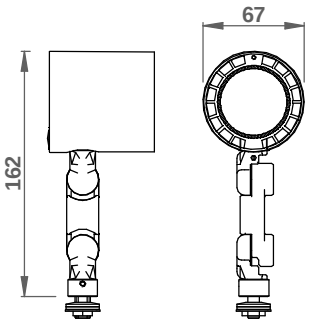

A

Navata_Optus
700 mA | 8,5 W DC
300 mA | 10 W DC

***C01311**
***C01312**
***C01313**
***C01314**

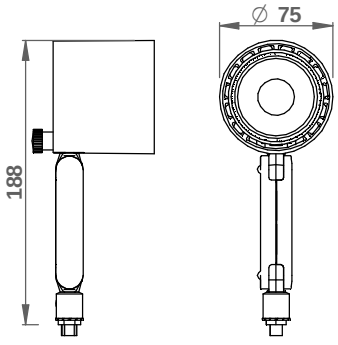

B

Navata_Optus
450 mA | 16 W DC

82385
82386
82902
82383
82384
82903

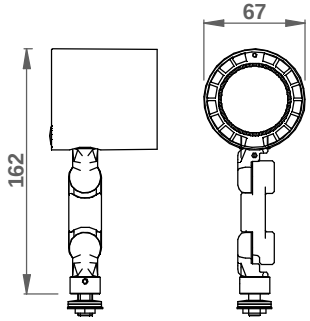

A

SERIES: NAVATA_OPTUS / NAVATA POUND SHAPER

BRAND: i-LèD

DIMENSIONI / *DIMENSIONS*

Navata_Optus
450 mA | 16 W DC

C01315
C01316
*C01317

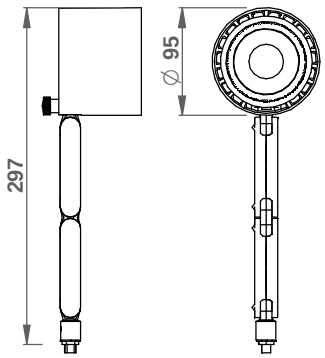

B

Navata_Optus
700 mA | 24 W DC

82391 82389
82392 82390
82905 82906

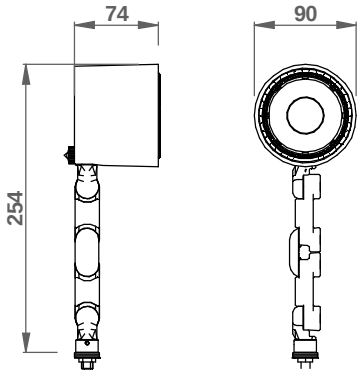

A

Navata_Optus
800 mA | 28 W DC

*C01318
*C01319
*C01320

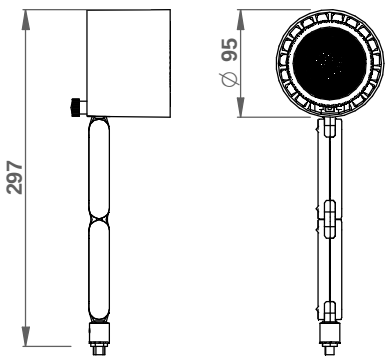

B

Navata_Optus | 950 mA | 34 W DC

82397
82398
82908
82395
82396
82909

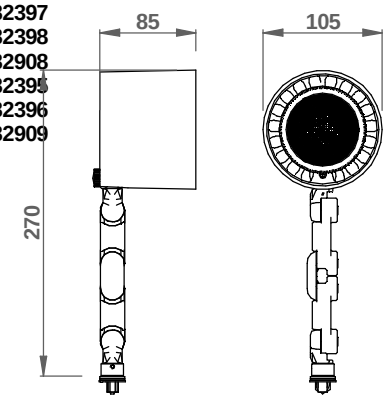

A

Navata_Optus | 1050mA | 37 W DC

*C01753
*C01752
*C01751

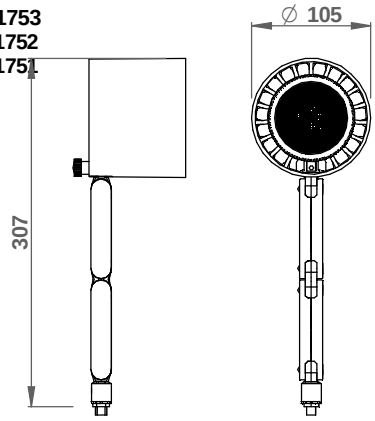

B

Navata Pound Shaper short
300 mA | 11 W DC

76742
76743
76744

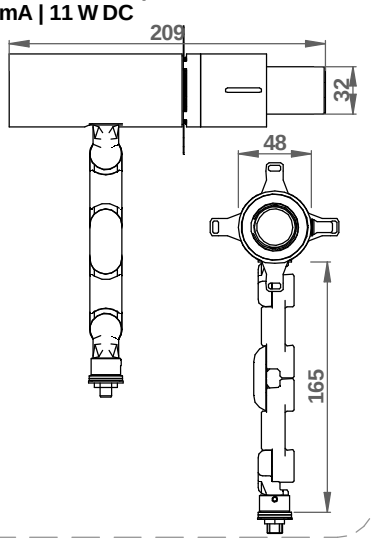

C

Navata Pound Shaper medium
300 mA | 11 W DC

76739
76740
76741

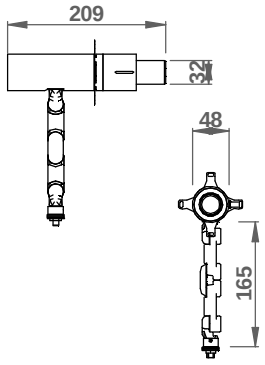

C

Navata Pound Shaper short
700 mA | 27 W DC

77619
77620
77621

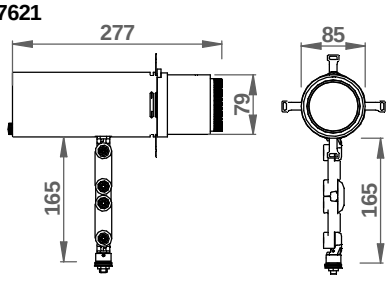

C

Navata Pound Shaper medium
700 mA | 27 W DC

82631
82632
82912

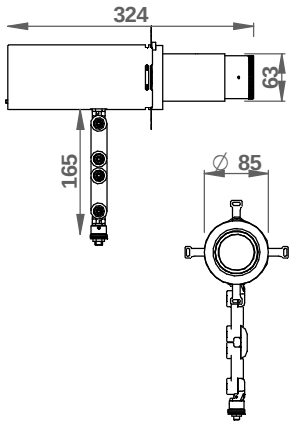

C

SERIES: NAVATA_OPTUS / NAVATA POUND SHAPER

BRAND: i-LèD

TIPI DI BASETTA | *SUPPORT BASE TYPE*

BASE | NO DRIVER

98588
98589
83242

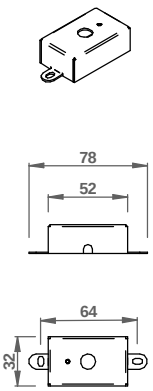

BASE 1 PROD. | 220-240 V AC 300-1050 mA | 8.5-38W

ON-OFF

99948
99953
83052

DALI 2 PUSH

99946
99951
83051

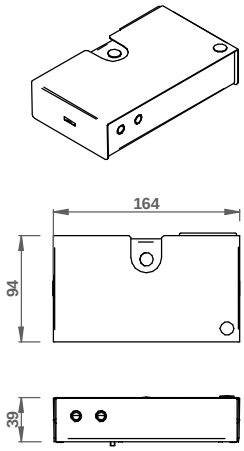

BASE 2 PROD. | 220-240 V AC 300-1050 mA | 8.5-38W

ON-OFF

99938
99943
83055

DALI 2 PUSH

99936
99941
83054

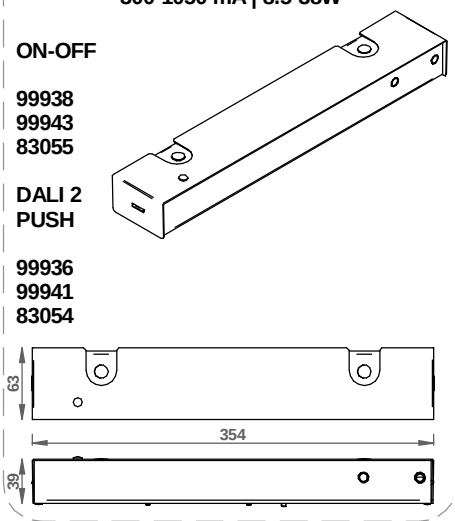

INSTALLAZIONE PRODOTTO | *PRODUCT INSTALLATION*

A
C
1.A

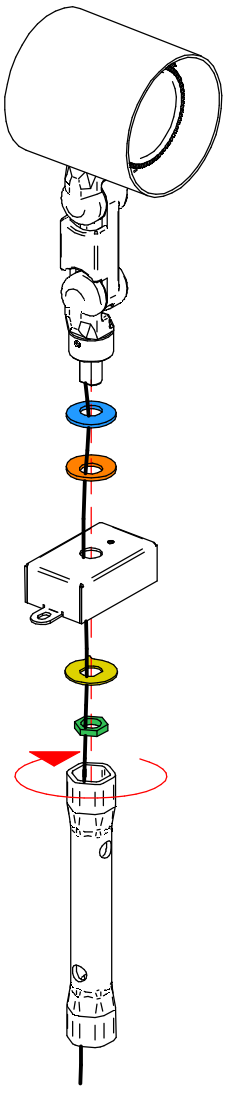

B
1.B

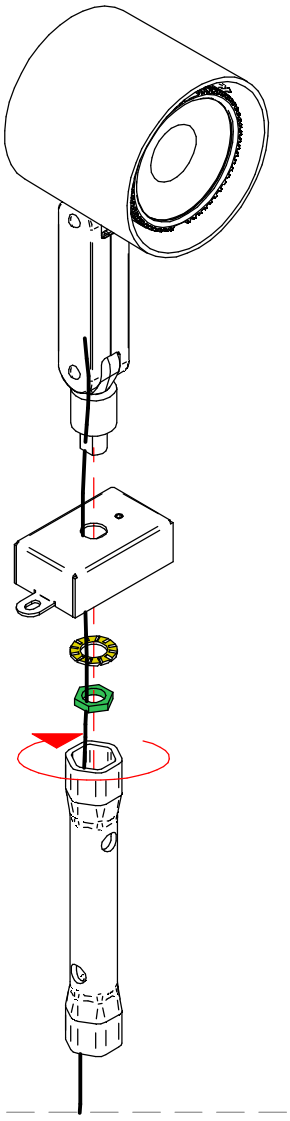

A
C
2.A

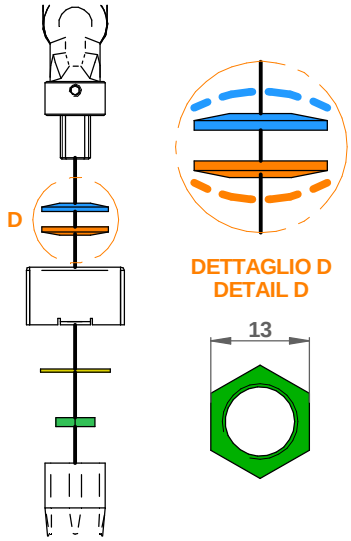

B
2.B

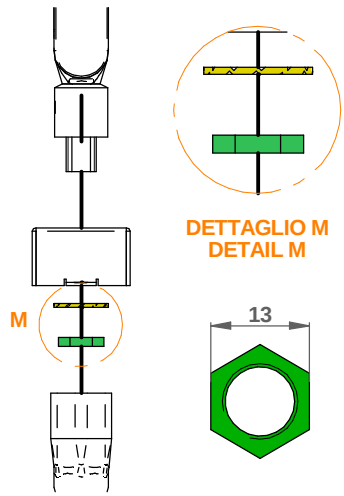

SERIES: NAVATA_OPTUS / NAVATA POUND SHAPER

BRAND: i-LèD

A C 3.A

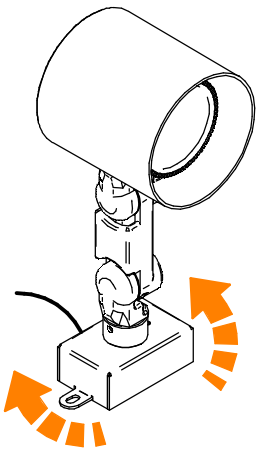

B 3.B

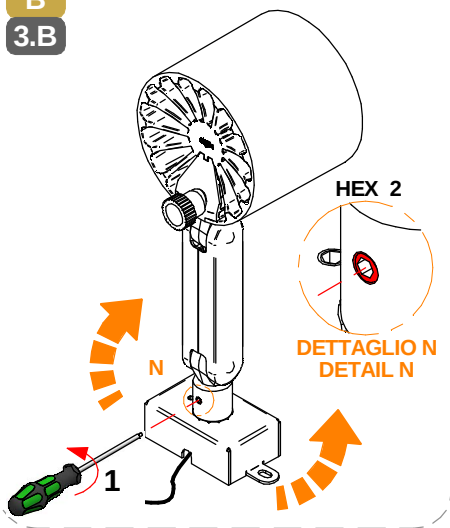

B 4.B

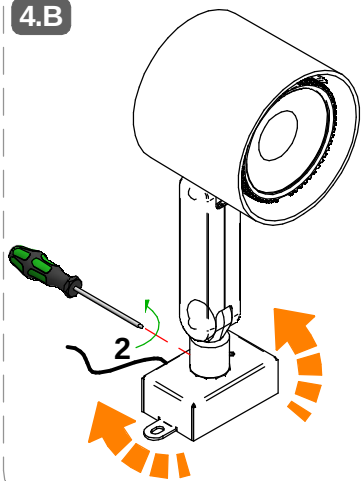

INSTALLAZIONE | *INSTALLATION* | BASE DRIVER REMOTO | *REMOTE DRIVER BASE*

A B C 4.A 5.B

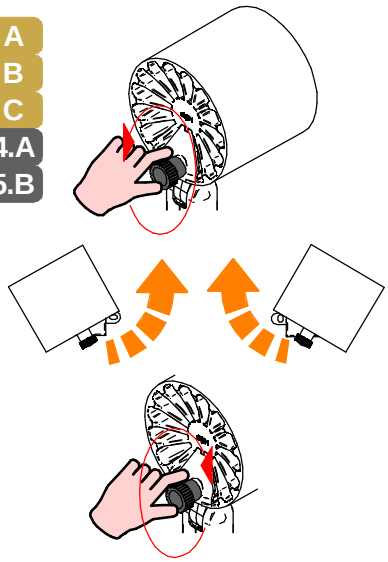

A B C 1.C

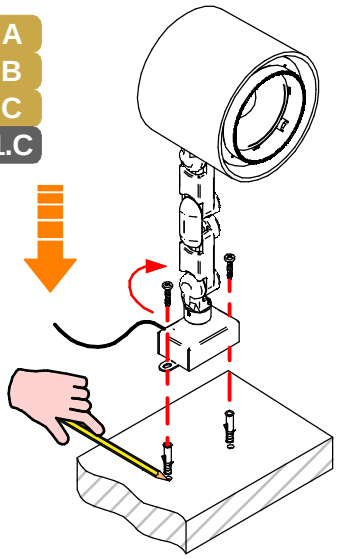

A B C 2.C

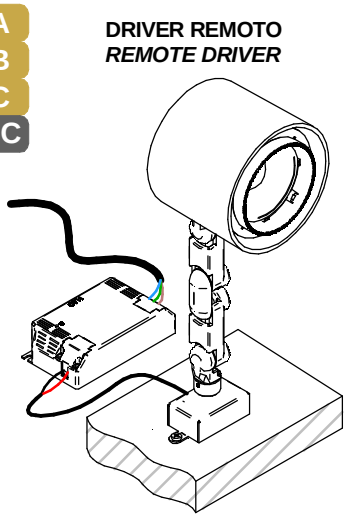

INSTALLAZIONE | *INSTALLATION* | BASE 1 ARTICOLO *FITTING*

A B C 1.D

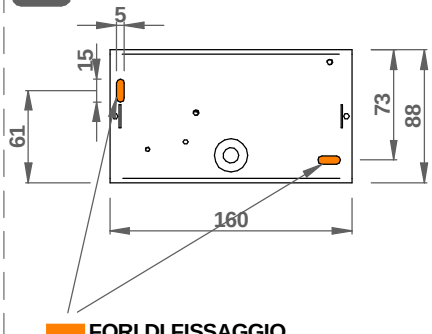

A B C 2.D

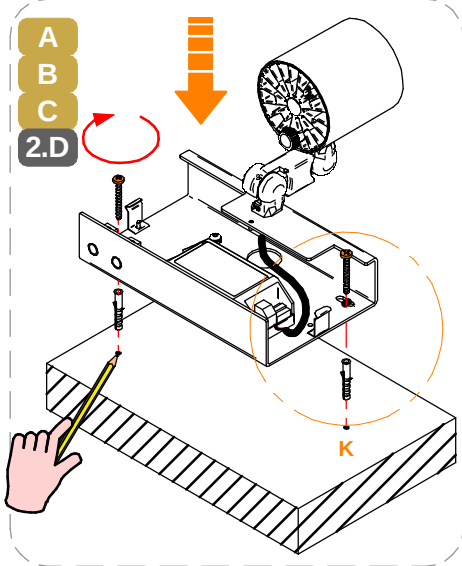

A B C 3.D

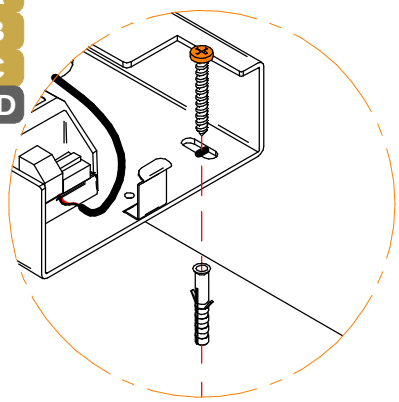

SERIES: NAVATA_OPTUS / NAVATA POUND SHAPER

BRAND: i-LèD

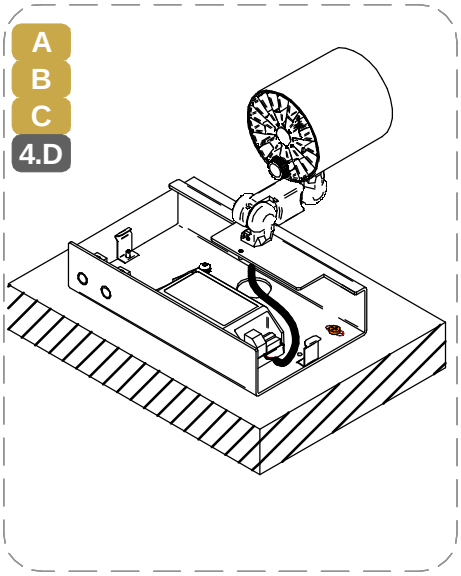

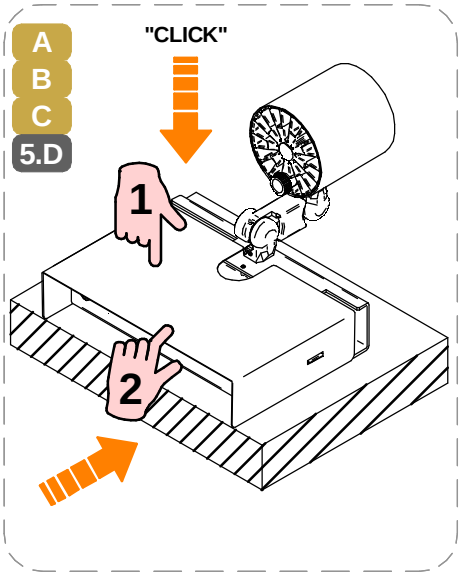

INSTALLAZIONE | *INSTALLATION* | BASE 2 ARTICOLi *FITTINGS*

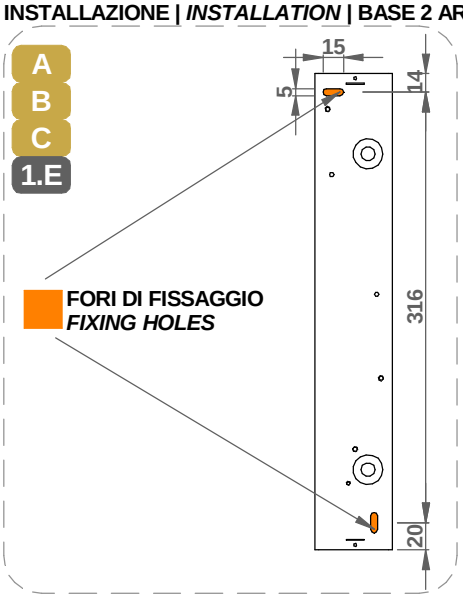

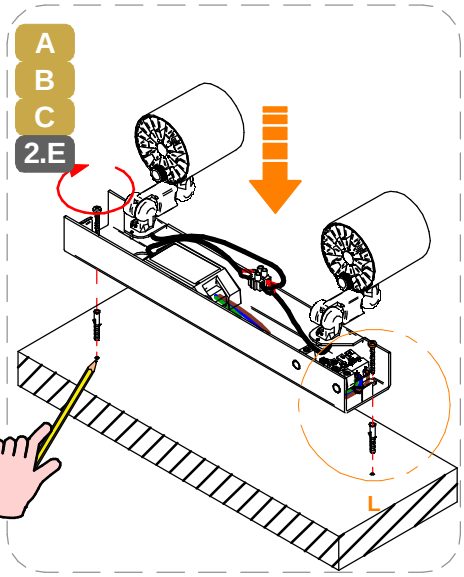

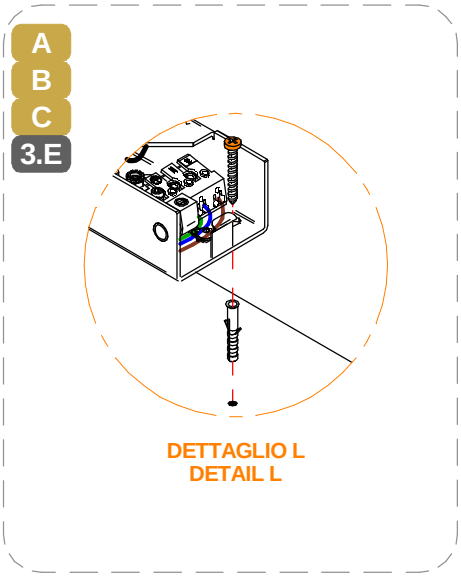

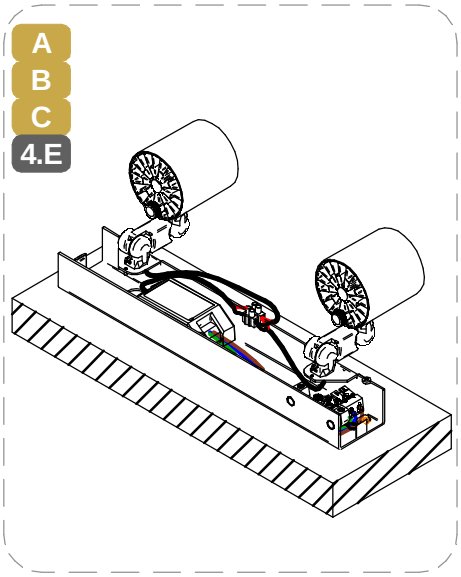

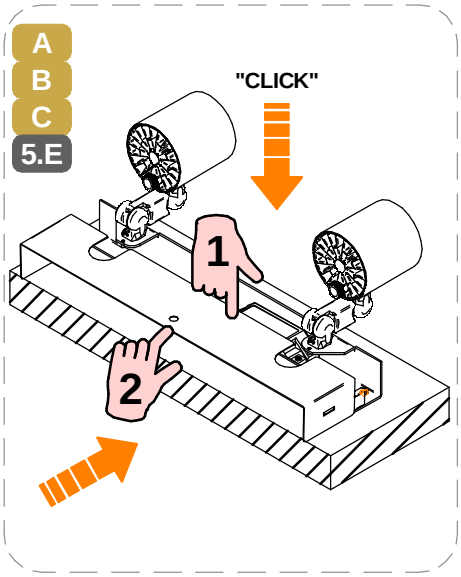

SERIES: NAVATA_OPTUS / NAVATA POUND SHAPER

BRAND: i-LèD

OTTICHE | *OPTICS* NAVATA SHAPER

C 1.F

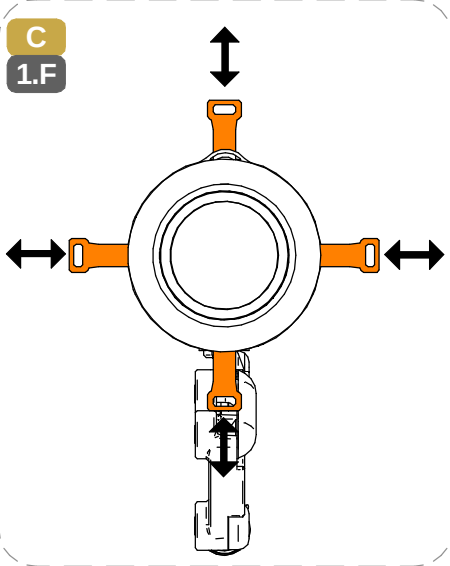

C 2.F

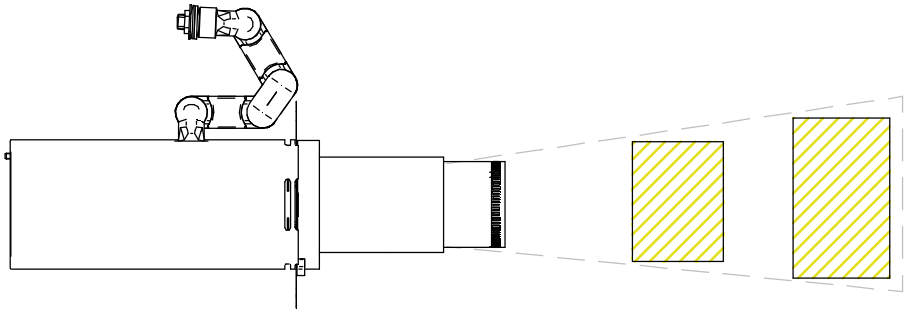

C 3.F

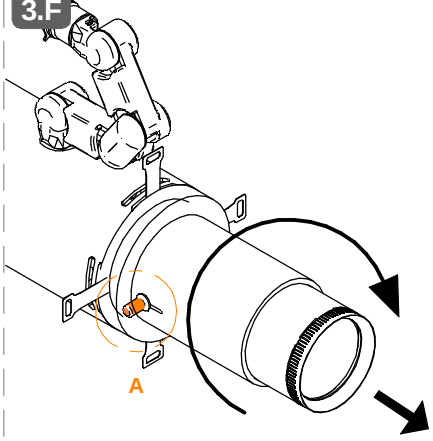

C 4.F

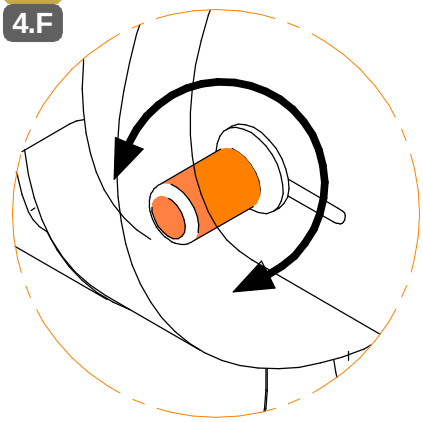

DETTAGLIO A
DETAIL A

C 5.F

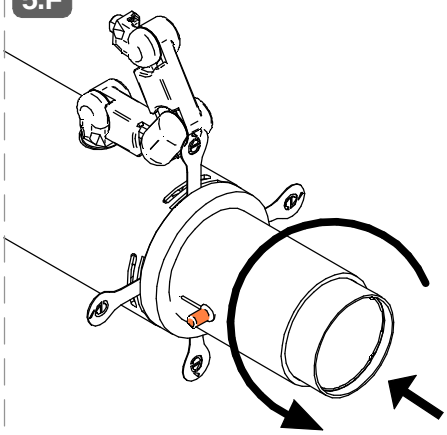

C 6.F

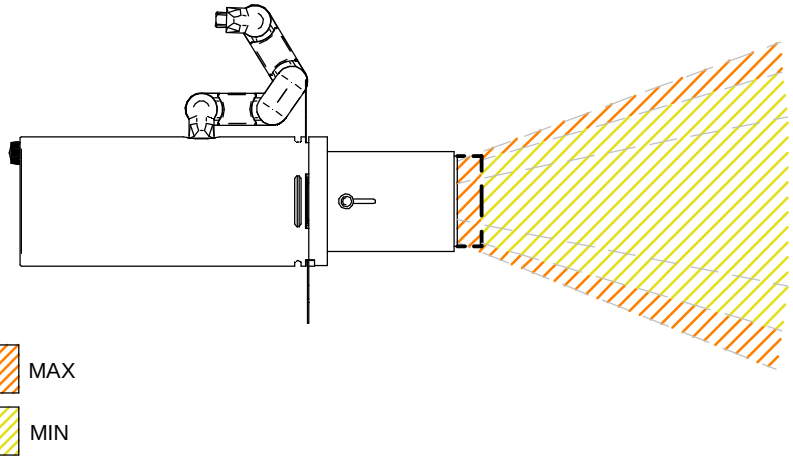

SERIES: NAVATA_OPTUS / NAVATA POUND SHAPER

BRAND: i-LèD

CABLAGGIO | *WIRING* | BASE NO DRIVER

A B C 1.G

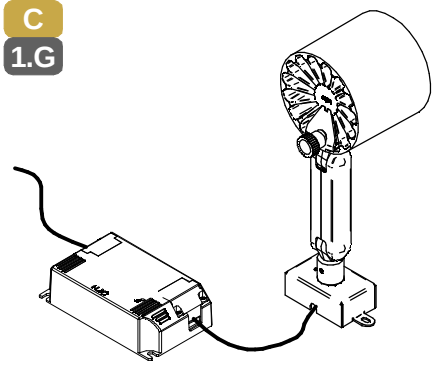

POSIZIONAMENTO SELETTORI - *DIP-SWITCH*

A B C 1.H 1.I



NERO/*BLACK* = **NEGATIVO - *I NEGATIVE -***

ROSSO/*RED* = **POSITIVO + *I POSITIVE +***

CABLAGGIO | *WIRING* | BASE 1 ARTICOLO *FITTING*

A B C 2.H

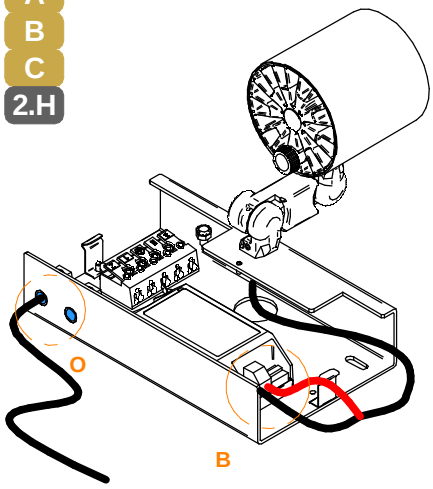

CABLAGGIO | *WIRING* | BASE 2 ARTICOLI *FITTINGS*

A B C 2.I

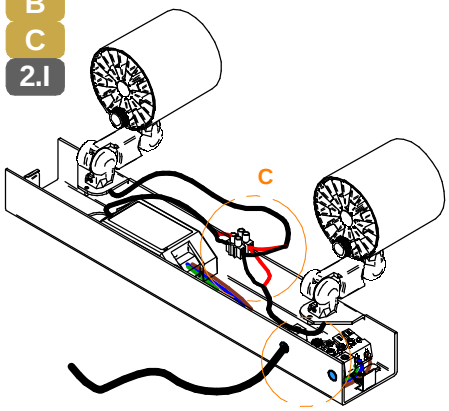

⚠ CABLAGGIO IN PARALLELO *PARALLEL WIRING* ⚠

A B C 3.H 3.I

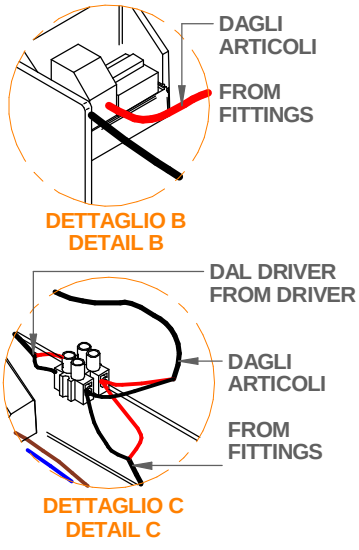

A B C 3.H 3.I

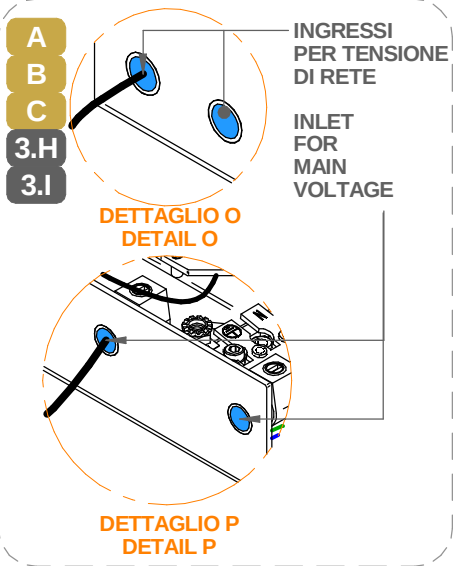

COME REGOLARE IL BRACCIO | HOW TO SET THE ARM

A C 1.L 1.M B

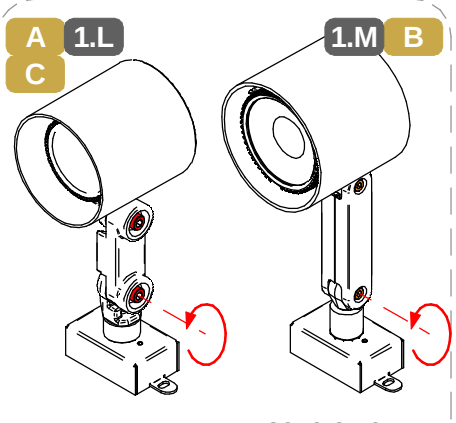

ALLENTARE DI UN SOLO GIRO LE VITI PER LA BASCULAZIONE

⚠ *LOOSEN THE TILTING ADJUSTMENT SCREWS BY ONE TURN ONLY* ⚠

A C 2.L 2.M B

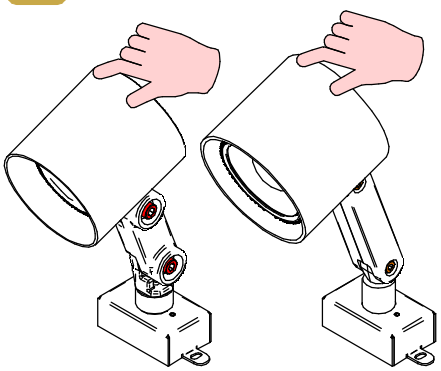

A C 3.L 3.M B

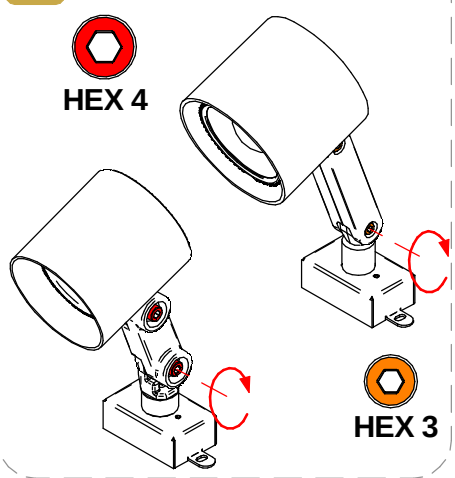

SERIES: NAVATA_OPTUS / NAVATA POUND SHAPER

BRAND: i-LèD

UTILIZZO DEL CONNETTORE RAPIDO | *FAST CONNECTOR USE*

A B C 1.N

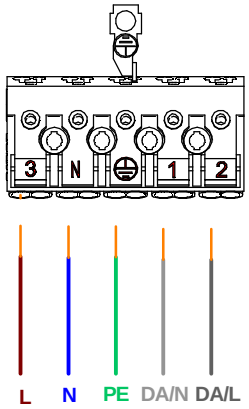

A B C 2.N

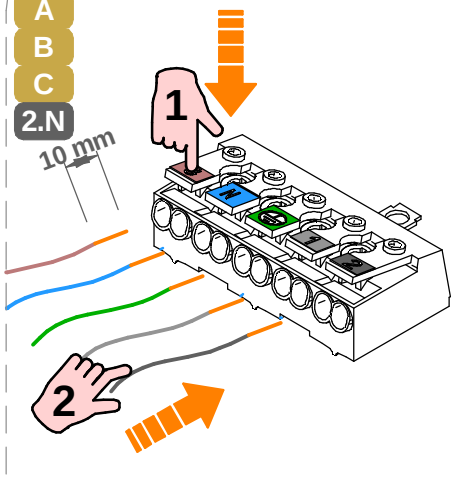

A B C 3.N

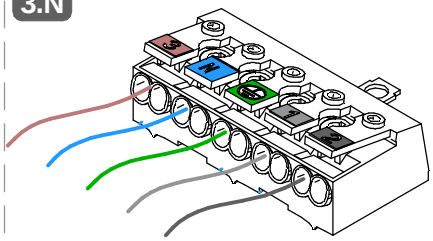

SETTAGGIO CORRENTE DRIVER / *DRIVER CURRENT SET*

B C

TIPO *TYPE*	MAX N° ARTICOLI *FITTINGS*	TIPO *TYPE* BASE	CORRENTE *CURRENT* [mA]	N. SELETTORE *N. DIP-SWITCH* POSIZIONE *SETTING* 1	2	3	4
Navata_Optus | 700 mA | 8,5 W DC	1	B - C	700	ON	OFF	OFF	OFF
Navata_Optus | 300 mA | 10 W DC	1	B - C	300	OFF	OFF	OFF	OFF
	2	C	600	OFF	ON	ON	OFF
Navata_Optus | 450 mA | 16 W DC	1	B - C	450	OFF	OFF	ON	ON
	2	C	900	ON	ON	OFF	OFF
Navata_Optus | 700 mA | 24 W DC	1	B - C	700	ON	OFF	OFF	OFF
Navata_Optus | 800 mA | 28 W DC	1	B - C	800	ON	OFF	ON	OFF
Navata_Optus | 950 mA | 34 W DC	1	B - C	950	ON	ON	OFF	ON
Navata Pound Shaper short | 300 mA | 11 W DC	1	B - C	300	OFF	OFF	OFF	OFF
	2	C	600	OFF	ON	ON	OFF
Navata Pound Shaper medium | 300 mA | 11 W DC	1	B - C	300	OFF	OFF	OFF	OFF
	2	C	600	OFF	ON	ON	OFF
Navata Pound Shaper short | 700 mA | 27 W DC	1	B - C	700	ON	OFF	OFF	OFF
Navata Pound Shaper medium | 700 mA | 27 W DC	1	B - C	700	ON	OFF	OFF	OFF

SERIES: NAVATA_OPTUS / NAVATA POUND SHAPER

BRAND: i-LèD

MARRONE / BROWN = LINEA / *LINE*
AZZURRO / LIGHT BLUE = NEUTRO / *NEUTRAL*
GIALLO-VERDE / YELLOW-GREEN = TERRA / EARTH CPC | PE

CABLAGGIO / *WIRING*

1 TUTTE LE OPERAZIONI DI COLLEGAMENTO ALLA RETE ELETTRICA DEVONO ESSERE CONDOTTE IN MANCANZA DI TENSIONE

ALL THE WIRING OPERATION MUST BE PERFORMED WITH MCB IN OFF POSITION

2 SE IL PRODOTTO E' DEFINITO IN CLASSE 1, IL CONDUTTORE DI MESSA A TERRA DI PROTEZIONE DEVE ESSERE SEMPRE COLLEGATO

IF THE FITTING IS CLASS 1 RATED, THE CPC | EARTH | PE CONDUCTOR MUST BE CONNECTED

3 SE L'IMPIANTO E' STATO COMPLETATO ED E' IN SICUREZZA, PUO' ESSERE ALIMENTATO

WHEN THE CIRCUIT IS COMPLETED AND SAFE, MCB CAN BE SET IN ON POSITION

SE IL PRODOTTO E' DEFINITO IN CLASSE 3, IL CIRCUITO SECONDARIO A BASSA TENSIONE DEVE ESSERE COLLEGATO ALL'ALIMENTATORE PRIMA CHE QUESTO SIA SOTTO TENSIONE

IF THE FITTING IS CLASS 3 RATED, THE LOW VOLTAGE CIRCUIT MUST BE WIRED BEFORE THE POWER SUPPLY IS POWERED ON

SE IL CARICO VENISSE COLLEGATO AD ALIMENTATORE SOTTO TENSIONE, I PRODOTTI POTREBBERO DANNEGGIARSI, SUBENDO UN DANNO DA SOVRATENSIONE

IF THE LOAD IS WIRED TO AN ALREADY ON POWER SUPPLY, THE FITTINGS COULD BE DAMAGED BY VOLTAGE SURGE

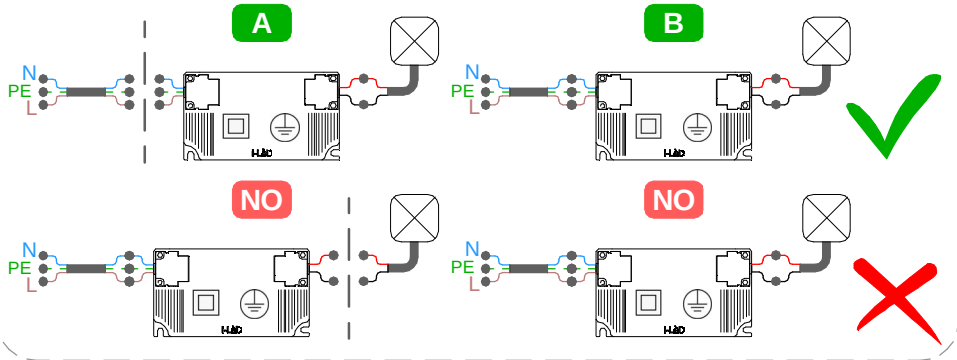

CABLAGGIO IN SERIE | CORRENTE COSTANTE
SERIES WIRING | CONSTANT CURRENT

CC

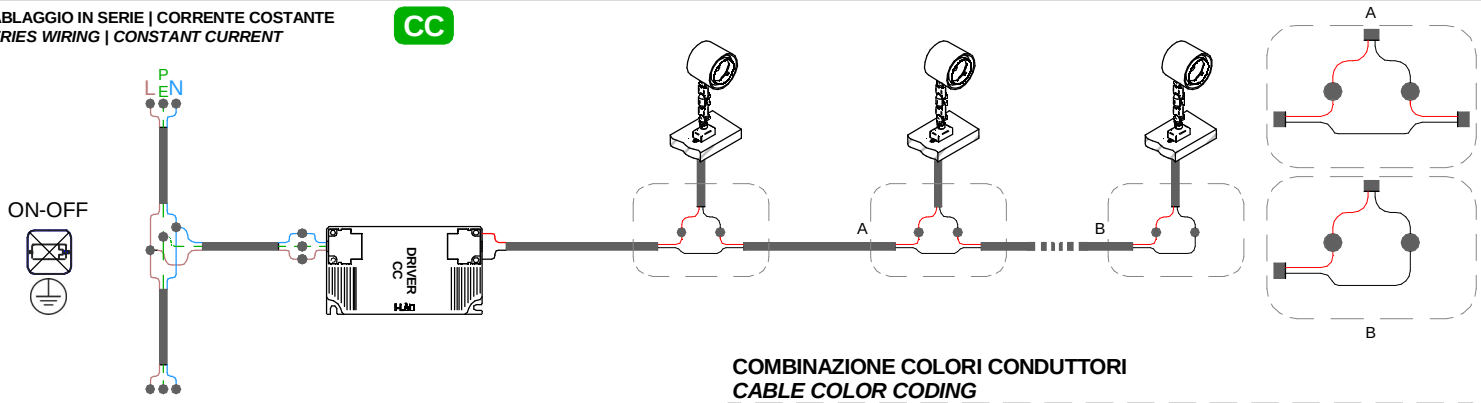

COMBINAZIONE COLORI CONDUTTORI
CABLE COLOR CODING

- NERO/*BLACK* = **NEGATIVO - / *NEGATIVE* -**
- ROSSO/*RED* = **POSITIVO + / *POSITIVE* +**

CABLAGGIO IN SERIE | CORRENTE COSTANTE
SERIES WIRING | CONSTANT CURRENT

CC

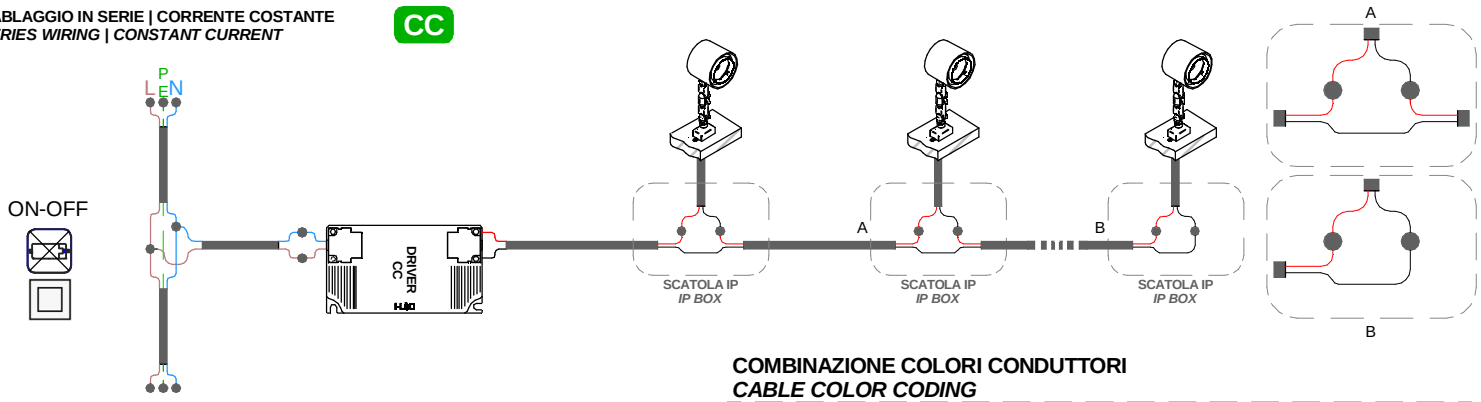

COMBINAZIONE COLORI CONDUTTORI
CABLE COLOR CODING

- NERO/*BLACK* = **NEGATIVO - / *NEGATIVE* -**
- ROSSO/*RED* = **POSITIVO + / *POSITIVE* +**

SERIES: NAVATA_OPTUS / NAVATA POUND SHAPER

BRAND: i-LèD

CABLAGGIO IN SERIE | CORRENTE COSTANTE
SERIES WIRING | CONSTANT CURRENT

CC

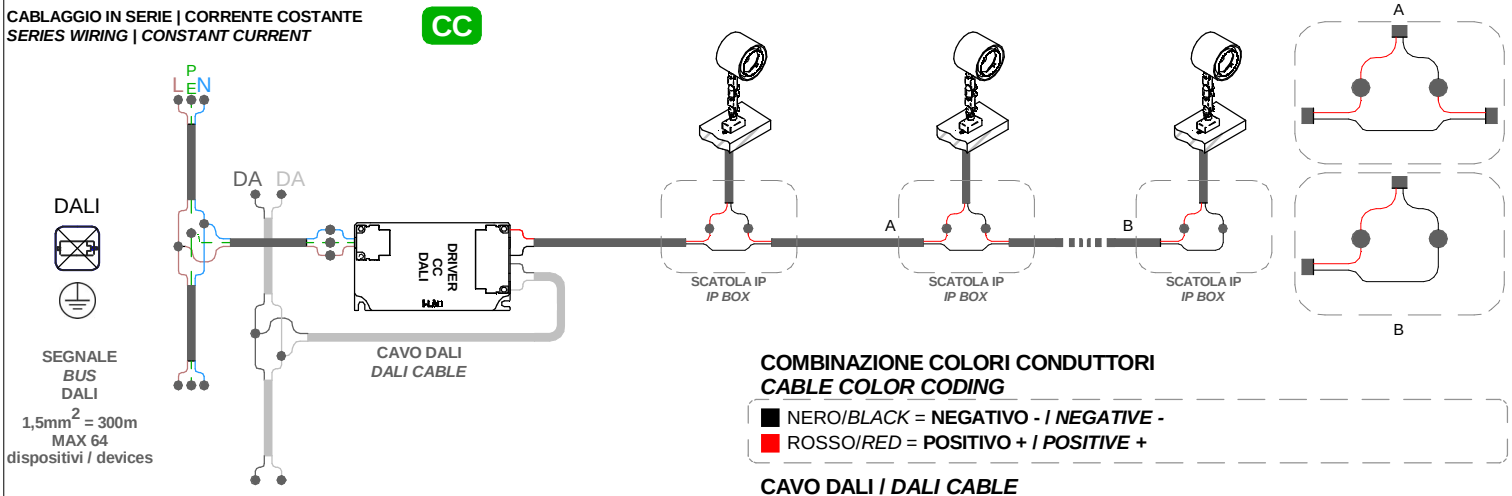

COMBINAZIONE COLORI CONDUTTORI
CABLE COLOR CODING

- NERO/*BLACK* = **NEGATIVO - / *NEGATIVE* -**
- ROSSO/*RED* = **POSITIVO + / *POSITIVE* +**

CAVO DALI / *DALI CABLE*

DALI
- GRIGIO/ *GREY* = **DALI 1**
- GRIGIO CHIARO / *LIGHT GREY* = **DALI 2**

CABLAGGIO IN SERIE | CORRENTE COSTANTE
SERIES WIRING | CONSTANT CURRENT

CC

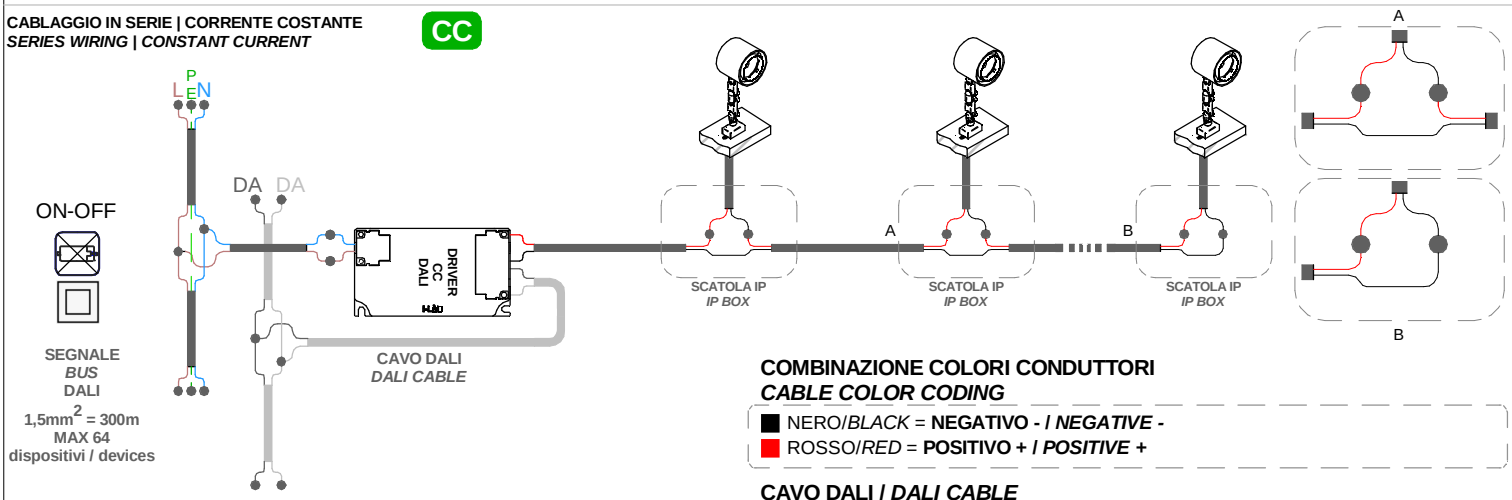

COMBINAZIONE COLORI CONDUTTORI
CABLE COLOR CODING

- NERO/*BLACK* = **NEGATIVO - / *NEGATIVE* -**
- ROSSO/*RED* = **POSITIVO + / *POSITIVE* +**

CAVO DALI / *DALI CABLE*

DALI
- GRIGIO/ *GREY* = **DALI 1**
- GRIGIO CHIARO / *LIGHT GREY* = **DALI 2**

CABLAGGIO IN SERIE | CORRENTE COSTANTE
SERIES WIRING | CONSTANT CURRENT

CC

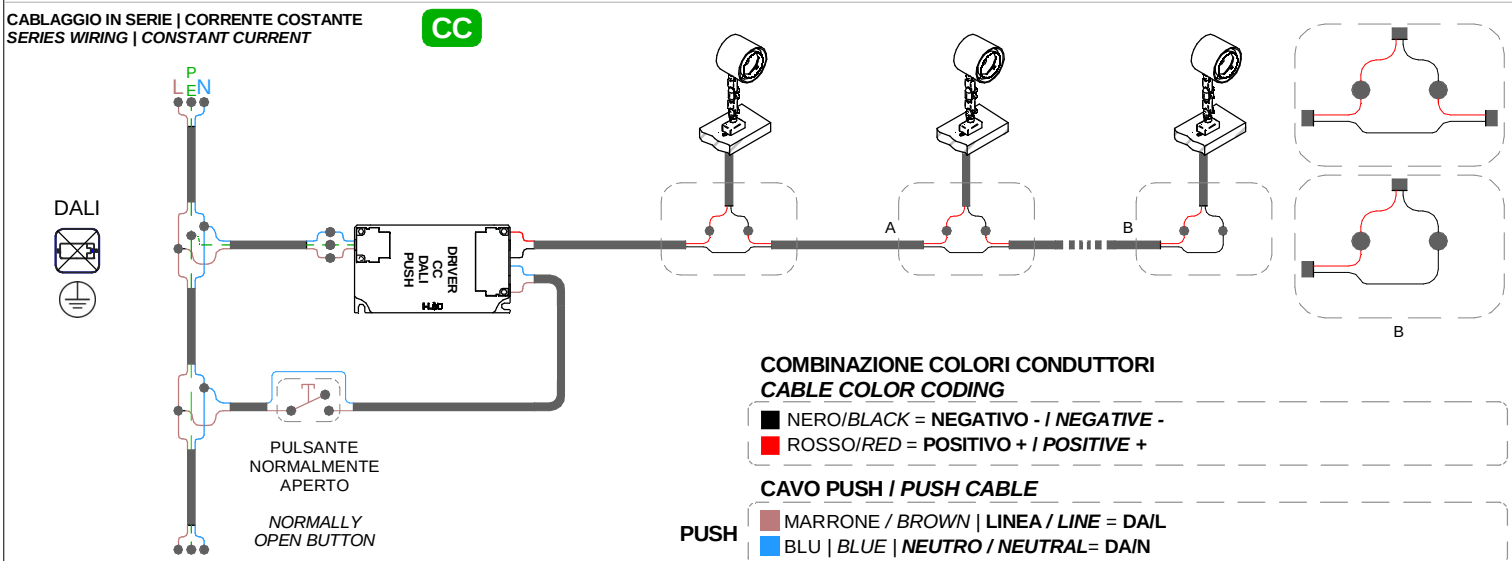

COMBINAZIONE COLORI CONDUTTORI
CABLE COLOR CODING

- NERO/*BLACK* = **NEGATIVO - / *NEGATIVE* -**
- ROSSO/*RED* = **POSITIVO + / *POSITIVE* +**

CAVO PUSH / *PUSH CABLE*

PUSH
- MARRONE / *BROWN* | **LINEA / *LINE* = DA/L**
- BLU | *BLUE* | **NEUTRO / *NEUTRAL*= DA/N**

SERIES: NAVATA_OPTUS / NAVATA POUND SHAPER

BRAND: i-LèD

CABLAGGIO IN PARALLELO | *PARALLEL WIRING*
TENSIONE DI RETE | *MAINS VOLTAGE*

AC

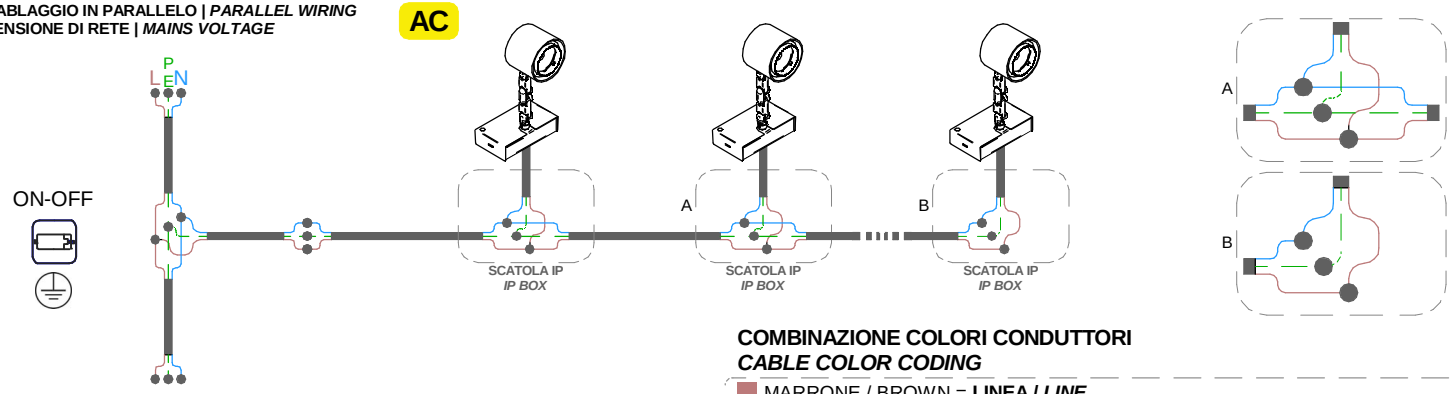

COMBINAZIONE COLORI CONDUTTORI
CABLE COLOR CODING

- MARRONE / BROWN = **LINEA / *LINE***
- AZZURRO / LIGHT BLUE = **NEUTRO / *NEUTRAL***
- GIALLO-VERDE / YELLOW-GREEN = **TERRA / EARTH CPC | PE**

CABLAGGIO IN PARALLELO | *PARALLEL WIRING*
TENSIONE DI RETE | *MAINS VOLTAGE*

AC

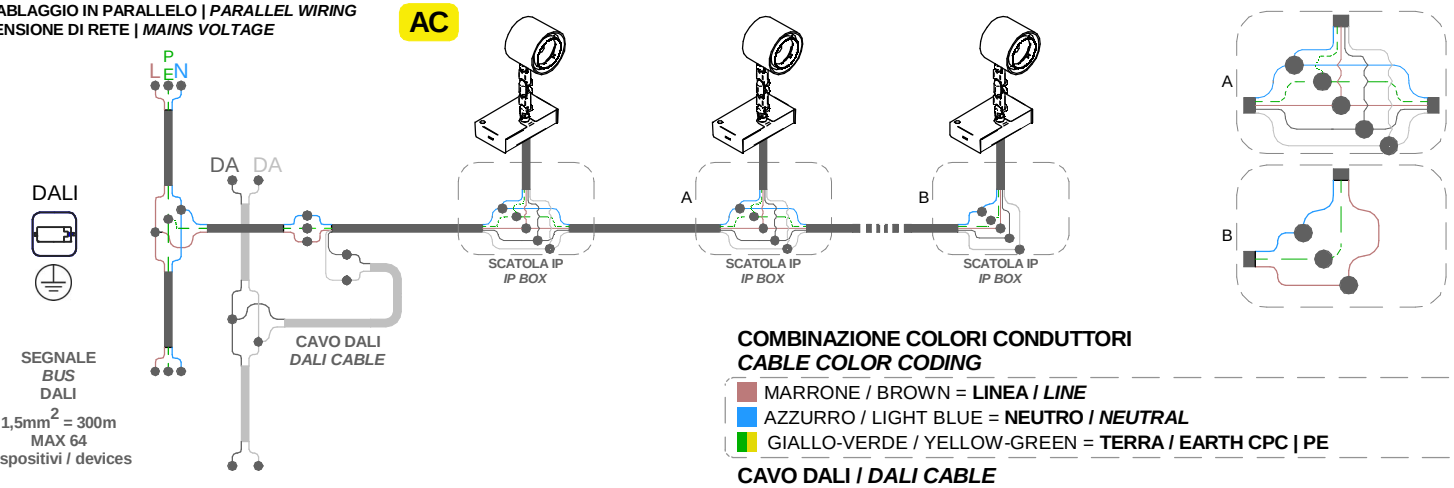

COMBINAZIONE COLORI CONDUTTORI
CABLE COLOR CODING

- MARRONE / BROWN = **LINEA / *LINE***
- AZZURRO / LIGHT BLUE = **NEUTRO / *NEUTRAL***
- GIALLO-VERDE / YELLOW-GREEN = **TERRA / EARTH CPC | PE**

CAVO DALI / *DALI CABLE*

DALI

- GRIGIO/ *GREY* = **DALI 1**
- GRIGIO CHIARO / *LIGHT GREY* = **DALI 2**

CABLAGGIO IN PARALLELO | *PARALLEL WIRING*
TENSIONE DI RETE | *MAINS VOLTAGE*

AC

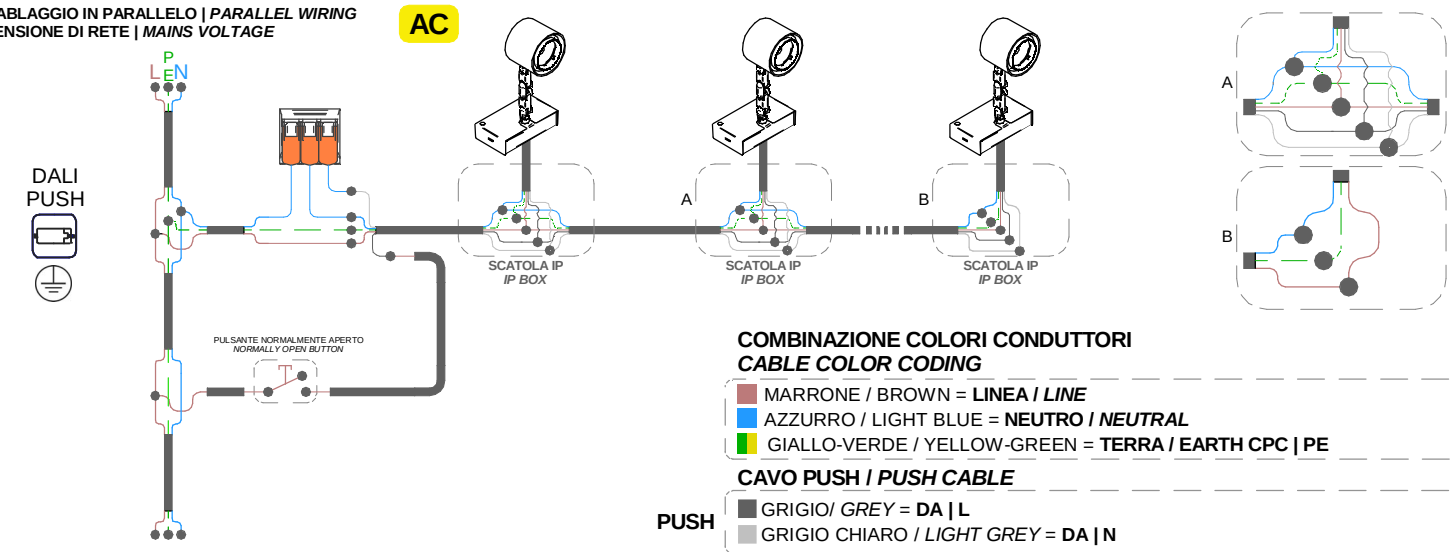

COMBINAZIONE COLORI CONDUTTORI
CABLE COLOR CODING

- MARRONE / BROWN = **LINEA / *LINE***
- AZZURRO / LIGHT BLUE = **NEUTRO / *NEUTRAL***
- GIALLO-VERDE / YELLOW-GREEN = **TERRA / EARTH CPC | PE**

CAVO PUSH / *PUSH CABLE*

PUSH

- GRIGIO/ *GREY* = **DA | L**
- GRIGIO CHIARO / *LIGHT GREY* = **DA | N**

SERIES: NAVATA_OPTUS / NAVATA POUND SHAPER

BRAND: i-LèD

CC

N° DI PRODOTTI PER ALIMENTATORE

N° OF LIGHT FITTINGS PER DRIVER

CODICE *CODE*	ON OFF	DALI PUSH	ON OFF	DALI PUSH
	99735	83323	83122	C-E100016
C01134	1	1	2-3	2-3
*C01311	1	1	2-3	2-3
	99734	83322	83122	83120
*C01312	1	1	1-2	1-3
*C01313	1	1	1-2	1-3
*C01314	1	1	1-2	1-3
*C01315	1	1	1-2	1-3
*C01316	1	1	1-2	1-3
*C01317	1	1	1-2	1-3
82385	1	1	1-2	1-3
82386	1	1	1-2	1-3
82902	1	1	1-2	1-3
82383	1	1	1-2	1-3
82384	1	1	1-2	1-3
82903	1	1	1-2	1-3
	99112	C-E100016		
82391	1	1		
82392	1	1		
82905	1	1		
82389	1	1		
82390	1	1		
82906	1	1		
	C-E100033	C-E100034		
*C01753	1	1		
*C01752	1	1		
*C01751	1	1		
	99146	99345	83122	83232
82397	1	1	1	1
82398	1	1	1	1
82908	1	1	1	1
82395	1	1	1	1
82396	1	1	1	1
82909	1	1	1	1
	99375	83322	83122	83120
76739	1	1	1-2	1-3
76740	1	1	1-2	1-3
76741	1	1	1-2	1-3
	99239	C-E100016	83122	83120
76742	1	1	1-2	1-3
76743	1	1	1-2	1-3
76744	1	1	1-2	1-3
	99112	C-E100016		
82631	1	1		
82632	1	1		
82912	1	1		
77619	1	1		
77620	1	1		
77621	1	1		
	C-E100033	C-E100034		
*C01318	1	1		
*C01319	1	1		
*C01320	1	1		

SI PREGA SEGUIRE LE BUONE PRATICHE DI DIMENSIONAMENTO E SEZIONAMENTO DELL'IMPIANTO ELETTRICO, TENENDO PRESENTE: LE CARATTERISTICHE DELL' INTERRUTTORE DIFFERENZIALE ED IL NUMERO DI ARTICOLI COLLEGATI ALLA LINEA ELETTRICA; QUESTO PER AGEVOLARE L'IDENFICAZIONE DI EVENTUALI ANOMALIE SULLA LINEA ELETTRICA

PLEASE FOLLOW THE BEST PRACTICES IN ELECTRICAL SYSTEM DESIGN, PAING ATTENTION TO THE RCCB SWITCH CHARACTERISTICSAND THE NUMBER OF FITTINGS CONNECTED TO THE ELETRICAL LINE; THIS HELPS TO INDETIFY POSSIBLE ANOMALIES ON THE ELETRICAL LINE

MCB

N° DI PRODOTTI PER MAGNETOTERMICO

N° OF LIGHT FITTINGS PER MCB

CODICE *CODE* BASE	B10	B16	B20	C10	C16	C20
99948	16	25	31	25	40	50
99953	16	25	31	25	40	50
83052	16	25	31	25	40	50
99946	16	25	31	25	40	50
99951	16	25	31	25	40	50
83051	16	25	31	25	40	50
99938	16	25	31	25	40	50
99943	16	25	31	25	40	50
83055	16	25	31	25	40	50
99936	16	25	31	25	40	50
99941	16	25	31	25	40	50
83054	16	25	31	25	40	50