SERIES: ENVELOPE_R | ENVELOPE_RW | ENVELOPE_Q | ENVELOPE_QW

BRAND: i-LED

IP66

ENVELOPE_R

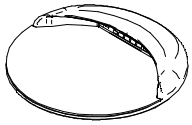

A

ENVELOPE_RW

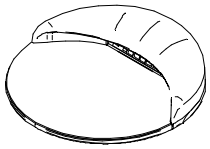

B

ENVELOPE_Q

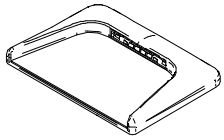

C

ENVELOPE_QW

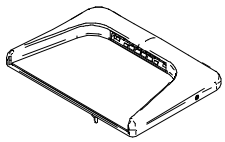

D

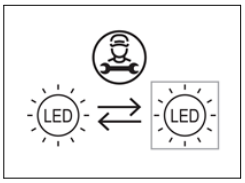

SPECIFICHE PRODOTTI - CODICI | *PRODUCTS SPECIFICATION - CODES*

CODE	TYPE	Dimensions [mm]	Safety Class	Input [V]	Power [W]	Voltage [V]	Current [mA]	Weight [Kg]	IP	IK	CRI	Energy Class Color Temp. CCT [°K] 3000	Energy Class Color Temp. CCT [°K] 4000	N° Light Source
76090	Envelope_R	120x120x13	3	24	4	-	-	0.15	66	10	80	E	E	**1**
76091	Envelope_R	120x120x13	3	24	4	-	-	0.15	66	10	80	E	E	**1**
76092	Envelope_R	120x120x13	3	24	4	-	-	0.15	66	10	80	E	E	**1**
76093	Envelope_R	120x120x13	3	24	4	-	-	0.15	66	10	80	E	E	**1**
77044	Envelope_RW	132x132x28	2	220-240	2.5			0.5	66	10	80	E	E	**1**
77045	Envelope_RW	132x132x28	2	220-240	2.5			0.5	66	10	80	E	E	**1**
77046	Envelope_RW	132x132x28	2	220-240	2.5			0.5	66	10	80	E	E	**1**
77047	Envelope_RW	132x132x28	2	220-240	2.5			0.5	66	10	80	E	E	**1**
76098	Envelope_Q	13x120x88	3	24	4	-	-	0.170	66	10	80	E	E	**1**
76099	Envelope_Q	13x120x88	3	24	4	-	-	0.170	66	10	80	E	E	**1**
76100	Envelope_Q	13x120x88	3	24	4	-	-	0.170	66	10	80	E	E	**1**
76101	Envelope_Q	13x120x88	3	24	4	-	-	0.170	66	10	80	E	E	**1**
81341	Envelope_Q	13x120x88	3	24	1.5	-	-	0.170	66	10	80	E	E	**1**
81342	Envelope_Q	13x120x88	3	24	1.5	-	-	0.170	66	10	80	E	E	**1**
97170	Envelope_Q	13x120x88	3	24	1.5	-	-	0.170	66	10	80	E	E	**1**
97172	Envelope_Q	13x120x88	3	24	1.5	-	-	0.170	66	10	80	E	E	**1**
76094	Envelope_QW	88x120x13	3	24	4	-	-	0.170	66	10	80	E	E	**1**
76095	Envelope_QW	88x120x13	3	24	4	-	-	0.170	66	10	80	E	E	**1**
76096	Envelope_QW	88x120x13	3	24	4	-	-	0.170	66	10	80	E	E	**1**
76097	Envelope_QW	88x120x13	3	24	4	-	-	0.170	66	10	80	E	E	**1**
81339	Envelope_QW	88x120x13	3	24	1.5	-	-	0.170	66	10	80	E	E	**1**
81340	Envelope_QW	88x120x13	3	24	1.5	-	-	0.170	66	10	80	E	E	**1**
97167	Envelope_QW	88x120x13	3	24	1.5	-	-	0.170	66	10	80	E	E	**1**
97169	Envelope_QW	88x120x13	3	24	1.5	-	-	0.170	66	10	80	E	E	**1**

Ta
-20°C ÷ +50°C

SERIES: ENVELOPE_R | ENVELOPE_RW | ENVELOPE_Q | ENVELOPE_QW

BRAND: i-LèD

DIMENSIONI / *DIMENSIONS*

A ENVELOPE_R

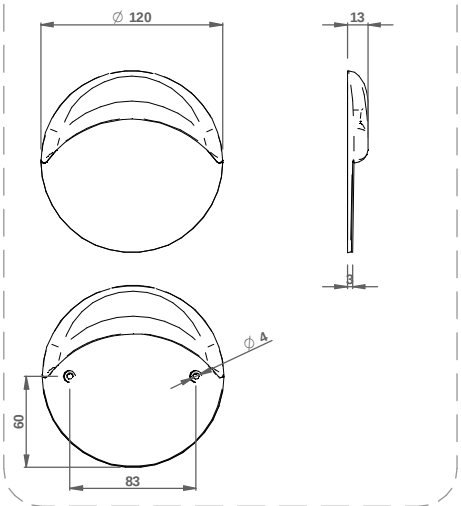

B ENVELOPE_RW

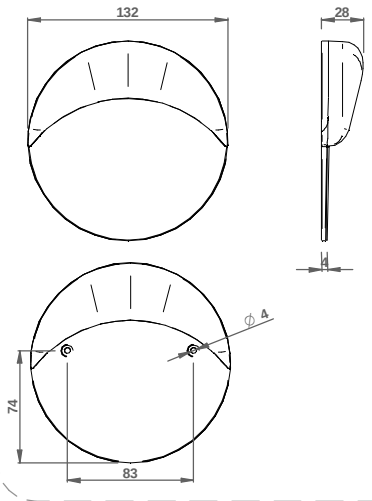

C ENVELOPE_Q

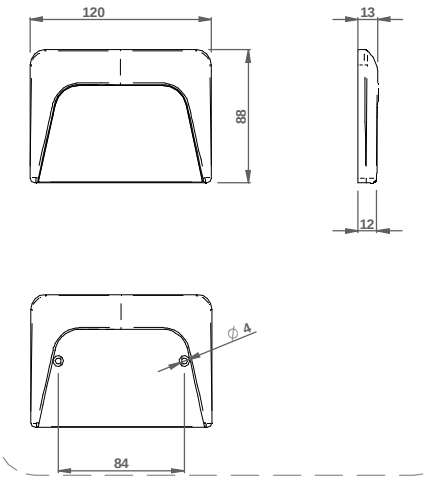

D ENVELOPE_QW

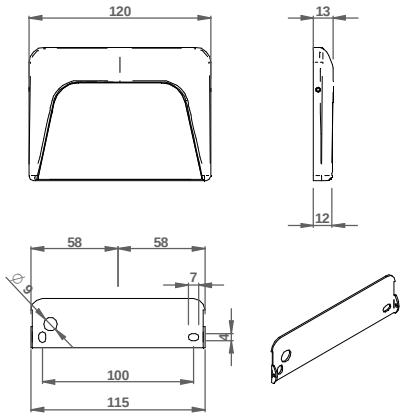

STAFFA DI FISSAGGIO
FIXING BRACKET

INSTALLAZIONE | *INSTALLATION*

1.A

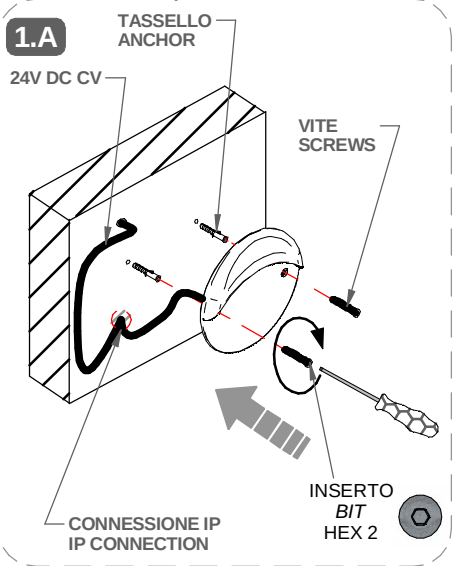

2.A

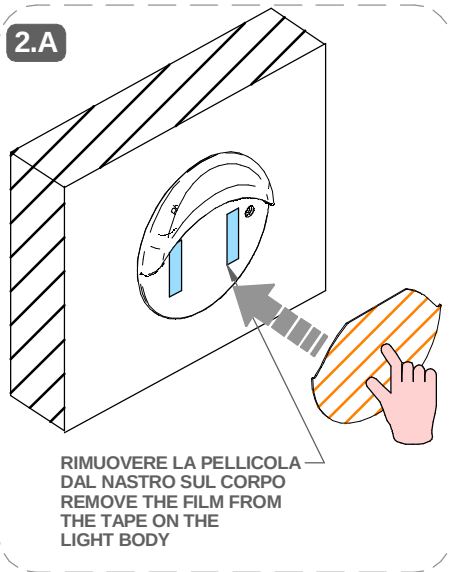

3.A

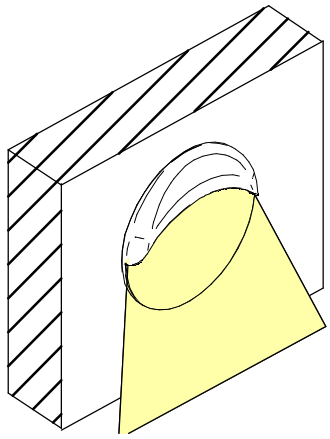

1.B

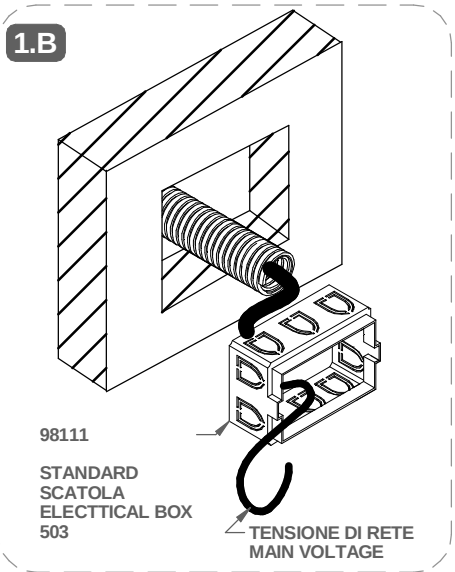

CONTROCASSA | *OUTER CASING*

2.B

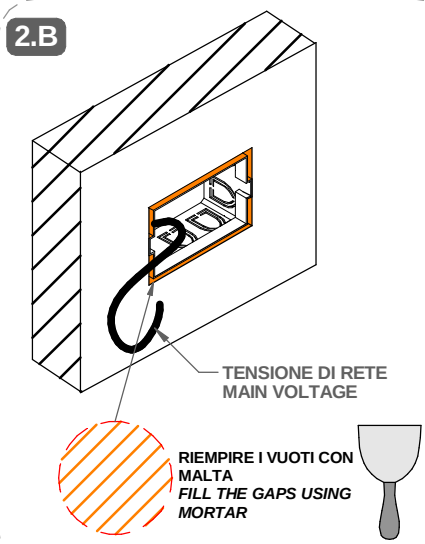

CONTROCASSA | *OUTER CASING*

SERIES: ENVELOPE_R | ENVELOPE_RW | ENVELOPE_Q | ENVELOPE_QW

BRAND: i-LèD

3.B

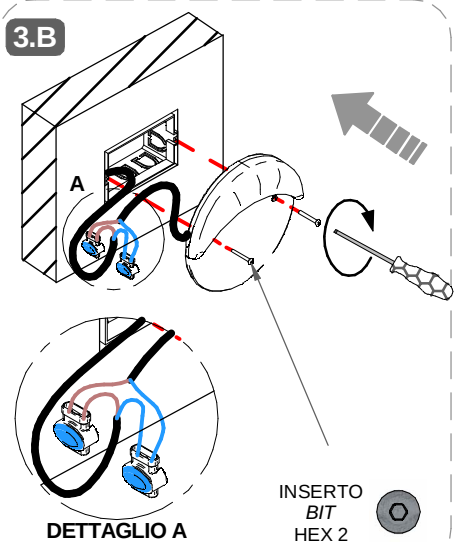

DETTAGLIO A
DETAIL A

CONTROCASSA | *OUTER CASING*

4.B

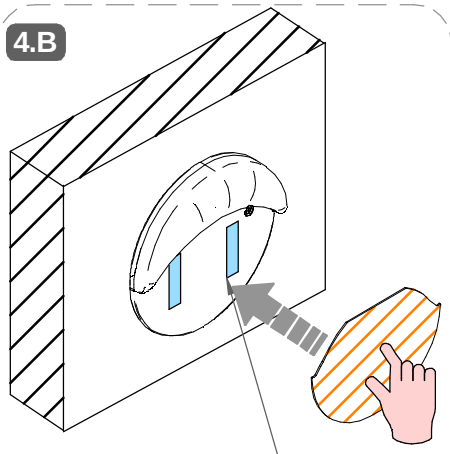

CONTROCASSA | *OUTER CASING*

5.B

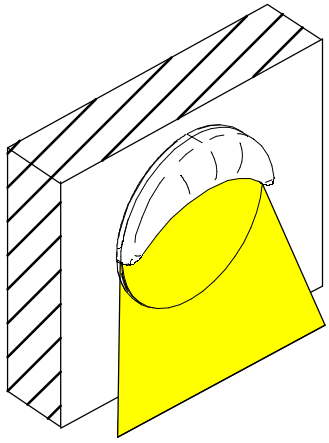

CONTROCASSA | *OUTER CASING*

1.B

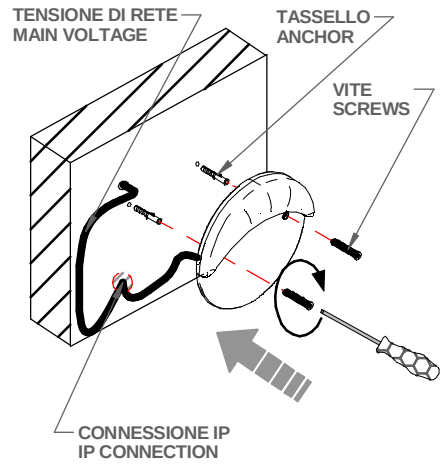

SUPERFICIE | *SURFACE*

2.B

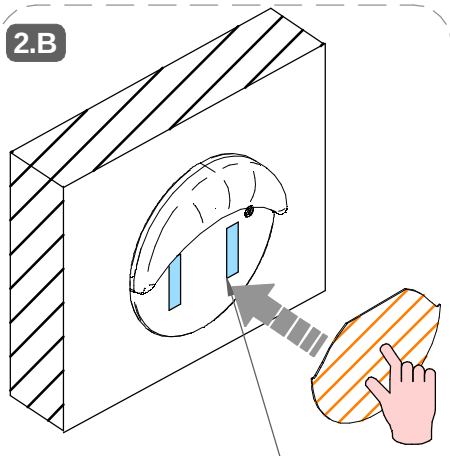

SUPERFICIE | *SURFACE*

3.B

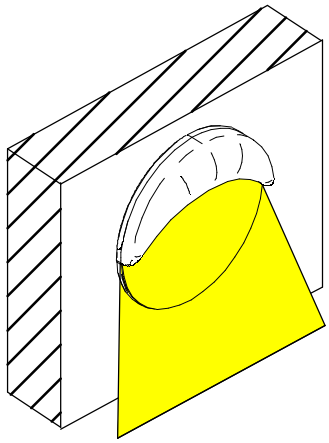

SUPERFICIE | *SURFACE*

1.C

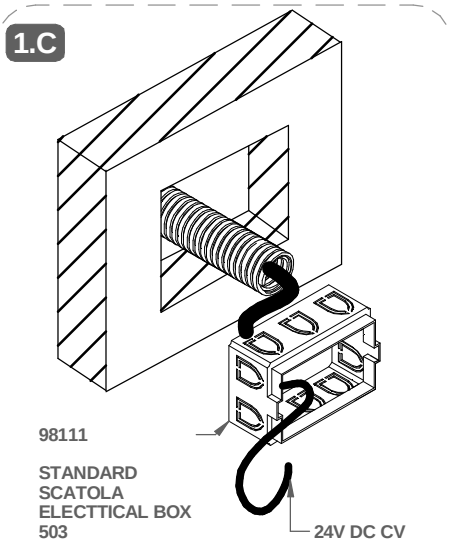

CONTROCASSA | *OUTER CASING*

2.C

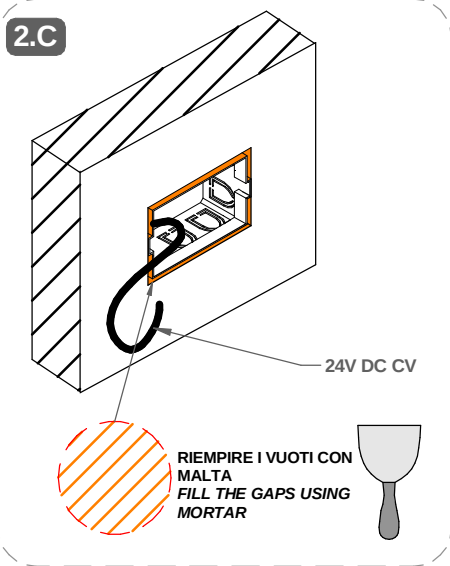

CONTROCASSA | *OUTER CASING*

3.C

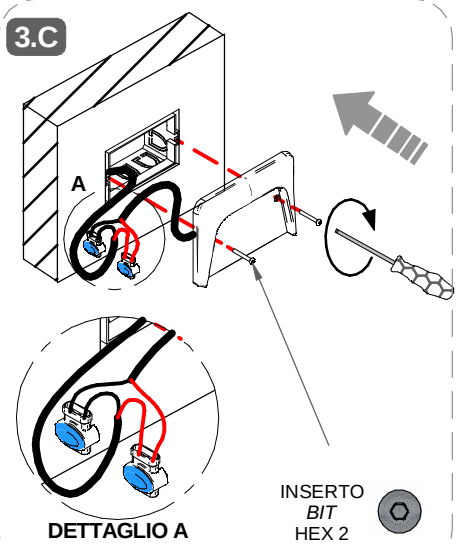

DETTAGLIO A
DETAIL A

CONTROCASSA | *OUTER CASING*

SERIES: ENVELOPE_R | ENVELOPE_RW | ENVELOPE_Q | ENVELOPE_QW

BRAND: i-LèD

4.C

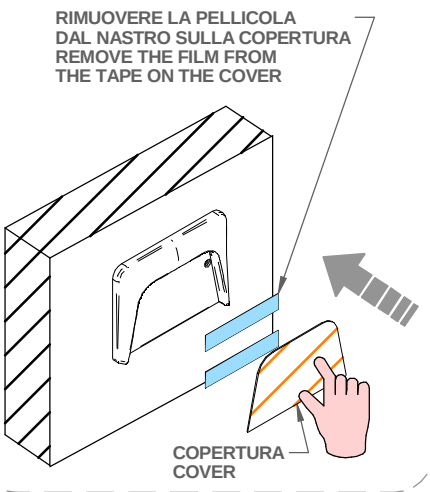

CONTROCASSA | *OUTER CASING*

5.C

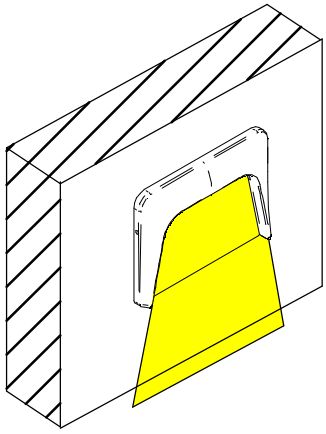

CONTROCASSA | *OUTER CASING*

1.D

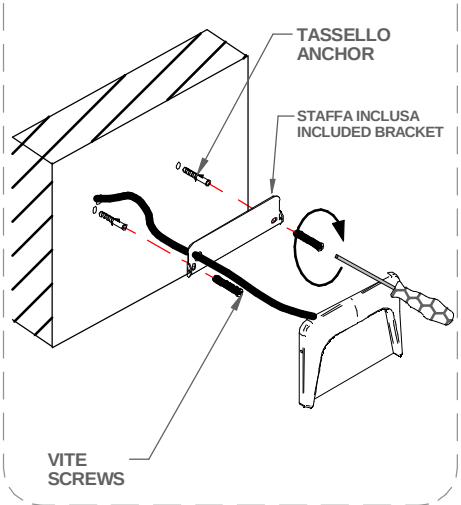

SUPERFICIE | *SURFACE*

2.D

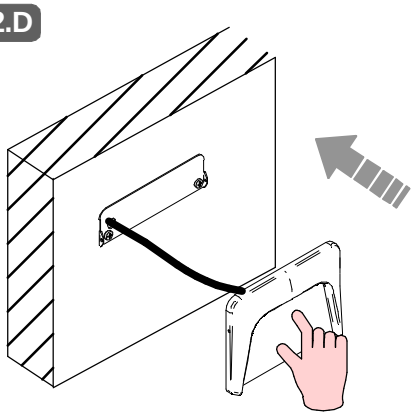

3.D

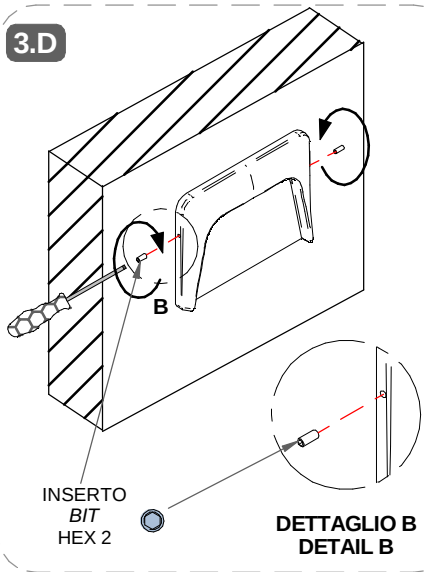

SUPERFICIE | *SURFACE*

4.D

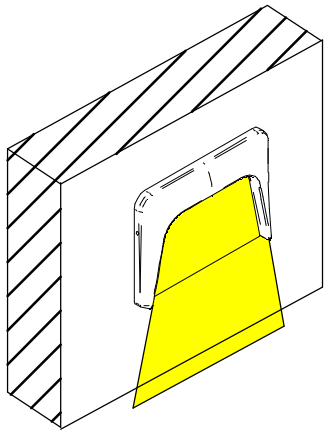

SUPERFICIE | *SURFACE*

NOTE ELETTRICHE | *ELETRICAL CONSIDERATIONS*

1

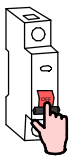

TUTTE LE OPERAZIONI DI COLLEGAMENTO ALLA RETE ELETTRICA DEVONO ESSERE CONDOTTE IN MANCANZA DI TENSIONE

ALL THE WIRING OPERATION MUST BE PERFORMED WITH MCB IN OFF POSITION

2



SE IL PRODOTTO E' DEFINITO IN CLASSE 1, IL CONDUTTORE DI MESSA A TERRA DI PROTEZIONE DEVE ESSERE SEMPRE COLLEGATO

IF THE FITTING IS CLASS 1 RATED, THE CPC | EARTH | PE CONDUCTOR MUST BE CONNECTED

3

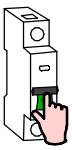

SE L'IMPIANTO E' STATO COMPLETATO ED E' IN SICUREZZA, PUO' ESSERE ALIMENTATO

WHEN THE CIRCUIT IS COMPLETED AND SAFE, MCB CAN BE SET IN ON POSITION

SI PREGA SEGUIRE LE BUONE PRATICHE DI DIMENSIONAMENTO E SEZIONAMENTO DELL'IMPIANTO ELETTRICO, TENENDO PRESENTE: LE CARATTERISTICHE DELL' INTERRUTTORE DIFFERENZIALE ED IL NUMERO DI ARTICOLI COLLEGATI ALLA LINEA ELETTRICA; QUESTO PER AGEVOLARE L'IDENFICAZIONE DI EVENTUALI ANOMALIE SULLA LINEA ELETTRICA

PLEASE FOLLOW THE BEST PRACTICES IN ELECTRICAL SYSTEM DESIGN, PAING ATTENTION TO THE RCCB SWITCH CHARACTERISTICSAND THE NUMBER OF FITTINGS CONNECTED TO THE ELETRICAL LINE; THIS HELPS TO INDETIFY POSSIBLE ANOMALIES ON THE ELETRICAL LINE

CV

TENSIONE COSTANTE
MAX. DISTANZA TRA DRIVER ED ULTIMO PRODOTTO | SEZIONE CAVO
CONSTANT VOLTAGE
DRIVER TO LAST LIGHT FITTING MAX DISTANCE | WIRE SECTION

SEZIONE *SECTION* [mm2]	0.5	0.75	1	1.5	2.5
LUNGHEZZA *LENGHT* [m]	15	25	30	50	80

* Distanza massima dal driver all'ultimo articolo della linea a massimo carico.
Per lunghezze massime dei cavi effettive,fare riferimento a support@linealight.com
** Maximum distance between LED driver and last device at full load.*
For effective maximum cable lengths,please refer to support@linealight.com

SERIES: ENVELOPE_R | ENVELOPE_RW | ENVELOPE_Q | ENVELOPE_QW

BRAND: i-LED

MARRONE / BROWN = LINEA / *LINE*
AZZURRO / LIGHT BLUE = NEUTRO / *NEUTRAL*
GIALLO-VERDE / YELLOW-GREEN = TERRA / EARTH CPC | PE

CABLAGGIO / *WIRING*

CABLAGGIO IN PARALLELO | *PARALLEL WIRING*
TENSIONE DI RETE | *MAINS VOLTAGE*

AC

B

ON-OFF

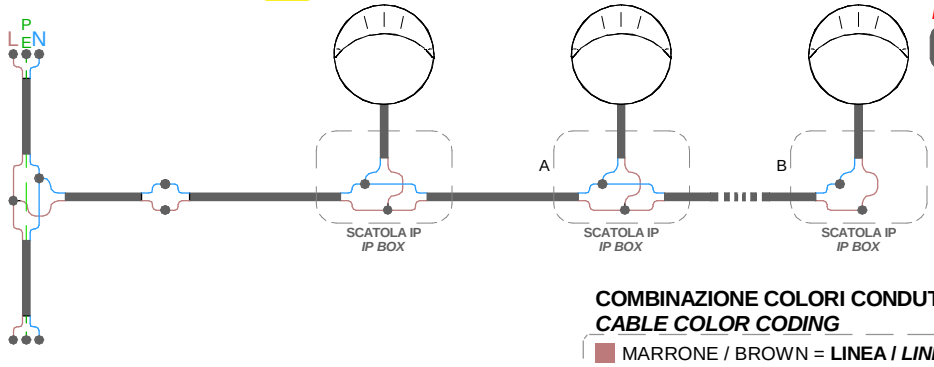

N° MAX *DEVICES*
MCB

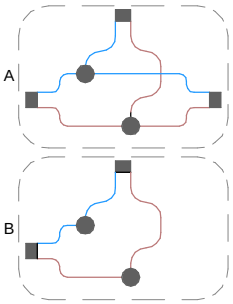

COMBINAZIONE COLORI CONDUTTORI
CABLE COLOR CODING

MARRONE / BROWN = **LINEA / *LINE***
AZZURRO / LIGHT BLUE = **NEUTRO / *NEUTRAL***

MCB **N° DI PRODOTTI PER MAGNETORTERMICO** **B**
N° OF LIGHT FITTINGS PER MCB

CODICE *CODE*	B10	B16	B20	C10	C16	C20
77044	88	142	178	147	237	297
77045	88	142	178	147	237	297
77046	88	142	178	147	237	297
77047	88	142	178	147	237	297

CABLAGGIO IN PARALLELO | TENSIONE COSTANTE
PARALLEL WIRING | CONSTANT VOLTAGE

CV

A
C
D

ON-OFF

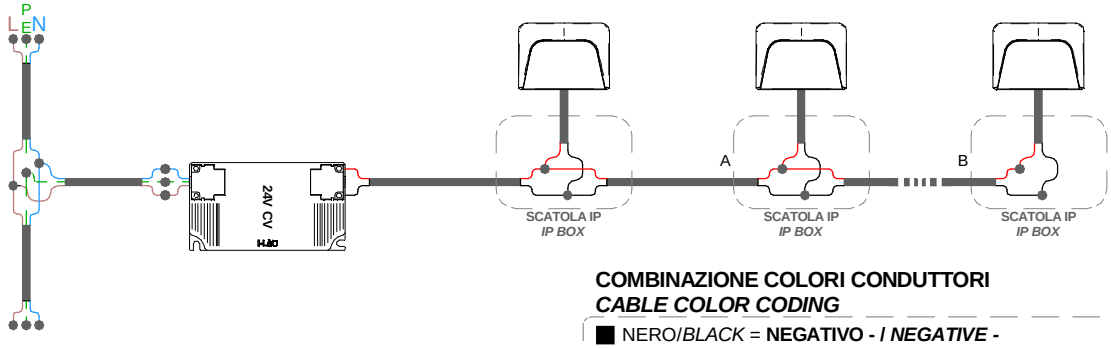

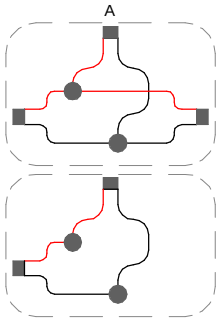

COMBINAZIONE COLORI CONDUTTORI
CABLE COLOR CODING

NERO/*BLACK* = **NEGATIVO - / *NEGATIVE -***
ROSSO/*RED* = **POSITIVO + / *POSITIVE +***

CABLAGGIO IN PARALLELO | TENSIONE COSTANTE
PARALLEL WIRING | CONSTANT VOLTAGE

CV

A
C
D

DALI

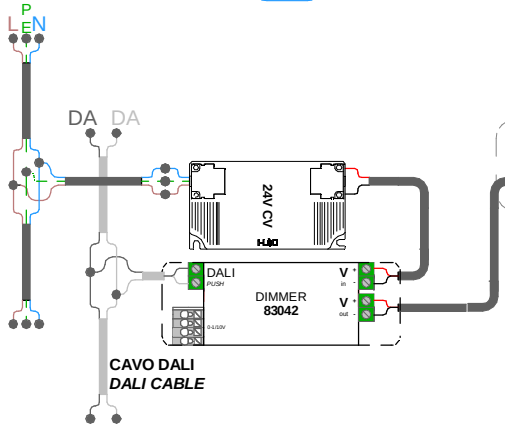

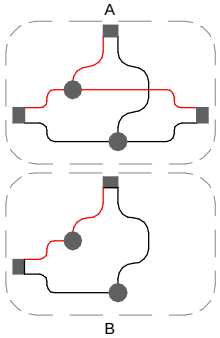

SEGNALE
BUS
DALI
1,5mm^2 = 300m
MAX 64
dispositivi / devices

CAVO DALI
DALI CABLE

COMBINAZIONE COLORI CONDUTTORI
CABLE COLOR CODING

NERO/*BLACK* = **NEGATIVO - / *NEGATIVE -***
ROSSO/*RED* = **POSITIVO + / *POSITIVE +***

CAVO DALI / *DALI CABLE*

DALI

NERO / *BLACK* = **DALI 1**
BIANCO / *WHITE* = **DALI 2**