SERIES: ACCESSORI MODUS / *MODUS ACCESSORIES*

BRAND: i-LED

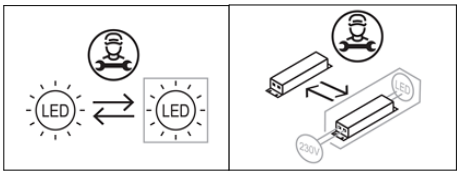

MICROPRISMATICO
MICROPRISMAT



83722 83746
83723 83747
83724 83748

A

OPTUS EX

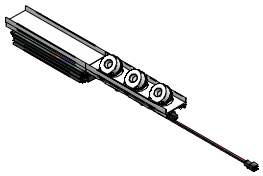

83732
83756

B

PROIETTORI
PROJECTORS

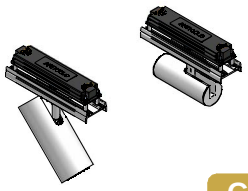

83731
83755
83730
83754

C

CELL_WW



83721
83745

D

CELL



83720
83744

E

SENSORE QUALITA' DELL'ARIA
AIR QUALITY SENSOR



C-E900004
C-E900005

F

SENSORE LUMINOSITA' PRESENZA
PIR LIGHT SENSOR



C-E900002
C-E900001

G

TAMPONAMENTO
FILL ELEMENT

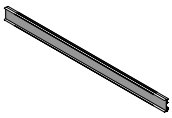

83725 83750
83749 83727
83729 83751
83753 83728
83726 83752

H

CODICI / *CODES*

CODICE *CODE*	TIPO *TYPE*	*Dimensions (LxWxH / Ø x H mm)*	*POWER (W)*	VOLTAGE (V)	CURRENT (mA)	*WEIGHT (Kg)*	*CLASS*	*IP*	*CRI*	*Energy class light source*	
										Temperature CCT [°K]	
										3500	4000
83722	MICROPRISMATICO / *MICROPRISMATIC*	900 x 59 x 66,5	19	24V CV	-	0,8	3	40	90	E	E
83746	MICROPRISMATICO / *MICROPRISMATIC*	900 x 59 x 66,5	19	24V CV	-	0,8	3	40	90	E	E
83760	MICROPRISMATICO / *MICROPRISMATIC*	900 x 59 x 66,5	19	24V CV	-	0,8	3	40	90	E	E
83723	MICROPRISMATICO / *MICROPRISMATIC*	1200 x 59 x 66,5	24	24V CV	-	1	3	40	90	E	E
83747	MICROPRISMATICO / *MICROPRISMATIC*	1200 x 59 x 66,5	24	24V CV	-	1	3	40	90	E	E
83761	MICROPRISMATICO / *MICROPRISMATIC*	1200 x 59 x 66,5	24	24V CV	-	1	3	40	90	E	E
83724	MICROPRISMATICO / *MICROPRISMATIC*	1500 x 59 x 66,5	30	24V CV	-	1,4	3	40	90	E	E
83748	MICROPRISMATICO / *MICROPRISMATIC*	1500 x 59 x 66,5	30	24V CV	-	1,4	3	40	90	E	E
83762	MICROPRISMATICO / *MICROPRISMATIC*	1500 x 59 x 66,5	30	24V CV	-	1,4	3	40	90	E	E
83732	OPTUS EX	300 x 38,5 x 60	5	24V CV	-	0,2	3	40	90	E	E
83756	OPTUS EX	300 x 38,5 x 60	5	24V CV	-	0,2	3	40	90	E	E
83731	PROIETTORI / *PROJECTORS*	150 x 38 x 104	7	24V CV	-	0,25	3	40	90	E	E
83755	PROIETTORI / *PROJECTORS*	150 x 38 x 104	7	24V CV	-	0,25	3	40	90	E	E
83730	PROIETTORI / *PROJECTORS*	150 x 38 130	12	24V CV	-	0,3	3	40	90	E	E
83754	PROIETTORI / *PROJECTORS*	150 x 38 130	12	24V CV	-	0,3	3	40	90	E	E
83721	CELL_WW	300 x 38,5 x 44	12	24V CV	-	0,25	3	40	90	E	E
83745	CELL_WW	300 x 38,5 x 44	12	24V CV	-	0,25	3	40	90	E	E
83720	CELL	300 x 38,5 x 44	12	24V CV	-	0,25	3	40	90	E	E
83744	CELL	300 x 38,5 x 44	12	24V CV	-	0,25	3	40	90	E	E
C-E900004	SENSORE QUALITA' DELL'ARIA / AIR QUALITY SENSOR	150 x 38 x 45	-	24V CV	-	0,1	3	40			
C-E900005	SENSORE QUALITA' DELL'ARIA / AIR QUALITY SENSOR	150 x 38 x 45	-	24V CV	-	0,1	3	40			
C-E900002	SENSORE MOVIMENTO E LUMINOSITA' / PIR LIGHT SENSOR	300 x 38 x 45	-	24V CV	-	0,2	3	40			
C-E900001	SENSORE MOVIMENTO E LUMINOSITA' / PIR LIGHT SENSOR	300 x 38 x 45	-	24V CV	-	0,2	3	40			

SERIES: ACCESSORI MODUS / *MODUS ACCESSORIES*

BRAND: i-LèD

DIMENSIONI / *DIMENSIONS*

83722
83723
83724
83746
83747
83748

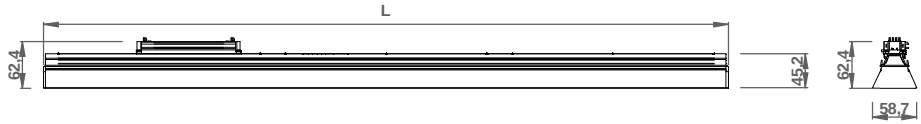

CODICE *CODE*	L = LUNGHEZZA *L= LENGHT [mm]*
83722	900
83746	
83723	1200
83747	
83724	1500
83748	

NON E' POSSIBILE INSTALLARE X MODULI MICROPRISMATICI ALL'INTERNO DI X MODULI MASTER + SLAVE DI LUNGHEZZA UGUALE.
FATTA ECCEZZIONE PER MODULI LUNGHEZZA 900mm.

IT IS NOT POSSIBLE TO INSTALL X MICROPRISMATIC MODULES INSIDE X MASTER + SLAVE MODULES OF THE SAME LENGTH.
EXCEPT FOR MODULES WITH A LENGTH OF 900 MM.

83732
83756

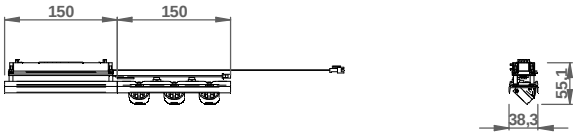

83730
83754

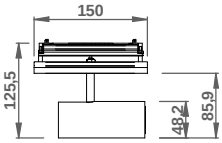

83731
83755

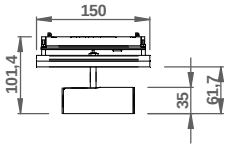

83721
83745

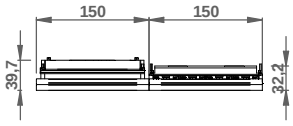

83720
83744

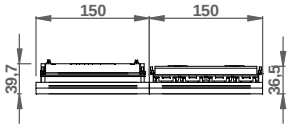

C-E900004
C-E900005

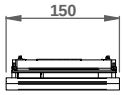

C-E900002
C-E900001

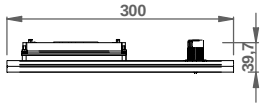

83725 **83750**
83749 **83727**
83729 **83751**
83753 **83728**
83726 **83752**

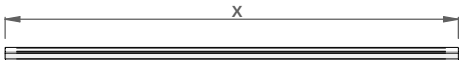

CODICE *CODE*	X = LUNGHEZZA *X = LENGHT [mm]*
83725, 83749	150
83729, 83753	300
83726, 83750	600
83727, 83751	900
83728, 83752	1200

INSTALLAZIONE / *INSTALLATION*

MODUS_MP

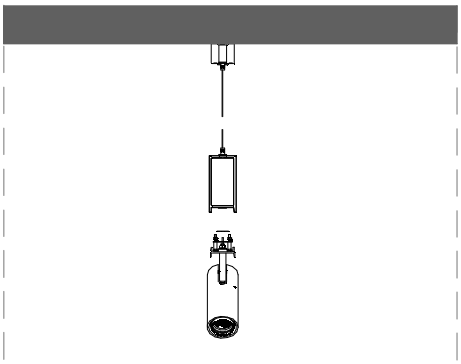

MODUS_MS

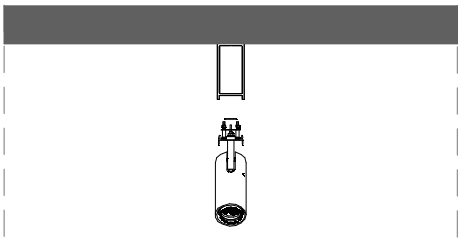

MODUS_MC

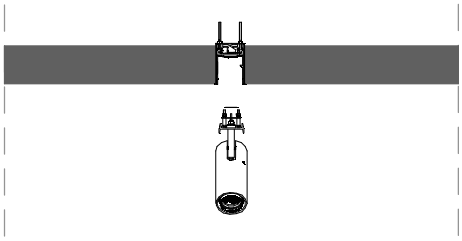

SERIES: ACCESSORI MODUS / *MODUS ACCESSORIES*

BRAND: i-LèD

ESEMPIO INSTALLATIVO / *INSTALLATION EXAMPLE*

A
C
H

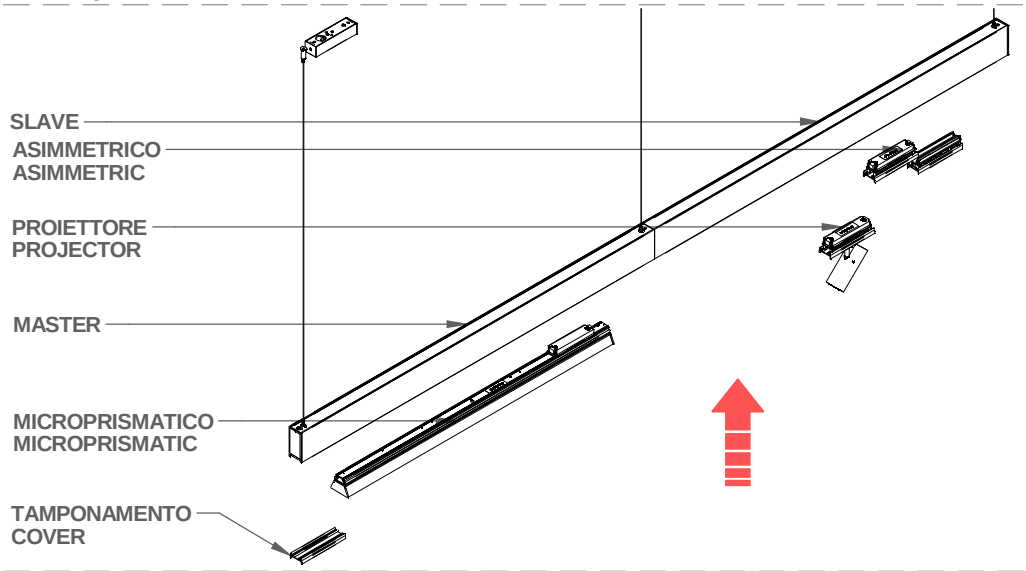

ESEMPIO INSTALLATIVO MICROPRISMATICO / *MICROPRISMATIC INSTALLATION EXAMPLE*

A

83722
83746
83760
83723
83747
83761
83724
83748
83762

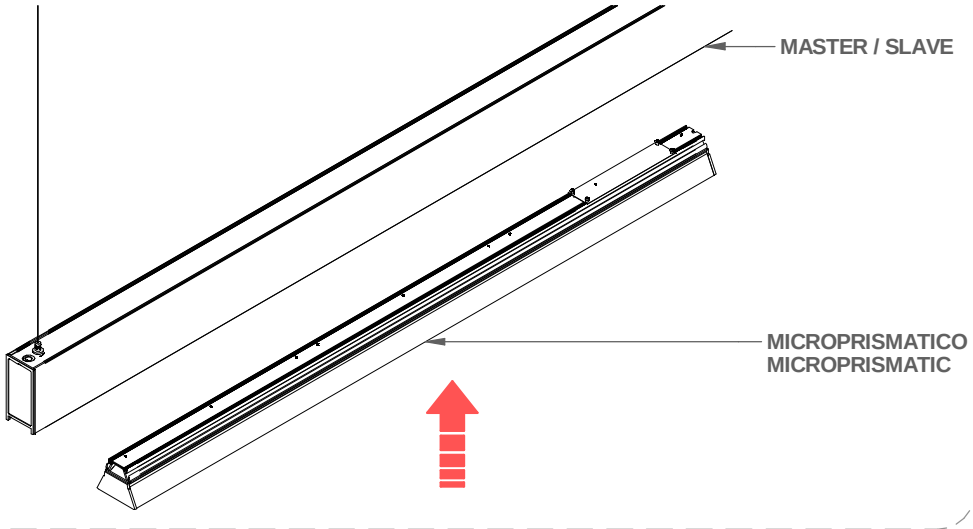

ATTENZIONE AL LATO DI INSTALLAZIONE/ *PAY ATTENTION TO THE INSTALLATION SIDE*

A
B
C
D
E
F
G
H

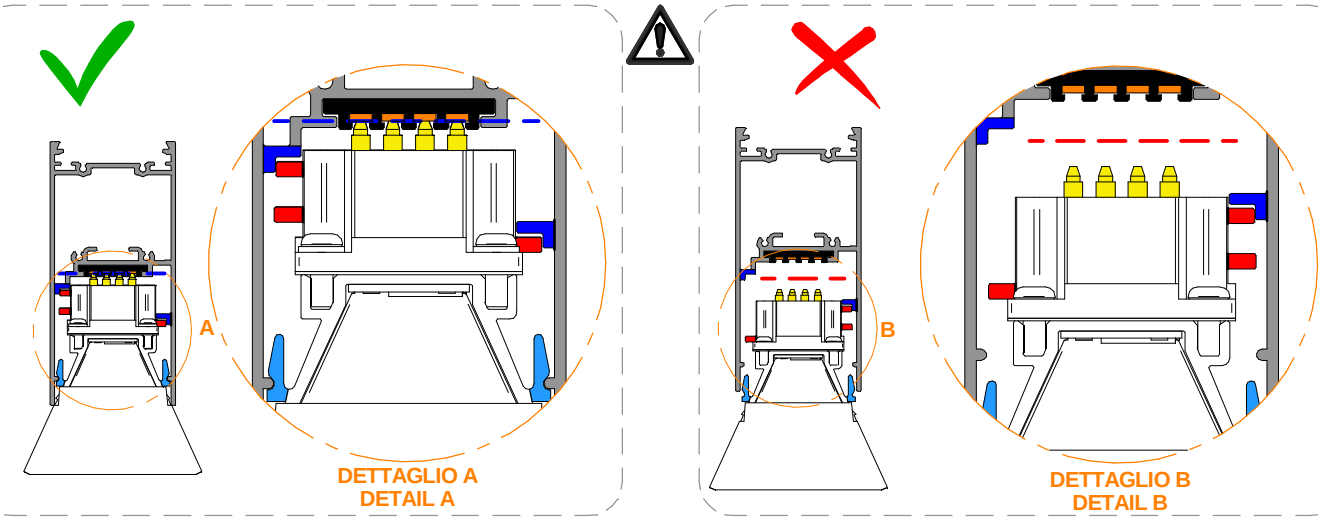

SERIES: ACCESSORI MODUS / *MODUS ACCESSORIES*

BRAND: i-LèD

ESEMPIO INSTALLATIVO OPTUS EX / *OPTUS EX INSTALLATION EXAMPLE*

B

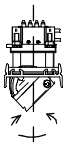

360°

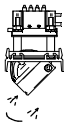

+/- 90°

83732
83756

MASTER
SLAVE

CABLARE

WIRE

ELEMENTO FISSO
TENERE SEMPRE NELLA STESSA POSIZIONE

FIXED ELEMENT
ALWAYS KEEP IN THE SAME POSITION

ELEMENTO MOBILE
MONTARE PRIMA O DOPO "L'ELEMENTO FISSO"

MOBILE ELEMENT
INSTALL BEFORE OR AFTER "THE FIXED ELEMENT"

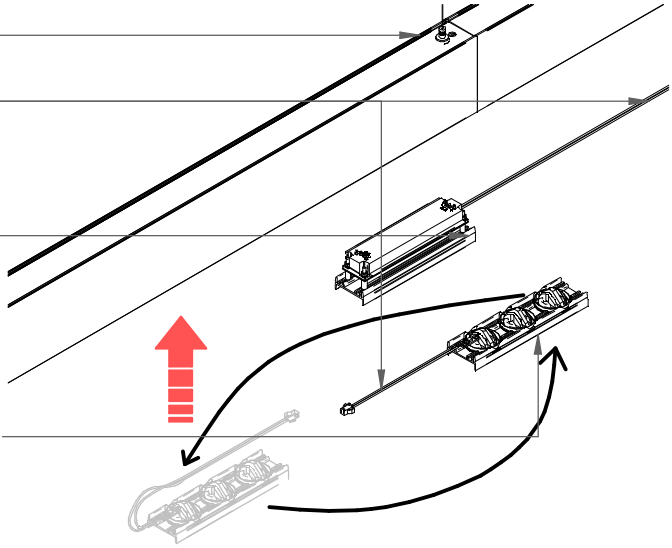

ESEMPIO INSTALLATIVO CELL, CELL_WW / *CELL, CELL_WW INSTALLATION EXAMPLE*

D
E



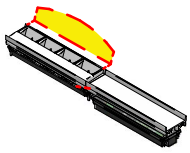

MASTER
SLAVE

CABLARE

WIRE

ELEMENTO FISSO
TENERE SEMPRE NELLA STESSA POSIZIONE

FIXED ELEMENT
ALWAYS KEEP IN THE SAME POSITION

ELEMENTO MOBILE
MONTARE PRIMA O DOPO "L'ELEMENTO FISSO"

MOBILE ELEMENT
INSTALL BEFORE OR AFTER "THE FIXED ELEMENT"

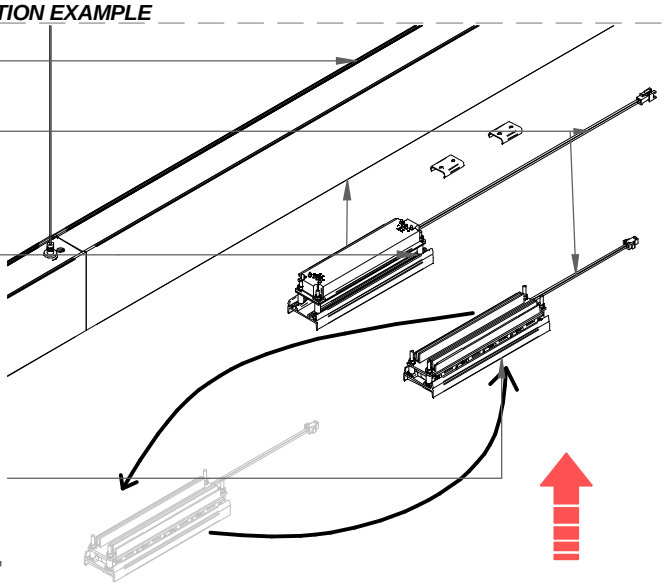

CORPO ILLUMINATE SUL LATO DESTRO
FITTING ON THE RIGHT SIDE

CABLARE E BLOCCARE
I CAVI CON LE MOLLE

WIRE AND FIX THE
CABLES WITH SPRINGS/CLIP

CORPO ILLUMINATE SUL LATO SINISTRO
FITTING ON THE LEFT SIDE

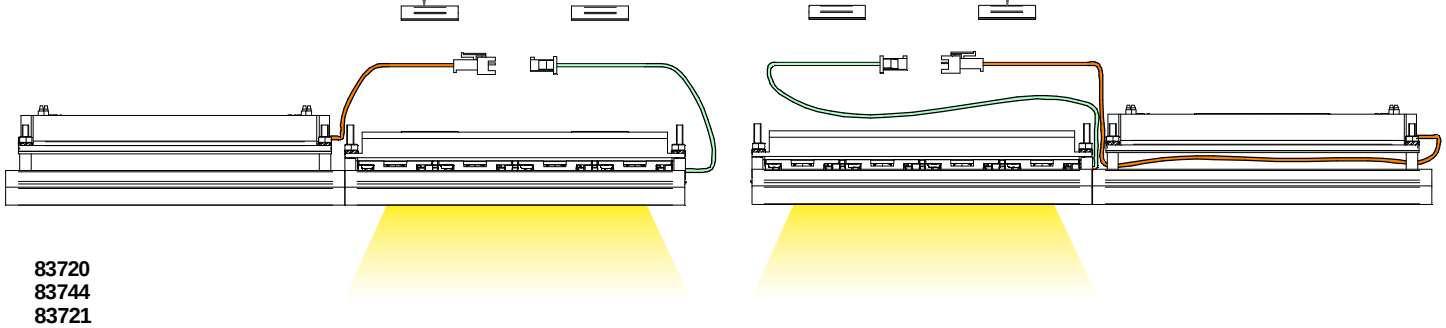

83720
83744
83721
83745

SERIES: ACCESSORI MODUS / *MODUS ACCESSORIES*

BRAND: i-LèD

ESEMPIO INSTALLATIVO TAMPONAMENTO / *COVER INSTALLATION EXAMPLE*

H

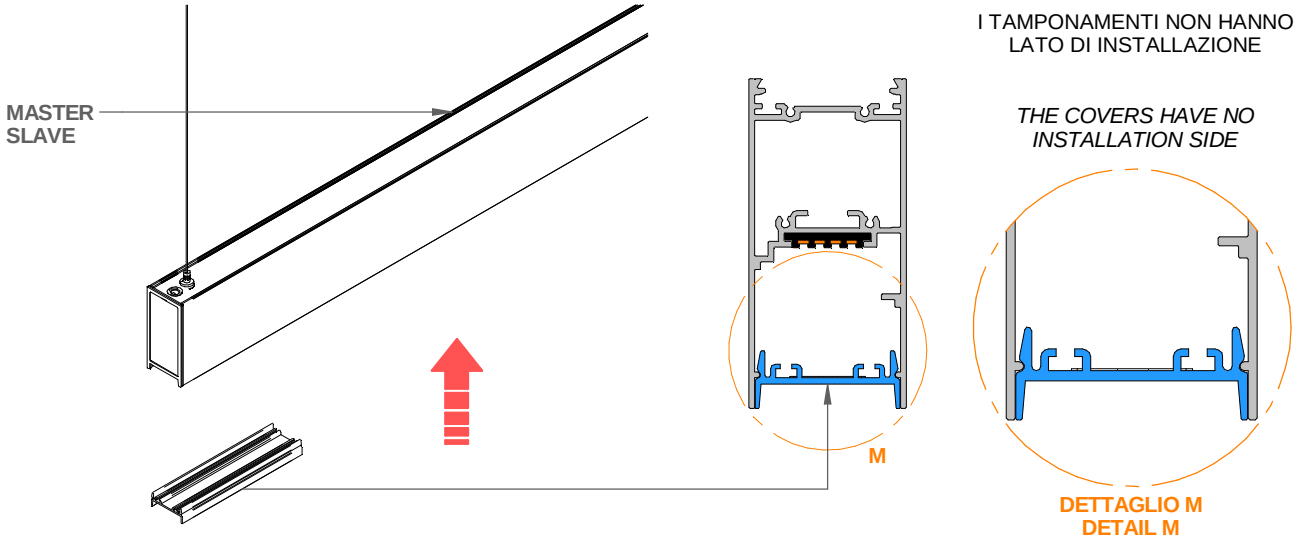

83725
83749
83729
83753
83726
83750
83727
83751
83728
83752

I TAMPONAMENTI NON HANNO LATO DI INSTALLAZIONE

THE COVERS HAVE NO INSTALLATION SIDE

DETTAGLIO M
DETAIL M

F
G

SENSORE QUALITA' DELL'ARIA
AIR QUALITY SENSOR



C-E900004
C-E900005

SENSORE LUMINOSITA' PRESENZA
PIR LIGHT SENSOR



C-E900002
C-E900001

PER ULTERIORI DETTAGLI CONTATTARE IL SUPPORTO TECNICO
support@linealight.com

FOR FURTHER DETAIL CONTACT TECHNICAL SUPPORT
support@linealight.com

MASSIMO CARICO PER LINEA
MAX LOAD PER LINE

TABELLA "C"
TABLE "C"

LUNGHEZZA *LENGHT*	MAX CARICO PER MASTER + N° SLAVE *MAX LOAD PER MASTER + N° SLAVES*
1200mm	90 W
1500mm	90 W
2400mm	140 W
3000mm	140 W

CARICHI MASSIMI / *MAXIMUM LOADS*

