| | | | |
|---|---|---|---|
| linea light group | **ISTRUZIONI DI MONTAGGIO** *MOUNTING INSTRUCTIONS* | **REVISIONE N°.** *REVISION N°.* | **DATA** |
| | | **Rev. 3** | **09/02/2026** |

FGI00542

**SERIES: DRIFT_S**

**BRAND: i-LèD**

IP65

**DRIFT_S**

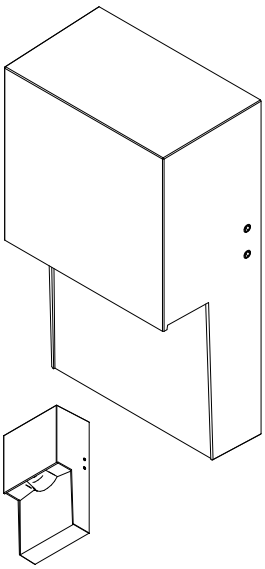

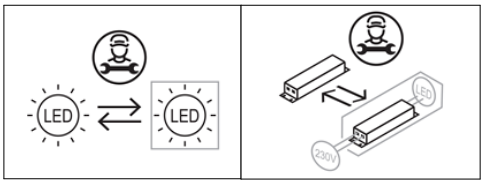


**CODICI/*CODES***

| CODE | Dimensions (LxWxH mm) | POWER (W) | CLASS I / II / III | | WEIGHT (Kg) | CLASS | IP | CRI | Energy class light source | | | | N° Light Source | Conn. Type |
|---|---|---|---|---|---|---|---|---|---|---|---|---|---|---|
| | | | INPUT (V) | FREQUENCY (Hz) CURRENT [mA] | | | | | Temperature color LED (°K) | | | | | |
| | | | | | | | | | 2200 | 2700 | 3000 | 4000 | | |
| **C00917** | 101x60x180 | 15 | 220-240 | 50-60 | 1 | 2 | 65 | 80 | E | E | E | D | 2 | Y |
| **C01686** | 101x60x180 | 12,6 | 18 DC | 700 | 1 | 3 | 65 | 80 | E | E | E | D | 2 | Y |

**Ta -20°C ÷ +50°C**

**DIMENSIONI / *DIMENSIONS***

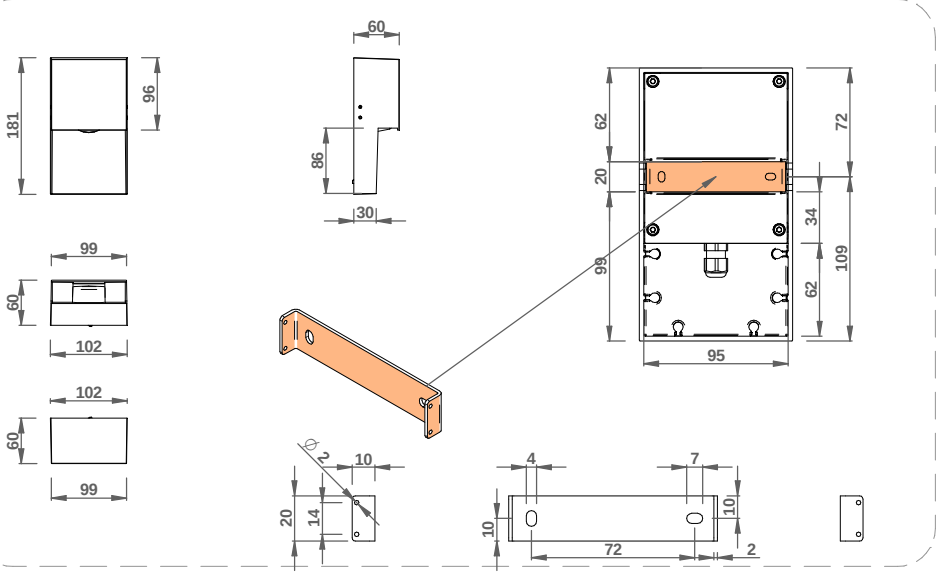


**PRE INSTALLAZIONE | *PRE_INSTALLATION***

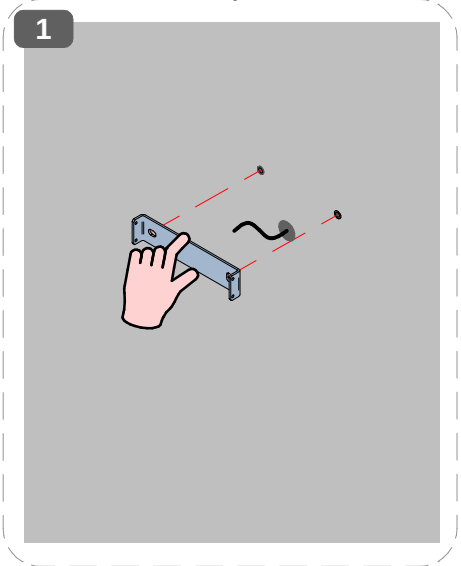


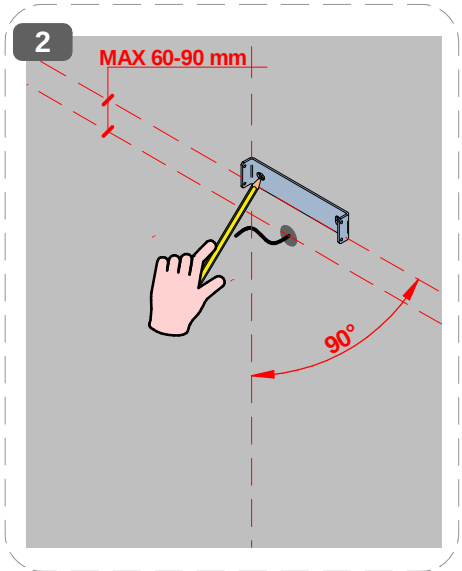


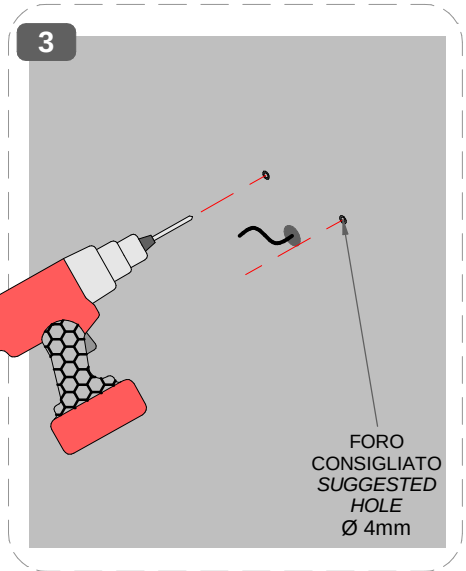


NON INCLUSE | *NOT INCLUDED*

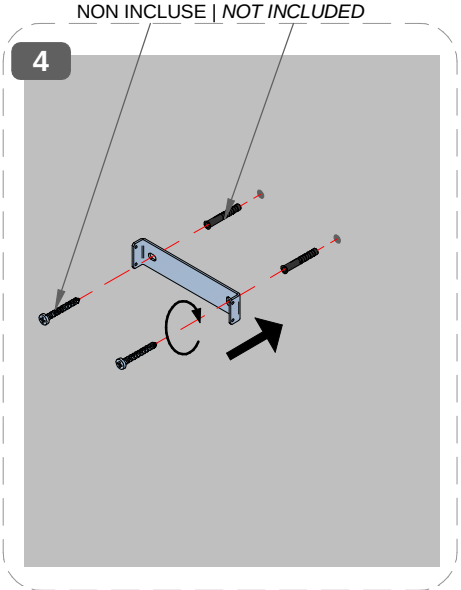

**SERIES: DRIFT_S**

**BRAND: i-LèD**

**INSTALLAZIONE | *INSTALLATION***

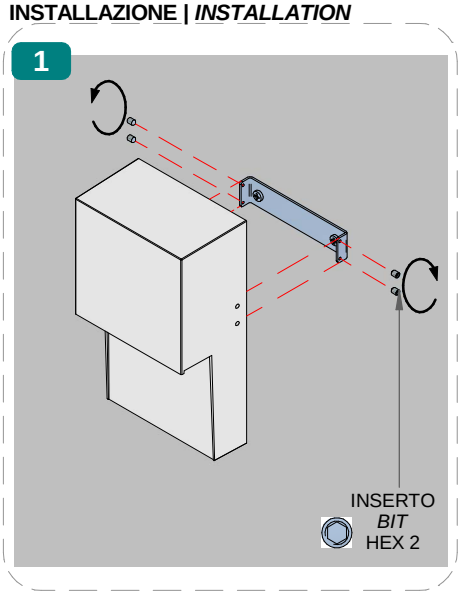


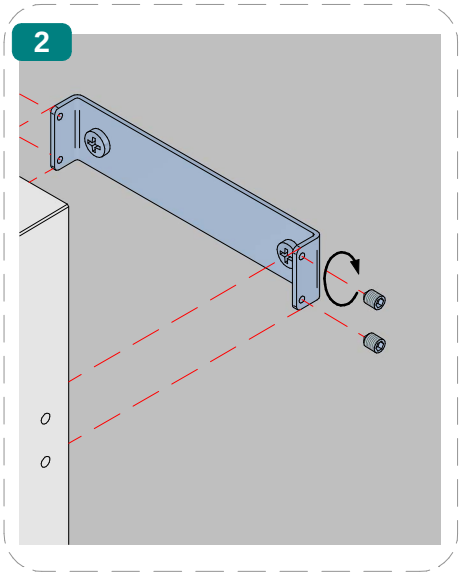


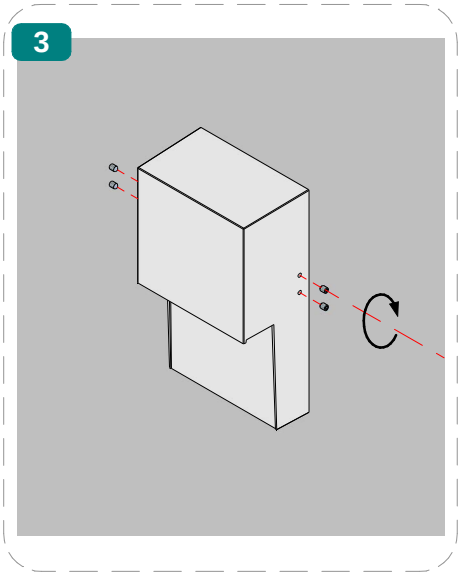


**CABLAGGIO | *WIRING***

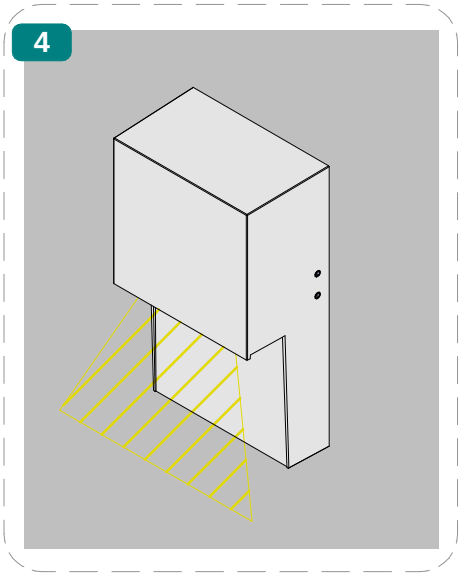


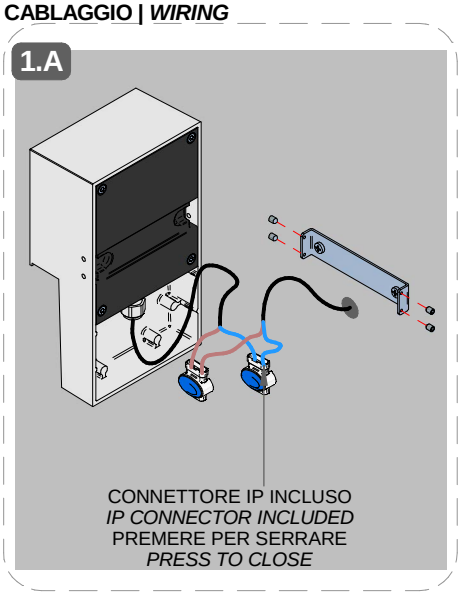


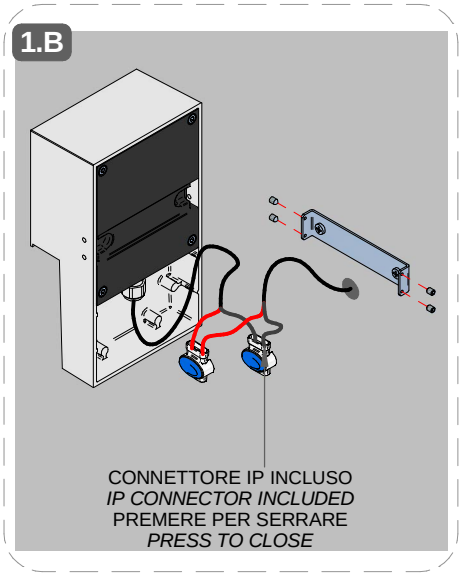


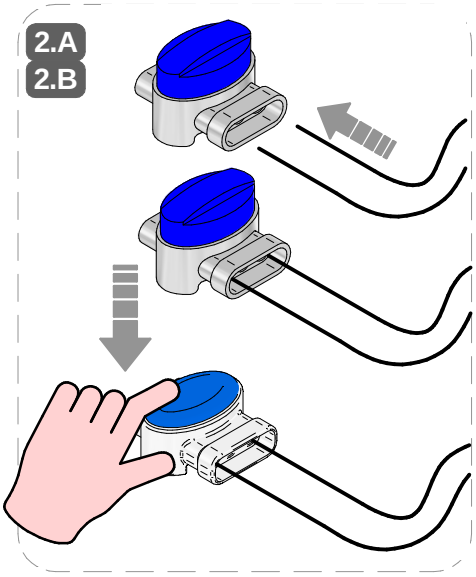


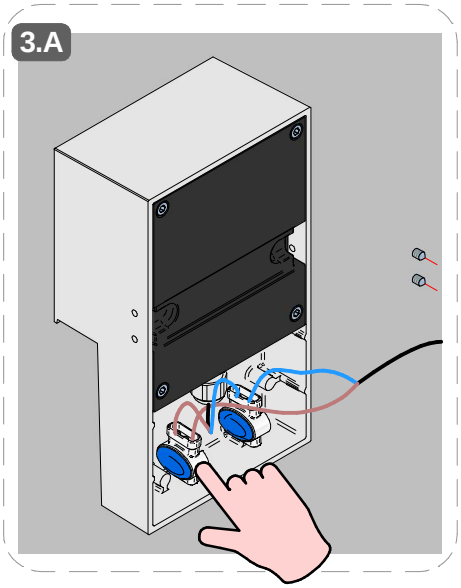


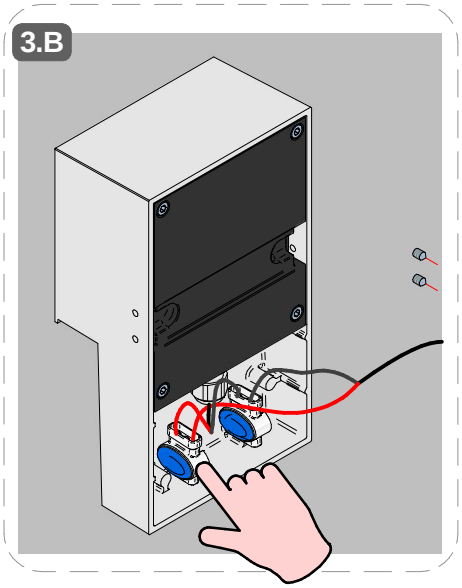

**SERIES: DRIFT_S**

**BRAND: i-LèD**

MARRONE / BROWN = LINEA / *LINE*
AZZURRO / LIGHT BLUE = NEUTRO / *NEUTRAL*
GIALLO-VERDE / YELLOW-GREEN = TERRA / EARTH CPC | PE

## CABLAGGIO / *WIRING*

**1** 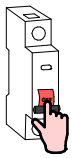

TUTTE LE OPERAZIONI DI COLLEGAMENTO ALLA RETE ELETTRICA DEVONO ESSERE CONDOTTE IN MANCANZA DI TENSIONE

*ALL THE WIRING OPERATION MUST BE PERFORMED WITH MCB IN OFF POSITION*

**2** 

SE IL PRODOTTO E' DEFINITO IN CLASSE 1, IL CONDUTTORE DI MESSA A TERRA DI PROTEZIONE DEVE ESSERE SEMPRE COLLEGATO

*IF THE FITTING IS CLASS 1 RATED, THE CPC | EARTH | PE CONDUCTOR MUST BE CONNECTED*

**3** 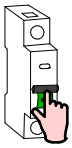

SE L'IMPIANTO E' STATO COMPLETATO ED E' IN SICUREZZA, PUO' ESSERE ALIMENTATO

*WHEN THE CIRCUIT IS COMPLETED AND SAFE, MCB CAN BE SET IN ON POSITION*



SE IL PRODOTTO E' DEFINITO IN CLASSE 3, IL CIRCUITO SECONDARIO A BASSA TENSIONE DEVE ESSERE COLLEGATO ALL'ALIMENTATORE PRIMA CHE QUESTO SIA SOTTO TENSIONE

*IF THE FITTING IS CLASS 3 RATED, THE LOW VOLTAGE CIRCUIT MUST BE WIRED BEFORE THE POWER SUPPLY IS POWERED ON*

SE IL CARICO VENISSE COLLEGATO AD ALIMENTATORE SOTTO TENSIONE, I PRODOTTI POTREBBERO DANNEGGIARSI, SUBENDO UN DANNO DA SOVRATENSIONE

*IF THE LOAD IS WIRED TO AN ALREADY ON POWER SUPPLY, THE FITTINGS COULD BE DAMAGED BY VOLTAGE SURGE*

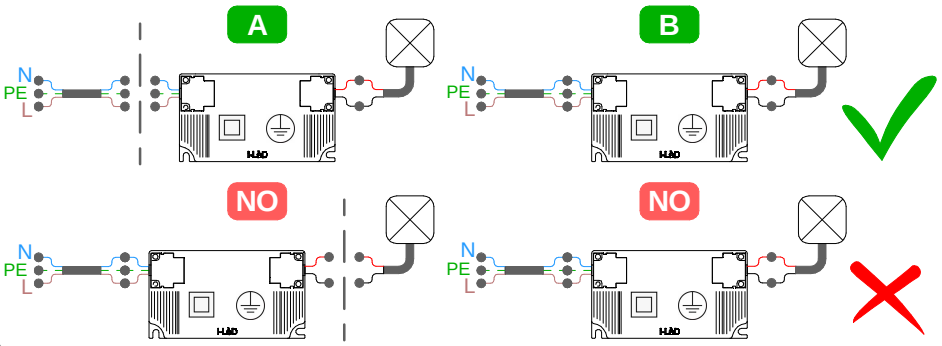




SI PREGA SEGUIRE LE BUONE PRATICHE DI DIMENSIONAMENTO E SEZIONAMENTO DELL'IMPIANTO ELETTRICO, TENENDO PRESENTE: LE CARATTERISTICHE DELL' INTERRUTTORE DIFFERENZIALE ED IL NUMERO DI ARTICOLI COLLEGATI ALLA LINEA ELETTRICA; QUESTO PER AGEVOLARE L'IDENFICAZIONE DI EVENTUALI ANOMALIE SULLA LINEA ELETTRICA

*PLEASE FOLLOW THE BEST PRACTICES IN ELECTRICAL SYSTEM DESIGN, PAING ATTENTION TO THE RCCB SWITCH CHARACTERISTICSAND THE NUMBER OF FITTINGS CONNECTED TO THE ELETRICAL LINE; THIS HELPS TO INDETIFY POSSIBLE ANOMALIES ON THE ELETRICAL LINE*

**MCB**

N° DI PRODOTTI PER MAGNETORTERMICO
*N° OF LIGHT FITTINGS PER MCB*

| CODICE *CODE* | B10 | B16 | B20 | C10 | C16 | C20 |
|---|---|---|---|---|---|---|
| C00917 | 9 | 17 | 20 | 16 | 27 | 33 |

### TIPO DI CONNESSIONE
*TYPE OF CONNECTION*

**X:** Se il cavo flessibile esterno di questo apparecchio è danneggiato, deve essere sostituito da un cavo speciale, disponibile esclusivamente presso il fabbricante, o il suo servizio di assistenza.
*X: If the external flexible cable of this appliance is dameged, it must be replaced with a special cable, which is only avaible from the manufacturer or its service department.*

**Y:** Se il cavo flessibile esterno di questo apparecchio è danneggiato, deve essere sostituito esclusivamente dal fabbricante, dal suo servizio di assistenza o da personale qualificato equivalente, al fine di evitare pericoli.
*Y: If the external flexible cable of this appliance is dameged, it must only be replaced by the manufacturer, its service department or equivalent qualified personell in order to avoid danger.*

**Z:** Il cavo flessibile esterno di questo apparecchio non può essere sostituito; se il cavo è danneggiato l'apparecchio deve essere distrutto.
*Z: The external flexible cable fo this appliance cannot be replaced; if the cable is dameged, the appliance must be destroyed.*

**CABLAGGIO IN PARALLELO | *PARALLEL WIRING***
**TENSIONE DI RETE | *MAINS VOLTAGE***

**AC**

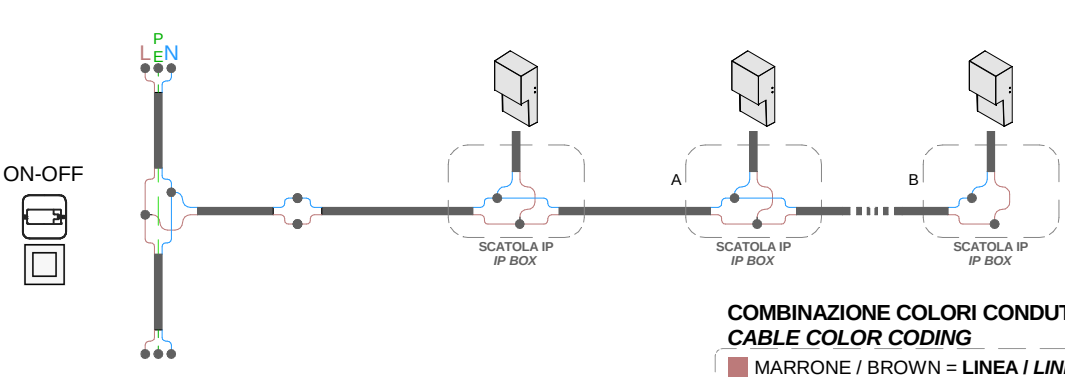


N° MAX PRODOTTI *DEVICES* SEGUIRE TABELLA *SEE TABLE*

**MCB**

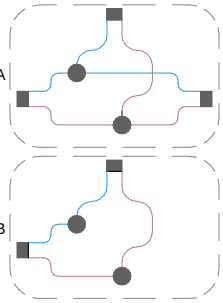


### COMBINAZIONE COLORI CONDUTTORI
*CABLE COLOR CODING*

MARRONE / BROWN = **LINEA / *LINE***
AZZURRO / LIGHT BLUE = **NEUTRO / *NEUTRAL***

**SERIES: DRIFT_S**

**BRAND: i-LèD**

MARRONE / BROWN = LINEA / *LINE*
AZZURRO / LIGHT BLUE = NEUTRO / *NEUTRAL*
GIALLO-VERDE / YELLOW-GREEN = TERRA / EARTH CPC | PE

**CABLAGGIO IN SERIE | CORRENTE COSTANTE**
***SERIES WIRING | CONSTANT CURRENT***

CC

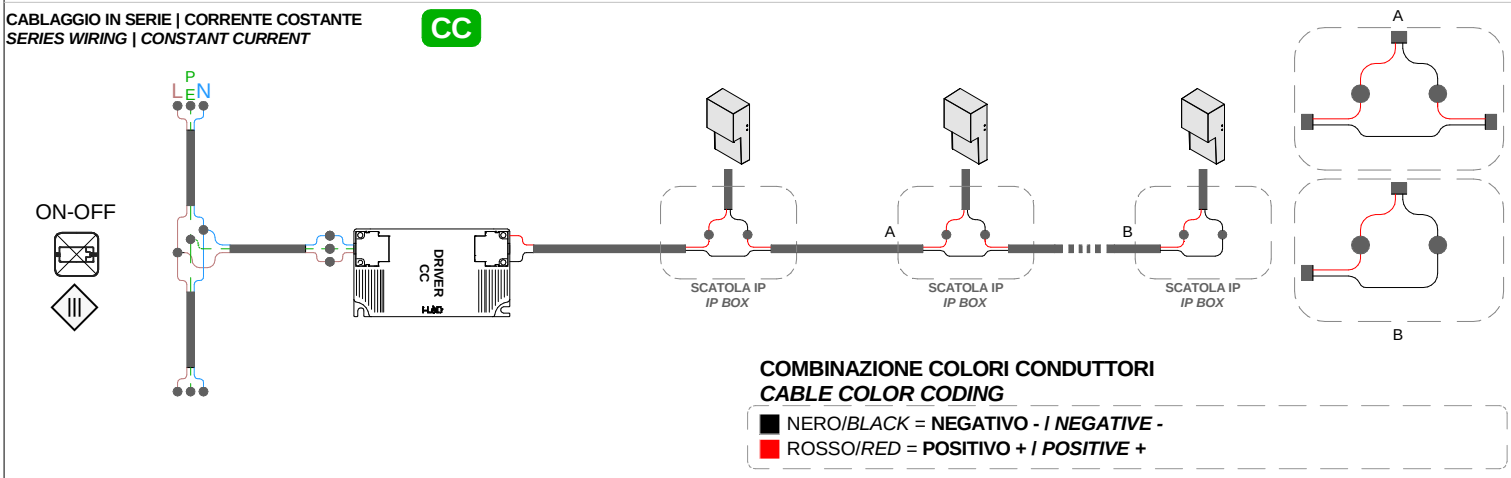


**COMBINAZIONE COLORI CONDUTTORI**
***CABLE COLOR CODING***

- NERO/*BLACK* = **NEGATIVO - / *NEGATIVE* -**
- ROSSO/*RED* = **POSITIVO + / *POSITIVE* +**

**CABLAGGIO IN SERIE | CORRENTE COSTANTE**
***SERIES WIRING | CONSTANT CURRENT***

CC

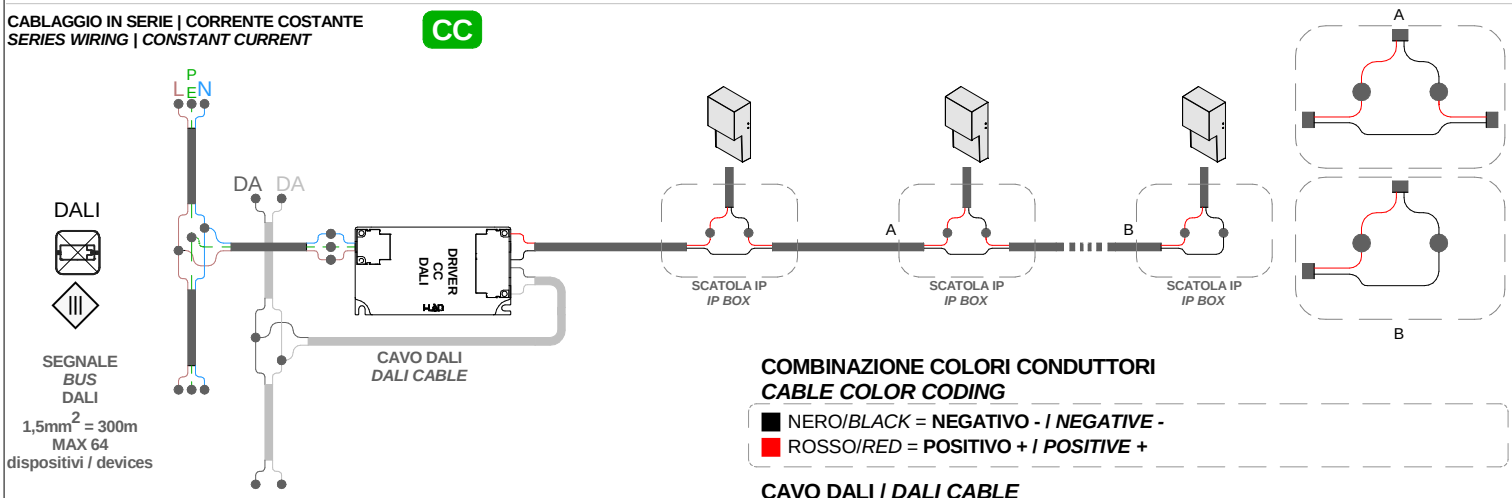


**COMBINAZIONE COLORI CONDUTTORI**
***CABLE COLOR CODING***

- NERO/*BLACK* = **NEGATIVO - / *NEGATIVE* -**
- ROSSO/*RED* = **POSITIVO + / *POSITIVE* +**

**CAVO DALI / *DALI CABLE***

**DALI**

- NERO / *BLACK* = **DALI 1**
- BIANCO / *WHITE* = **DALI 2**

**CABLAGGIO IN SERIE | CORRENTE COSTANTE**
***SERIES WIRING | CONSTANT CURRENT***

CC

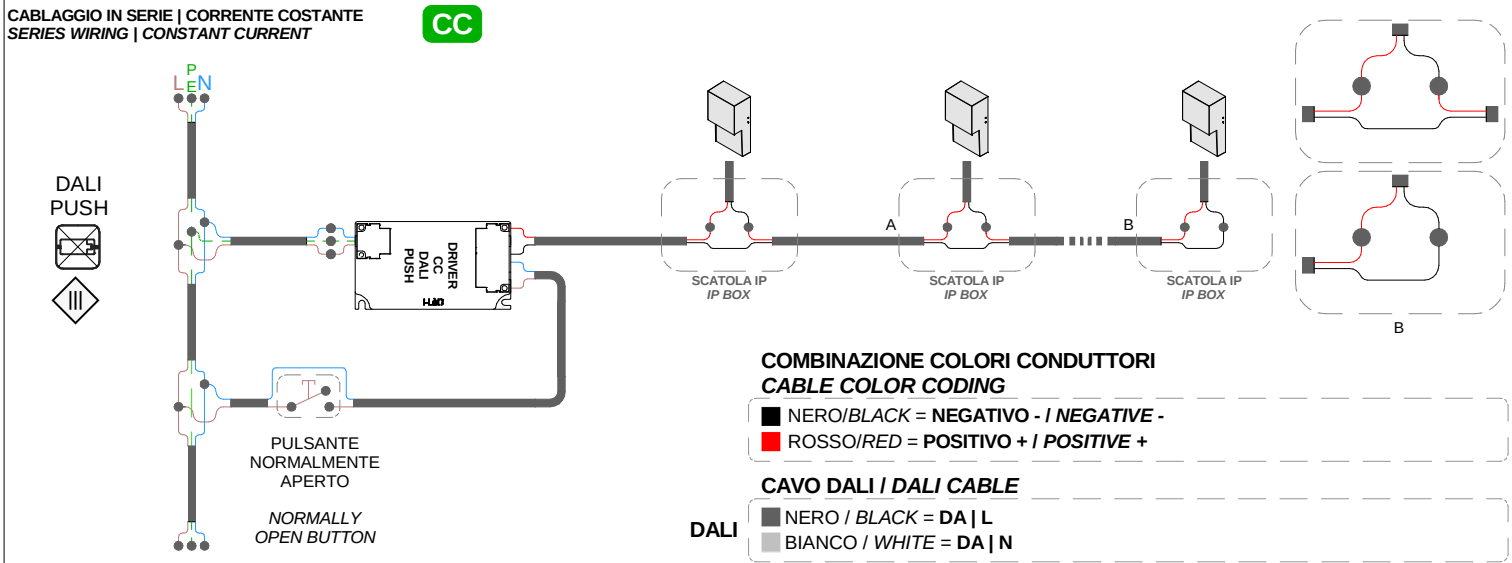


**COMBINAZIONE COLORI CONDUTTORI**
***CABLE COLOR CODING***

- NERO/*BLACK* = **NEGATIVO - / *NEGATIVE* -**
- ROSSO/*RED* = **POSITIVO + / *POSITIVE* +**

**CAVO DALI / *DALI CABLE***

**DALI**

- NERO / *BLACK* = **DA | L**
- BIANCO / *WHITE* = **DA | N**