SERIE | *SERIES*: OPTIWALL, OPTIWALL PRO

BRAND: i-LèD

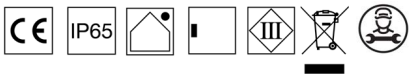

A

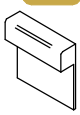

C01708
C01032

B

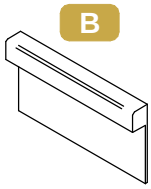

77387
77388
77389
77390

C

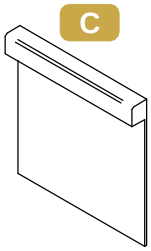

77383
77384
77385
77386

D

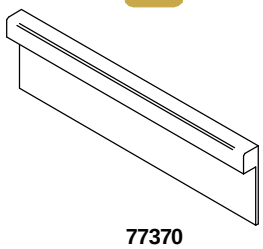

77370
77371
77372
77373

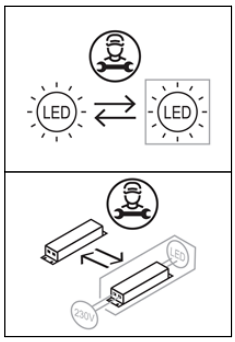

E

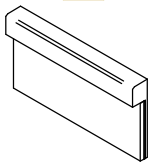

76760
76761
76762
76763

F

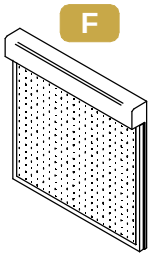

76764
76765
76766
76767

G

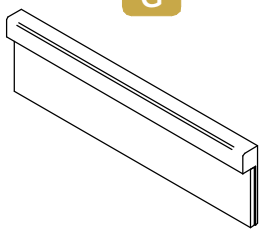

76768
76769
76770
76771

CODICI / CODES

CODE	Dimensions [mm]	Power [W]	Voltage [V]	Current [mA]	Weight [Kg]	Safety Class	IP	CRI	CCT [K°] - Energy Class 2200	2700	3000	4000	N° Light Source	Conn Type
C01708	70x70x18	1,2	24 CV	-	0,12	3	44	80	E	D	D	C	1	Y
C01032							65		E	D	D	C		
76760	158x84x18	3,5			0,27				E	D	D	C		
76764	158x158x18				0,44				-	D	D	C		
76765									-	D	D	C		
76766									-	D	D	C		
76767									-	D	D	C		
76768	295x84x18	7			0,47				-	D	D	C		
76769									-	D	D	C		
76770									-	D	D	C		
76771									-	D	D	C		
77370									-	D	D	C		
77371									-	D	D	C		
77372									-	D	D	C		
77373									-	D	D	C		
77383	158x158x18	3,5			0,44					D	D	C		
77384										D	D	C		
77385										D	D	C		
77386										D	D	C		
77387	158x84x18				0,27					D	D	C		
77388										D	D	C		
77389										D	D	C		
77390										D	D	C		

Ta -20°C ÷ +50°C

SERIE | *SERIES*: OPTIWALL, OPTIWALL PRO

BRAND: i-LED

DIMENSIONI / *DIMENSIONS*

A

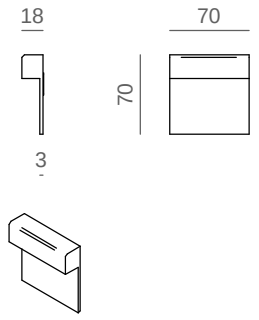

B

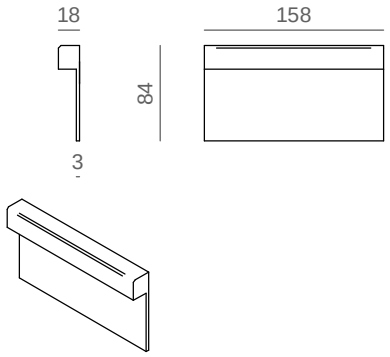

C

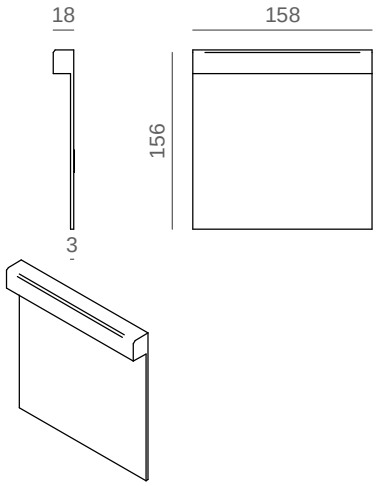

D

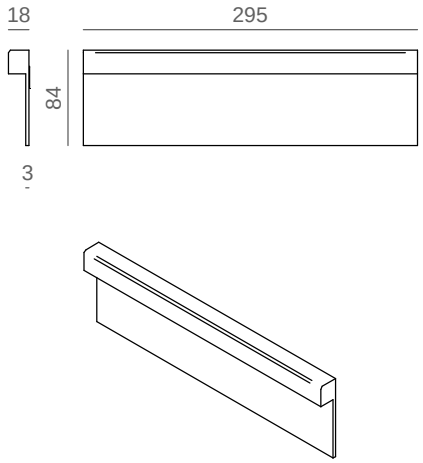

E

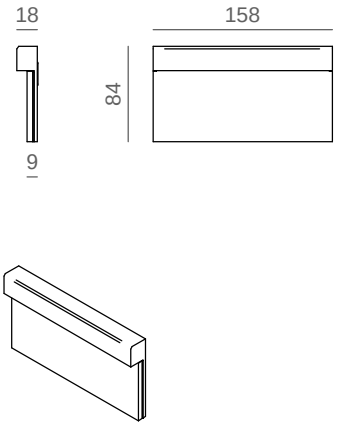

F

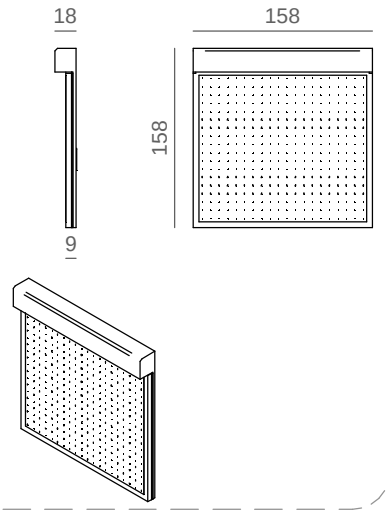

ACCESSORI INCLUSI / *INCLUDED ACCESSORIES*

G

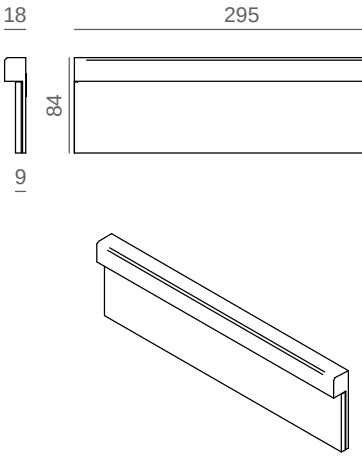

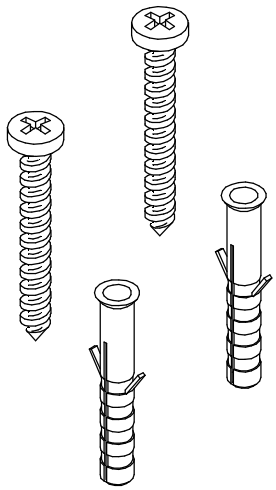

SERIE | *SERIES*: OPTIWALL, OPTIWALL PRO
BRAND: i-LED

CONNESSIONE IP | *IP CONNECTION*

PRE-INSTALLAZIONE / *PRE-INSTALLATION*

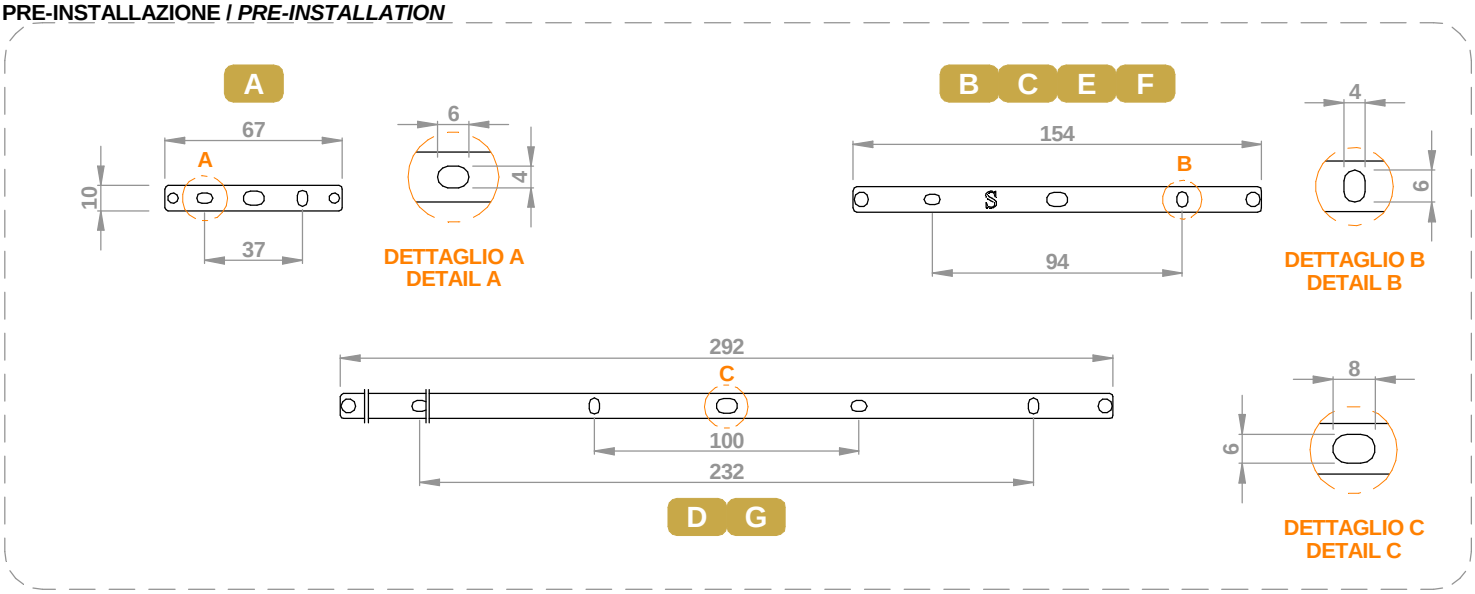

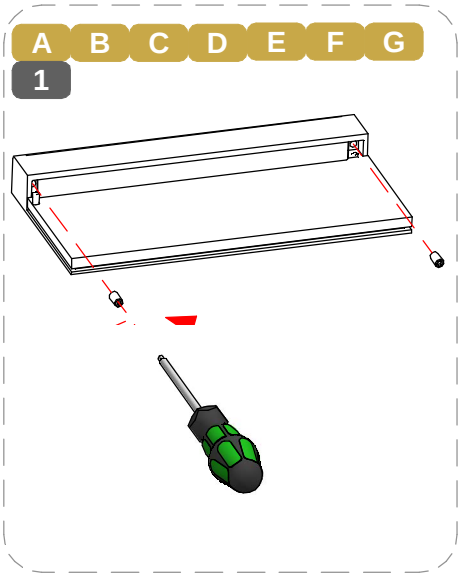

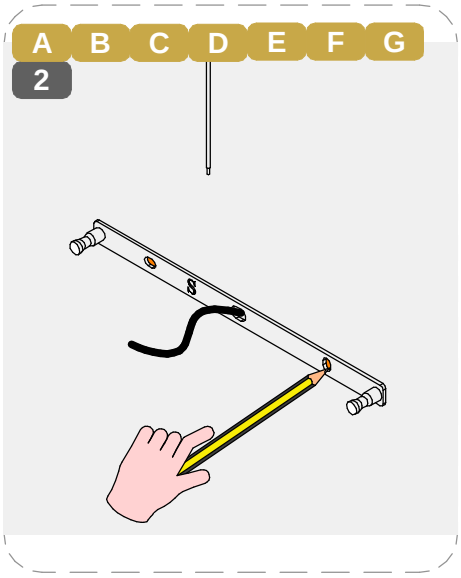

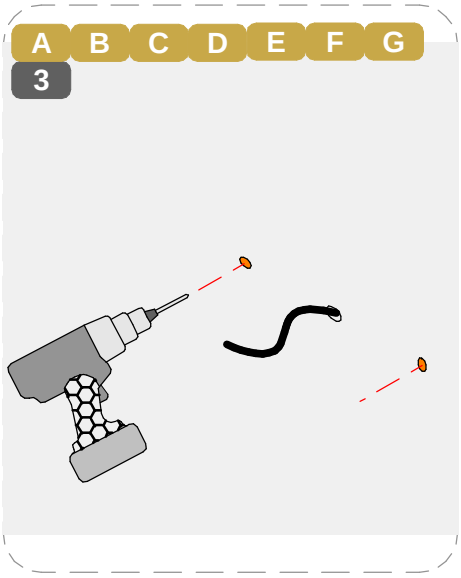

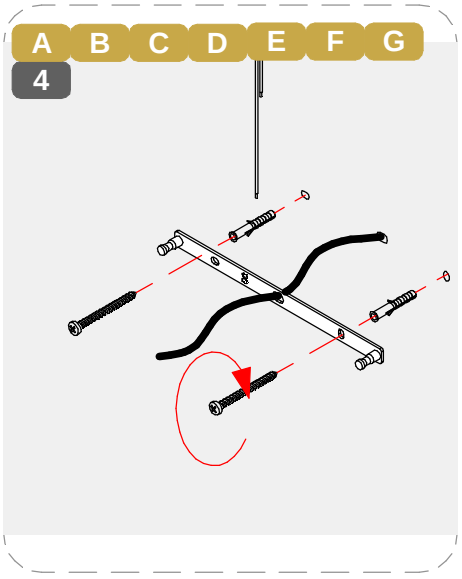

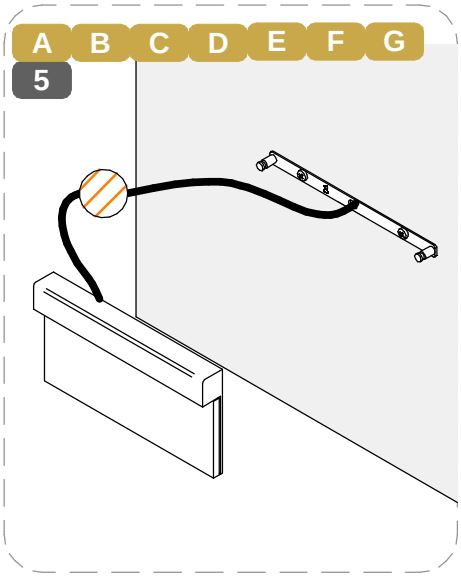

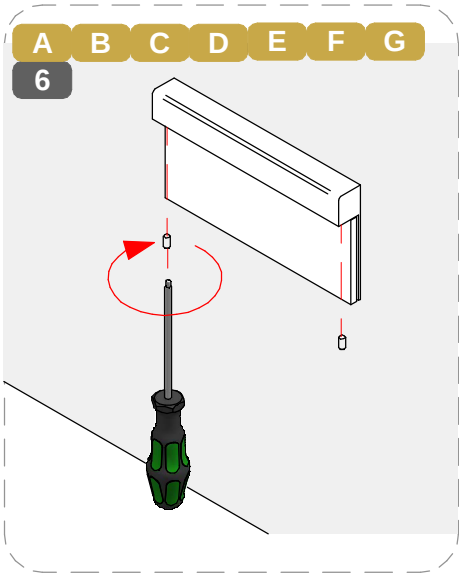

SERIE | *SERIES*: OPTIWALL, OPTIWALL PRO

BRAND: i-LED

MARRONE / BROWN = LINEA / *LINE*
AZZURRO / LIGHT BLUE = NEUTRO / *NEUTRAL*
GIALLO-VERDE / YELLOW-GREEN = TERRA / EARTH CPC | PE

CABLAGGIO / *WIRING*

1

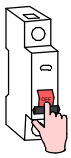

TUTTE LE OPERAZIONI DI COLLEGAMENTO ALLA RETE ELETTRICA DEVONO ESSERE CONDOTTE IN MANCANZA DI TENSIONE

ALL THE WIRING OPERATION MUST BE PERFORMED WITH MCB IN OFF POSITION

2



SE IL PRODOTTO E' DEFINITO IN CLASSE 1, IL CONDUTTORE DI MESSA A TERRA DI PROTEZIONE DEVE ESSERE SEMPRE COLLEGATO

IF THE FITTING IS CLASS 1 RATED, THE CPC | EARTH | PE CONDUCTOR MUST BE CONNECTED

3

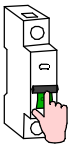

SE L'IMPIANTO E' STATO COMPLETATO ED E' IN SICUREZZA, PUO' ESSERE ALIMENTATO

WHEN THE CIRCUIT IS COMPLETED AND SAFE, MCB CAN BE SET IN ON POSITION



SE IL PRODOTTO E' DEFINITO IN CLASSE 3, IL CIRCUITO SECONDARIO A BASSA TENSIONE DEVE ESSERE COLLEGATO ALL'ALIMENTATORE PRIMA CHE QUESTO SIA SOTTO TENSIONE

IF THE FITTING IS CLASS 3 RATED, THE LOW VOLTAGE CIRCUIT MUST BE WIRED BEFORE THE POWER SUPPLY IS POWERED ON

SE IL CARICO VENISSE COLLEGATO AD ALIMENTATORE SOTTO TENSIONE, I PRODOTTI POTREBBERO DANNEGGIARSI, SUBENDO UN DANNO DA SOVRATENSIONE

IF THE LOAD IS WIRED TO AN ALREADY ON POWER SUPPLY, THE FITTINGS COULD BE DAMAGED BY VOLTAGE SURGE

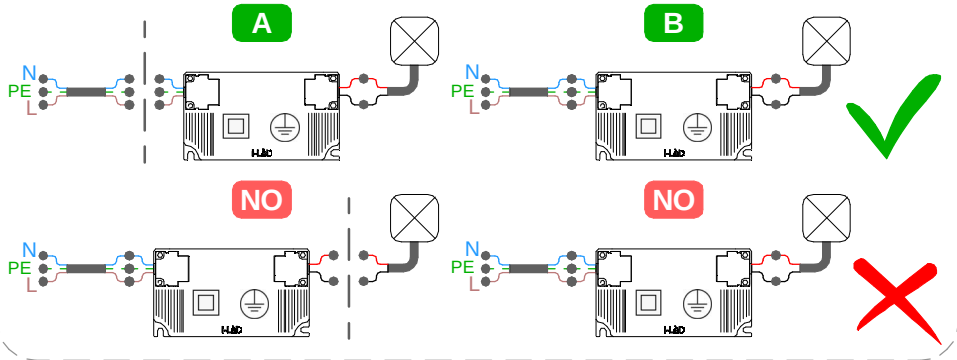

TIPO DI CONNESSIONE
TYPE OF CONNECTION

X: Se il cavo flessibile esterno di questo apparecchio è danneggiato, deve essere sostituito da un cavo speciale, disponibile esclusivamente presso il fabbricante, o il suo servizio di assistenza.
X: If the external flexible cable of this appliance is dameged, it must be replaced with a special cable, which is only avaible from the manufacturer or its service department.

Y: Se il cavo flessibile esterno di questo apparecchio è danneggiato, deve essere sostituito esclusivamente dal fabbricante, dal suo servizio di assistenza o da personale qualificato equivalente, al fine di evitare pericoli.
Y: If the external flexible cable of this appliance is dameged, it must only be replaced by the manufacturer, its service department or equivalent qualified personell in order to avoid danger.

Z: Il cavo flessibile esterno di questo apparecchio non può essere sostituito; se il cavo è danneggiato l'apparecchio deve essere distrutto.
Z: The external flexible cable fo this appliance cannot be replaced; if the cable is dameged, the appliance must be destroyed.

MCB

DRIVER SUGGERITI
SUGGESTED DRIVER

CODICE *CODE*	B10	B16	B20	C10	C16	C20
89488	30	49	61	51	82	102
89359	11	19	24	19	32	40
89179	31	34	42	35	56	70
99331	6	10	12	10	16	20
99332	6	10	12	10	16	20
83333	1	2	2	2	3	4

TENSIONE COSTANTE
MAX. DISTANZA TRA DRIVER ED ULTIMO PRODOTTO | SEZIONE CAVO
CONSTANT VOLTAGE
DRIVER TO LAST LIGHT FITTING MAX DISTANCE | WIRE SECTION

CODICE *CODE*	1mm²	1,5mm²	2,5mm²	N° MAX DEVICES
C01708	30	40	70	50
C01032				
76760	20	35	60	20
76764	20	35	60	10
76765				
76766				
76767				
76768				
76769				
76770				
76771				
77370				
77371				
77372				
77373				
77383	20	35	60	20
77384				
77385				
77386				
77387				
77388				
77389				
77390				

* Distanza massima dal driver all'ultimo articolo della linea a massimo carico.
Per lunghezze massime dei cavi effettive,fare riferimento a support@linealight.com
** Maximum distance between LED driver and last device at full load.*
For effective maximum cable lengths,please refer to support@linealight.com

Per ridurre il rischio di strangolamento, il cavo flessibile collegato all'aparecchio deve essere efficacemente fissato alla parete, se si trova all'interno del volume di accessibilità.
To reduce the risk of strangulation, the flexible cable connected to the device must be securely fixed to the wall if it is located within the accessible area.

SERIE | *SERIES*: OPTIWALL, OPTIWALL PRO

BRAND: i-LèD

MARRONE / BROWN = LINEA / *LINE*
AZZURRO / LIGHT BLUE = NEUTRO / *NEUTRAL*
GIALLO-VERDE / YELLOW-GREEN = TERRA / EARTH CPC | PE

CABLAGGIO IN PARALLELO | TENSIONE COSTANTE
PARALLEL WIRING | CONSTANT VOLTAGE

CV

N° MAX
DEVICES

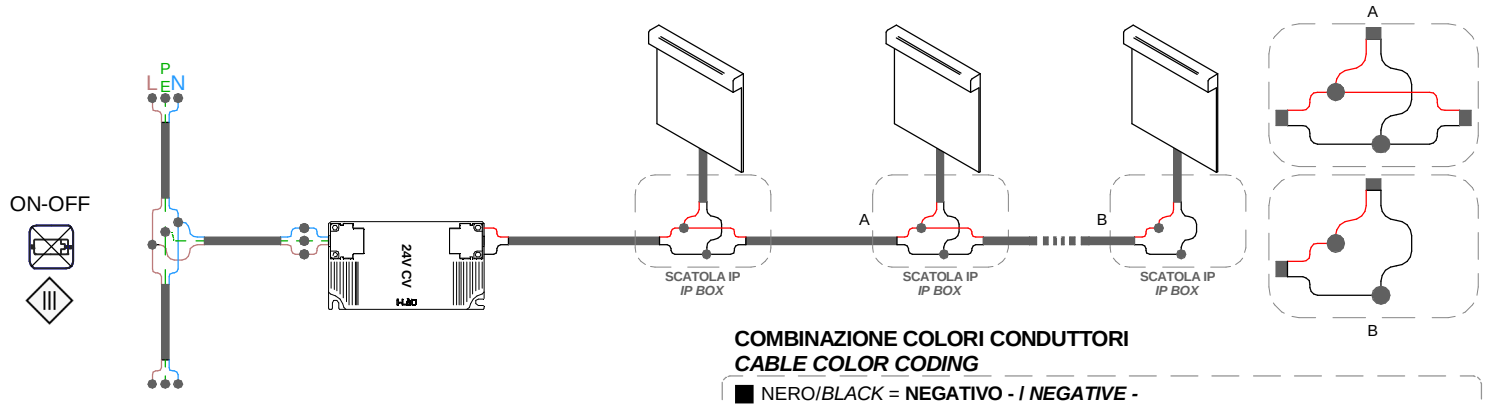

COMBINAZIONE COLORI CONDUTTORI
CABLE COLOR CODING

NERO/*BLACK* = **NEGATIVO - / *NEGATIVE* -**
ROSSO/*RED* = **POSITIVO + / *POSITIVE* +**

CABLAGGIO IN PARALLELO | TENSIONE COSTANTE
PARALLEL WIRING | CONSTANT VOLTAGE

CV

N° MAX
DEVICES

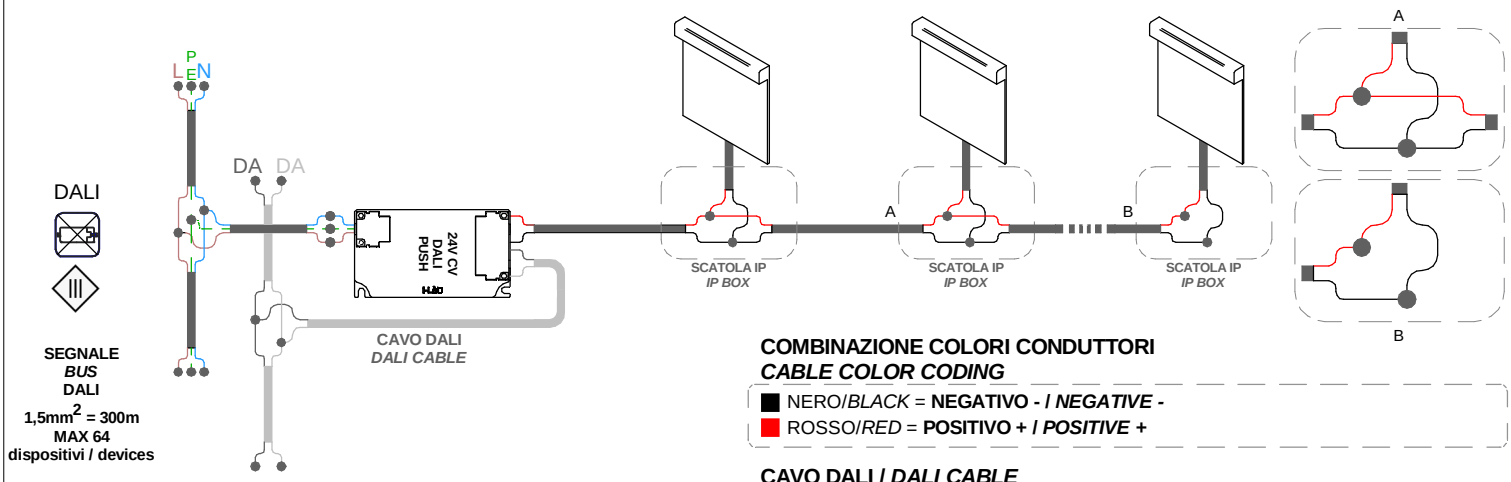

COMBINAZIONE COLORI CONDUTTORI
CABLE COLOR CODING

NERO/*BLACK* = **NEGATIVO - / *NEGATIVE* -**
ROSSO/*RED* = **POSITIVO + / *POSITIVE* +**

CAVO DALI / *DALI CABLE*

DALI
NERO / *BLACK* = **DALI 1**
BIANCO / *WHITE* = **DALI 2**

CABLAGGIO IN PARALLELO | TENSIONE COSTANTE
PARALLEL WIRING | CONSTANT VOLTAGE

CV

N° MAX
DEVICES

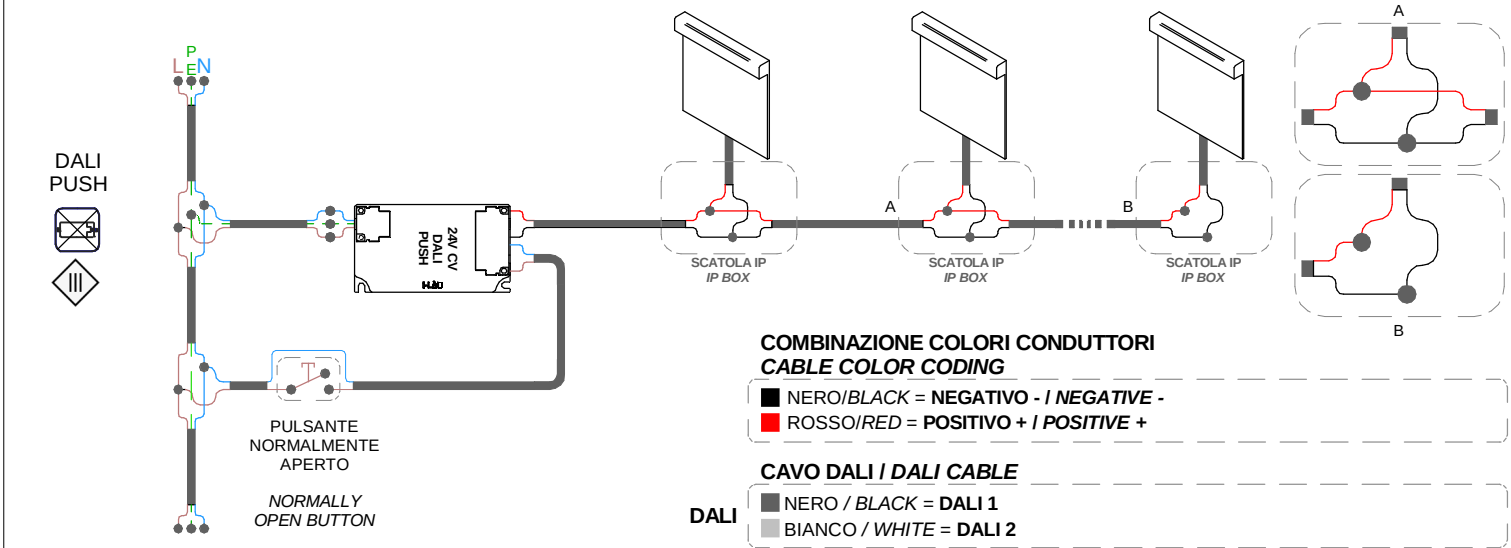

COMBINAZIONE COLORI CONDUTTORI
CABLE COLOR CODING

NERO/*BLACK* = **NEGATIVO - / *NEGATIVE* -**
ROSSO/*RED* = **POSITIVO + / *POSITIVE* +**

CAVO DALI / *DALI CABLE*

DALI
NERO / *BLACK* = **DALI 1**
BIANCO / *WHITE* = **DALI 2**