SERIE | *SERIES*: ENVELOPE_W

BRAND: i-LED

CE IP 65

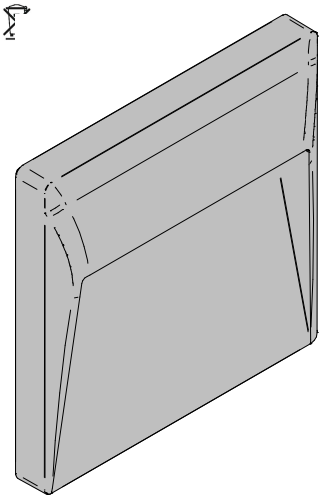

8W AC A

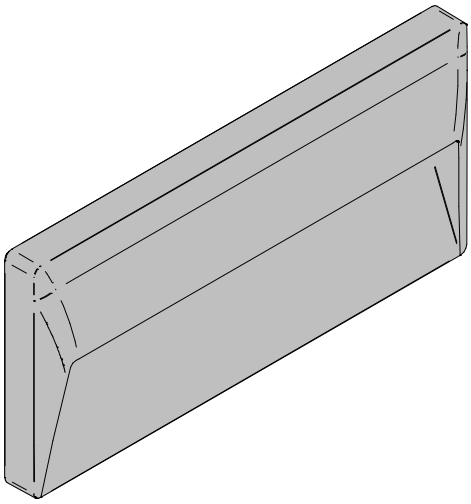

12W-18W AC B

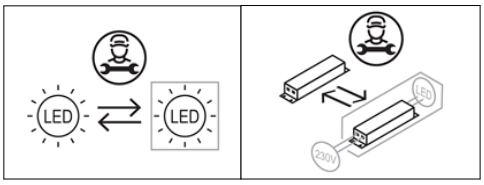

Installazione / Manutenzione

L'articolo dovrà essere installato da personale qualificato, **seguendo le normative d'installazione vigenti del paese di appartenenza**;
In caso di malfunzionamento o necessità di manutenzione dell'articolo contattare il servizio clienti Linea Light tramite la seguente mail: **support@linealight.com**.

SONO SEVERAMENTE VIETATE LE OPERAZIONI DI INSTALLAZIONE E MANUTENZIONE DELL'ARTICOLO MENTRE QUEST ULTIMO È IN FUNZIONE; !!! ATTENZIONE !!! DUARANTE IL FUNZIONAMENTO ALCUNE PARTI DELL'APPARECCHIO POSSONO RAGGIUNGERE TEMPERATURE ELEVATE.

Installation / Maintenance

The article must be installed by qualified personnel, ***following the installation regulations in force in your country;***
In the event of malfunction or need for maintenance of the article, contact Linea Light customer service via the following e-mail: ***support@linealight.com*****.**

IT IS STRICTLY FORBIDDEN TO INSTALL AND MAINTAIN THE ARTICLE WHILE IT IS IN OPERATION; !!! WARNING !!! DURING OPERATION, CERTAIN PARTS OF THE APPLIANCE MAY REACH HIGH TEMPERATURES.

LINEA LIGHT declines any kind of responsibility *if the instructions provided in the following instruction manual and in the main manual present in the article's packaging are not followed.*

UTILIZZO CONFORME:

L'apparecchio è garantito esclusivamente se l'articolo in questione sia stato installato seguendo le istruzioni riportate in questo manuale di istruzioni e da quello generale presenti all'interno dell'imballo e scaricabili dal sito: **www.linealight.com**; **In caso di mancata osservazione delle precedenti avvertenze, l'azienda LINEA LIGHT declinerà ogni tipologia di responsabilità.**
Un utilizzo scorretto dell'articolo può influire nella durata utile della lampada e/o potrebbe causarne un guasto precoce.
Evitare la pulizia dell'apparecchio utilizzando agenti chimici aggressivi, è sufficiente passare l'articolo con uno straccio inumidito con acqua.
Per ulteriori avvertenze e/o spiegazioni di eventuali simboli si prega di visionare il foglio istruzioni generale.

CONSERVARE LE PRESENTI ISTRUZIONI PER FUTURI LAVORI DI INSTALLAZIONE/MANUTENZIONE.

COMPLIANT USE:

The luminaire is only guaranteed if the article in question has been installed in accordance with the instructions given in this instruction manual and the general manual found inside the packaging and downloadable from: ***www.linealight.com****;* **In the event of failure to comply with the above warnings, LINEA LIGHT declines all liability.**
Incorrect use of the article may affect the service life of the lamp and/or cause it to fail prematurely.
Avoid cleaning the fixture using harsh chemicals, simply wipe the item with a cloth dampened with water.
For further warnings and/or explanations of possible symbols please refer to the general instruction sheet.

KEEP THESE INSTRUCTIONS FOR FUTURE INSTALLATION/MAINTENANCE WORK.

(ITA) *- I prodotti devono essere installati tassativamente con alimentazioni, cablaggi e accessori originali del Gruppo Linea Light, o eventualmente approvati dall'azienda. L'utilizzo di accessori non originali, o non approvati, determina il decadimento di ogni garanzia sul prodotto.* **(ENG)** *- All power supply, wiring and accessories used for product installation shall be original Linea Light Group parts or approved by the company. The warranty will become void if non original or non approved parts are used.* **(FRA)** *- Les produits doivent impérativement être installés avec des alimentations, des câblages et des accessoires Linea Light Group, ou qui ont été approuvés par l'entreprise. L'utilisation d'accessoires non d'origine, ou non approuvés, entraîne la déchéance de toute garantie sur le produit.* **(ESP)** *- Los productos se han de instalar obligatoriamente con alimentaciones, cableados y accesorios originales de Linea Light Group o, de otra forma, deben ser aprobados por la empresa misma. El uso de accesorios no originales, o no aprobados, anula todas las garantías del producto.* **(GER)** *Die Produkte müssen obligatorisch mit Originalstromversorgung, Originalkabeln und Originalzubehör der Linea Light Group oder mit Teilen, die von der Linea Light Group ausdrücklich empfohlen sind, installiert werden. Die Verwendung von nicht originalem oder nicht vom Hersteller empfohlenem Zubehör führt zu einem sofortigen Verfall vom Garantieanspruch für das Produkt.*

SERIE | *SERIES*: ENVELOPE_W

BRAND: i-LED

MODELLI / MODELS

CODE	Dimensions (LxWxH / Ø x H mm)	POWER (W)	CLASS II		WEIGHT (Kg)	CLASS	IP	CRI	Energy class light source Temperature color LED (°K)			No. light source
			INPUT (V)	FREQUENCY (Hz)					2700	3000	4000	
81343	170x168x29	8W AC	220-240 V AC	50/60	0,85	II	65	80	D	D	D	3
81291									D	D	D	
81290									D	D	D	
81292									D	D	D	
81344	270x125x29	12W AC			1,00				D	D	D	6
81294									D	D	D	
81293									D	D	D	
81295									D	D	D	
81512		18 W AC							D	D	D	
81510									D	D	D	
81509									D	D	D	
81511									D	D	D	

Ta -20°C ÷ +50°C

ACCESSORI INCLUSI | *INCLUDED ACCESSORIES*

A. VITERIA x 2
A. SCREWS x 2

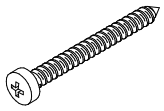

B. TASSELLI x 2
B. ANCHOR x 2

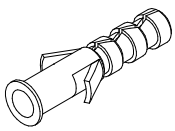

ACCESSORI NON INCLUSI | *NOT INCLUDED ACCESSORIES*

99744
CONTROCASSA 8W
OUTERCASING 8W

A

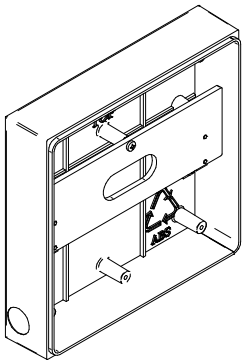

99745
CONTROCASSA 12W
OUTERCASING 12W

B

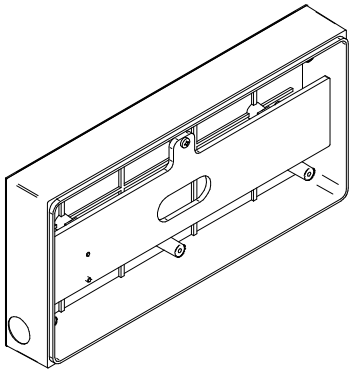

DIMENSIONI | DIMENSIONS | **INSTALLAZIONE A SUPERFICE CON STAFFA | *SURFACE MOUNTED WITH BRACKET***

8W AC

A

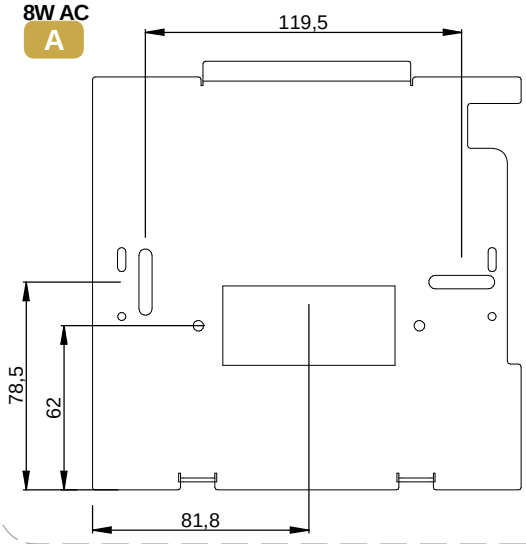

12W- 18W AC

B

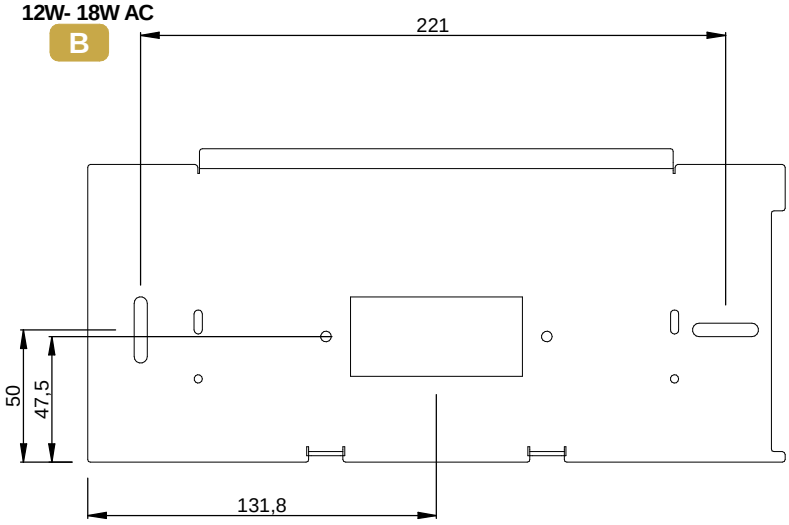

SERIE | *SERIES*: ENVELOPE_W
BRAND: i-LED

1.A
A
B

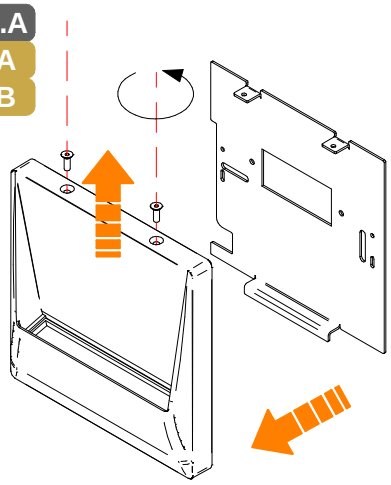

2.A
A
B

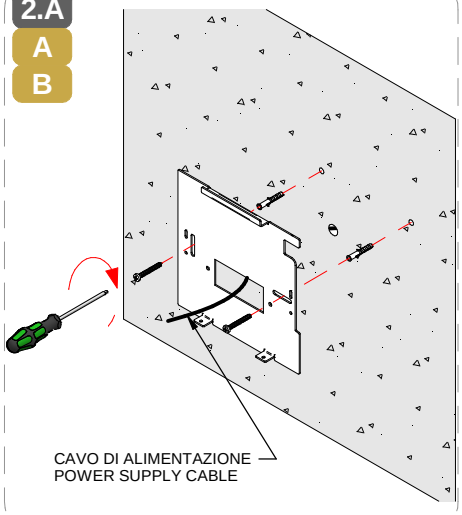

3.A
A
B

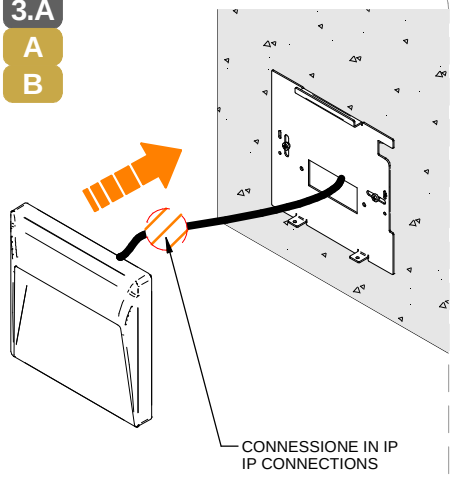

4.A
A
B

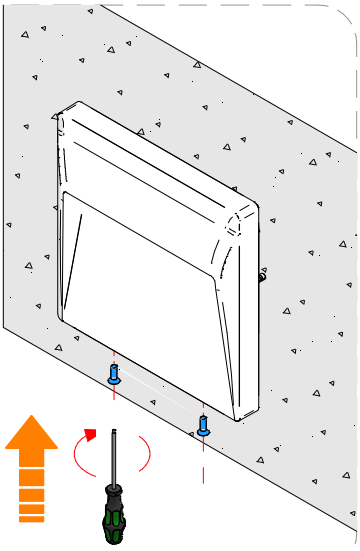

DIMENSIONI | DIMENSIONS | **INSTALLAZIONE CON CONTROCASSA | *RECESSED MOUNTED WITH OUTERCASING***

99744
CONTROCASSA 8W
OUTERCASING 8W
A

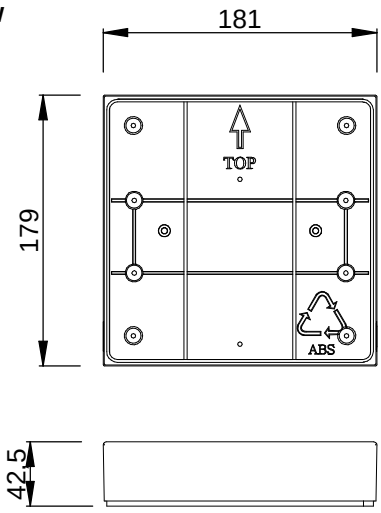

99745
CONTROCASSA 12W
OUTERCASING 12W
B

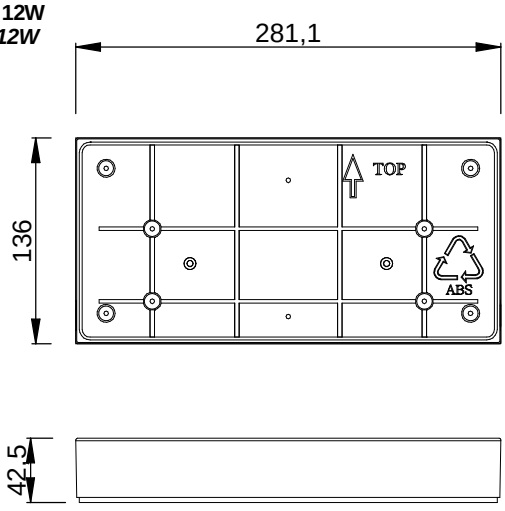

SERIE | *SERIES*: ENVELOPE_W

BRAND: i-LED

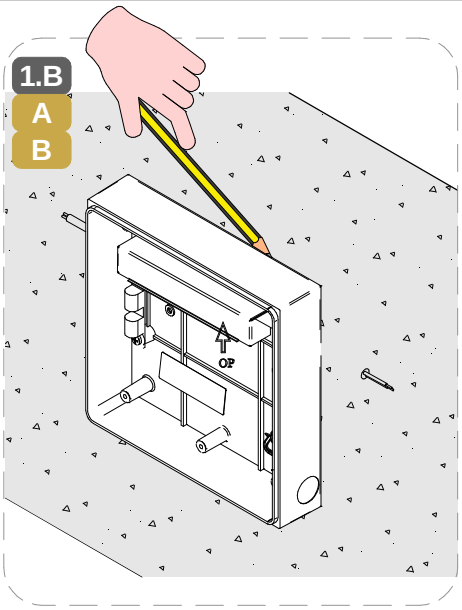

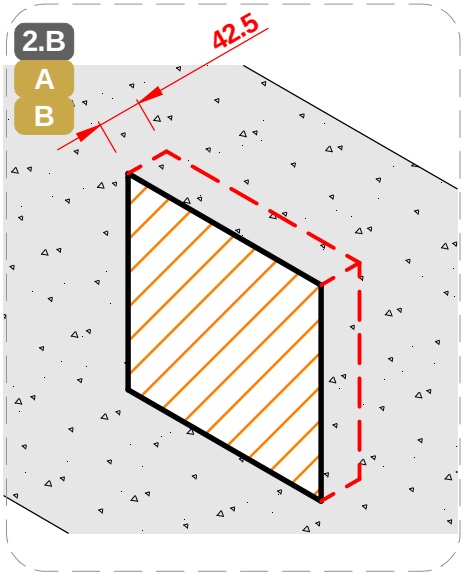

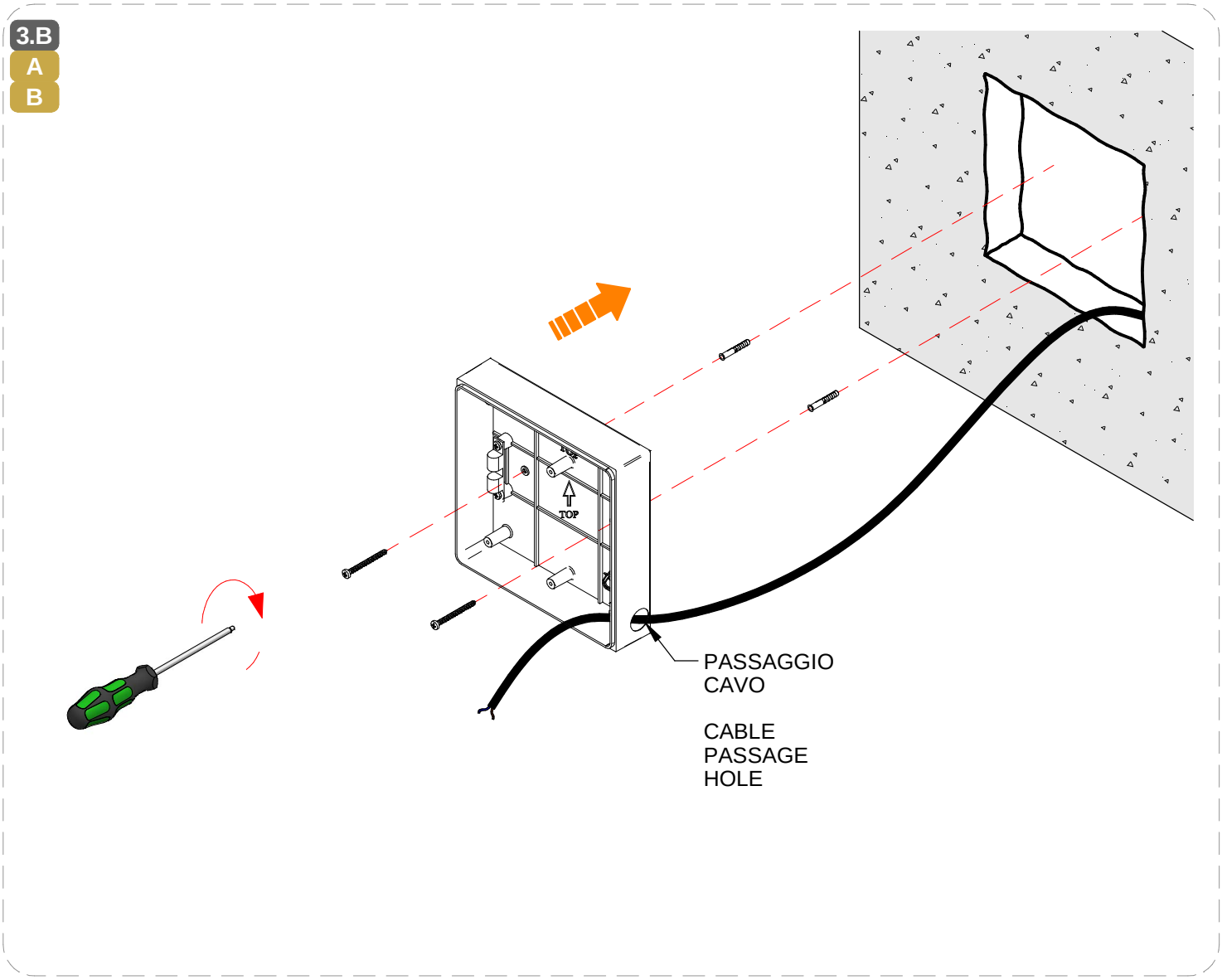

SERIE | *SERIES*: ENVELOPE_W
BRAND: i-LED

4.B A B

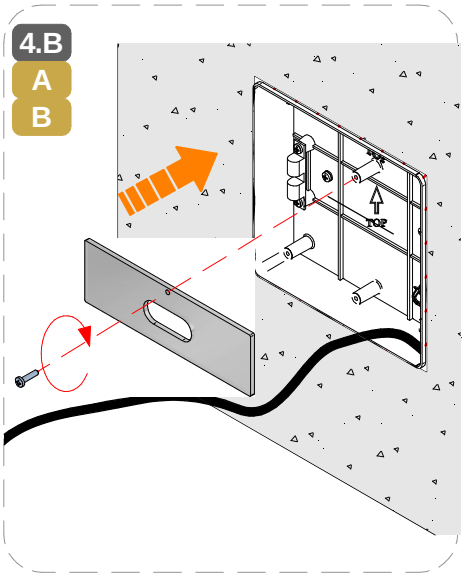

5.B A B

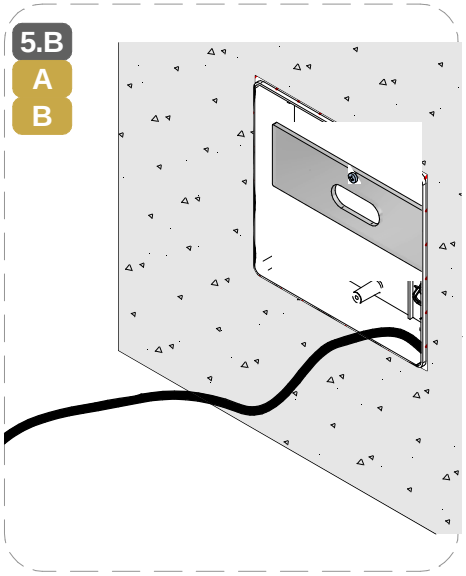

6.B A B

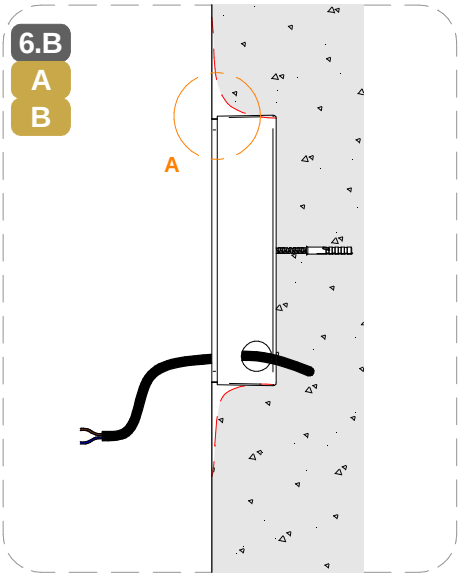

7.B A B

RIEMPIRE I VUOTI E RASARE
FILL THE GAP USING THINSET

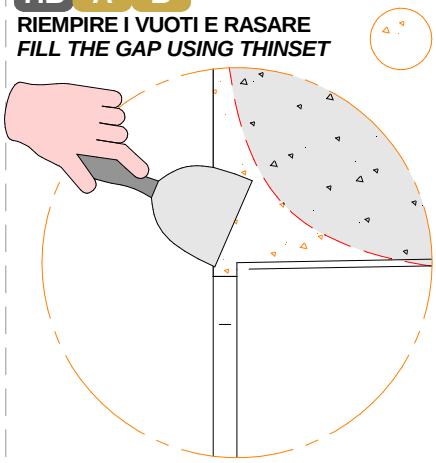

DETTAGLIO A
DETAIL A

8.B A B

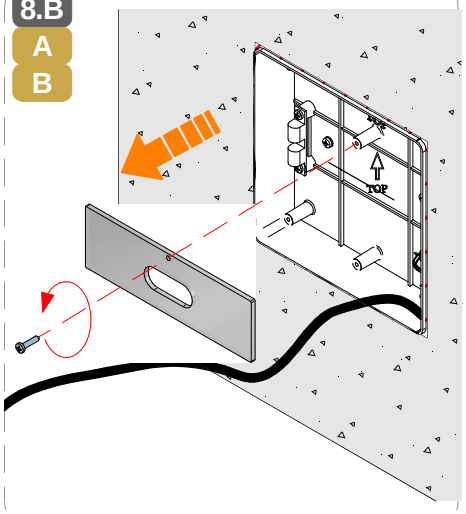

SERIE | *SERIES*: ENVELOPE_W
BRAND: i-LED

9.B
A
B

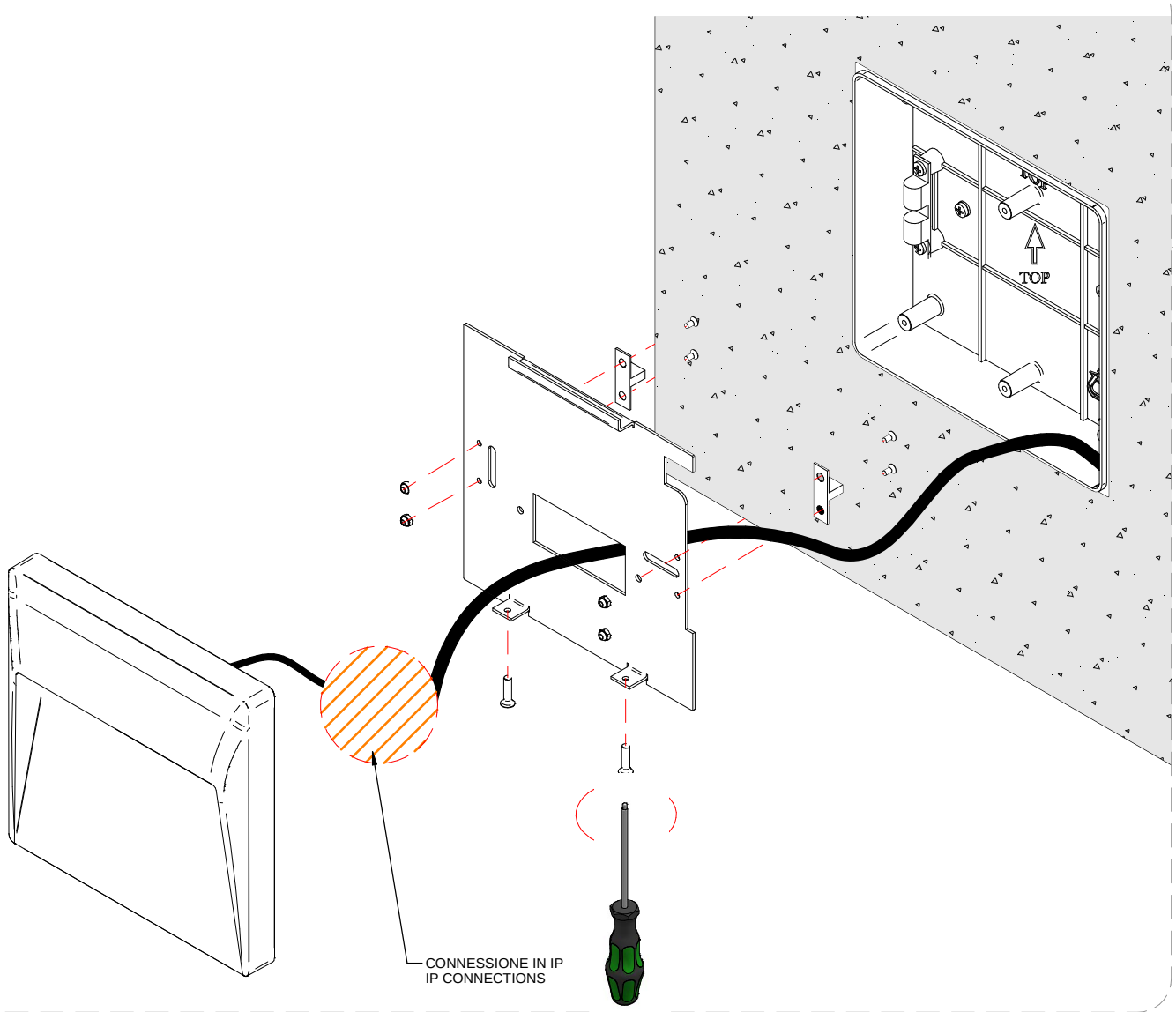

10.B
A
B

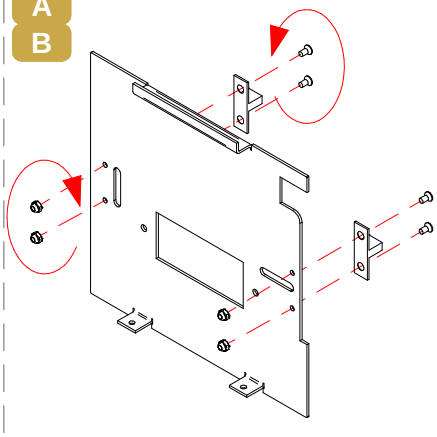

11.B
A
B

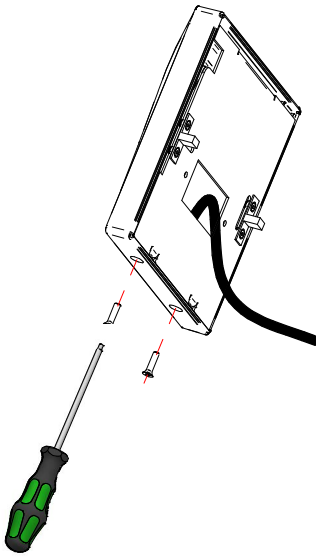

12.B
A
B



SERIE | *SERIES*: ENVELOPE_W

BRAND: i-LED

DISINSTALLAZIONE CON CONTROCASSA | *RECESSED MOUNTED WITH OUTERCASIN REMOVE*

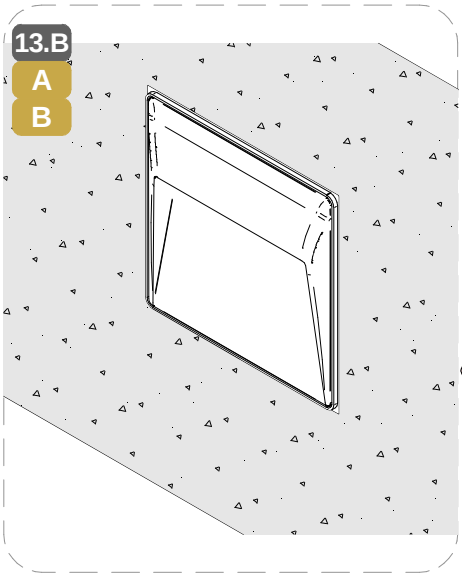

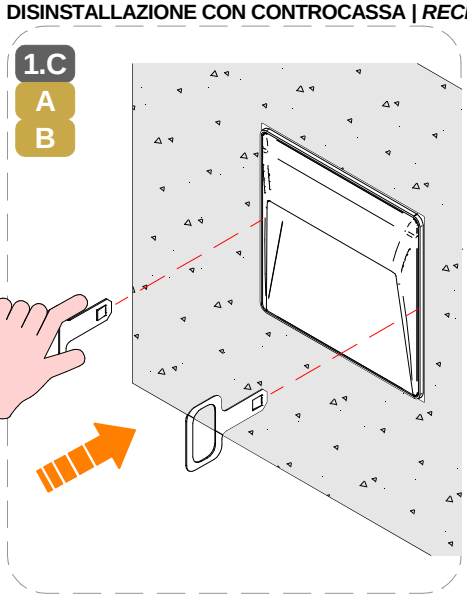

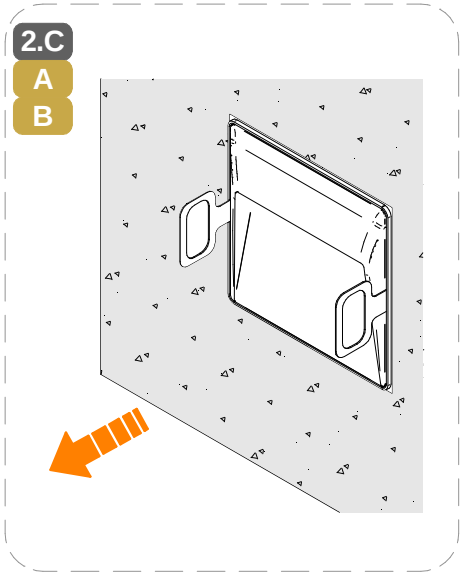

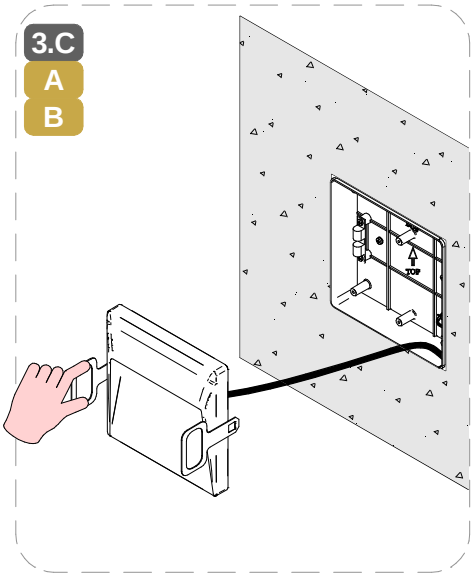

SERIE | *SERIES*: ENVELOPE_W

BRAND: i-LED

MARRONE / BROWN = LINEA / *LINE*
AZZURRO / LIGHT BLUE = NEUTRO / *NEUTRAL*
GIALLO-VERDE / YELLOW-GREEN = TERRA / EARTH CPC | PE

CABLAGGIO / *WIRING*

1

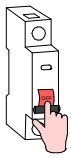

TUTTE LE OPERAZIONI DI COLLEGAMENTO ALLA RETE ELETTRICA DEVONO ESSERE CONDOTTE IN MANCANZA DI TENSIONE

ALL THE WIRING OPERATION MUST BE PERFORMED WITH MCB IN OFF POSITION

2



SE IL PRODOTTO E' DEFINITO IN CLASSE 1, IL CONDUTTORE DI MESSA A TERRA DI PROTEZIONE DEVE ESSERE SEMPRE COLLEGATO

IF THE FITTING IS CLASS 1 RATED, THE CPC | EARTH | PE CONDUCTOR MUST BE CONNECTED

3

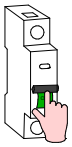

SE L'IMPIANTO E' STATO COMPLETATO ED E' IN SICUREZZA, PUO' ESSERE ALIMENTATO

WHEN THE CIRCUIT IS COMPLETED AND SAFE, MCB CAN BE SET IN ON POSITION



SI PREGA SEGUIRE LE BUONE PRATICHE DI DIMENSIONAMENTO E SEZIONAMENTO DELL'IMPIANTO ELETTRICO, TENENDO PRESENTE: LE CARATTERISTICHE DELL' INTERRUTTORE DIFFERENZIALE ED IL NUMERO DI ARTICOLI COLLEGATI ALLA LINEA ELETTRICA; QUESTO PER AGEVOLARE L'IDENFICAZIONE DI EVENTUALI ANOMALIE SULLA LINEA ELETTRICA

PLEASE FOLLOW THE BEST PRACTICES IN ELECTRICAL SYSTEM DESIGN, PAING ATTENTION TO THE RCCB SWITCH CHARACTERISTICSAND THE NUMBER OF FITTINGS CONNECTED TO THE ELETRICAL LINE; THIS HELPS TO INDETIFY POSSIBLE ANOMALIES ON THE ELETRICAL LINE

MCB N° MX *DEVICES*

N° DI PRODOTTI PER MAGNETORTERMICO

N° OF LIGHT FITTINGS PER MCB

CODICE *CODE*	B10	B16	B20	C10	C16	C20
81343	24	38	48	32	51	64
81291	24	38	48	32	51	64
81290	24	38	48	32	51	64
81292	24	38	48	32	51	64
81344	24	38	48	32	51	64
81294	24	38	48	32	51	64
81293	24	38	48	32	51	64
81295	24	38	48	32	51	64
81512	24	38	48	32	51	64
81510	24	38	48	32	51	64
81509	24	38	48	32	51	64
81511	24	38	48	32	51	64

CABLAGGIO IN PARALLELO | *PARALLEL WIRING*

TENSIONE DI RETE | *MAINS VOLTAGE*

AC

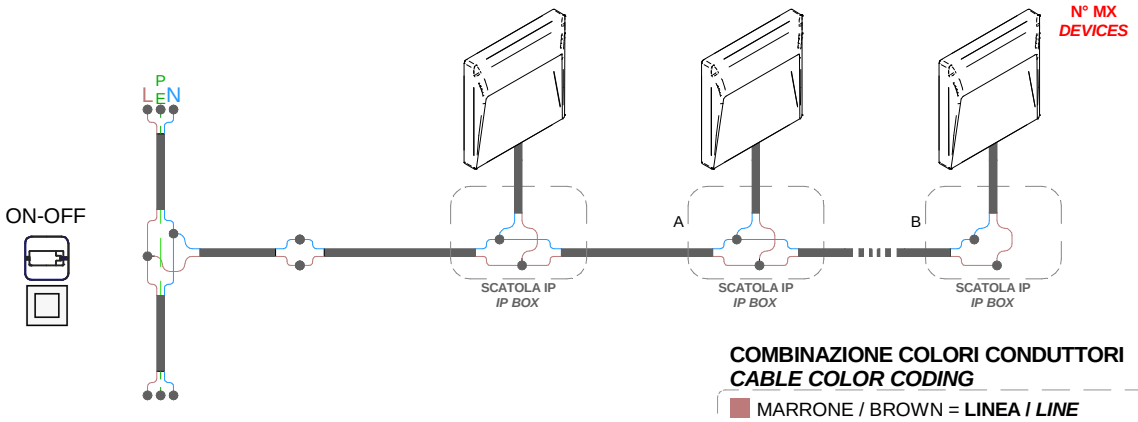

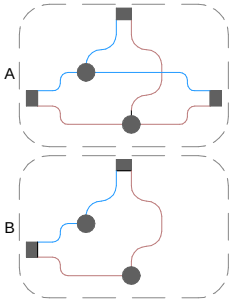

COMBINAZIONE COLORI CONDUTTORI

CABLE COLOR CODING

MARRONE / BROWN = **LINEA / *LINE***

AZZURRO / LIGHT BLUE = **NEUTRO / *NEUTRAL***