**SERIE | *SERIES*: BUZZER_Q**

**BRAND: i-LèD**

IP65

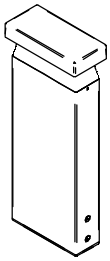

**C01263**
**C01264**

**A**

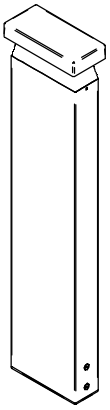

**C01343**
**C01344**

**B**



**C01345**
**C01346**

**C**

**OTTICA / *OPTIC***
**RD | 360°**



**OTTICA / *OPTIC***
**SR | 180°**



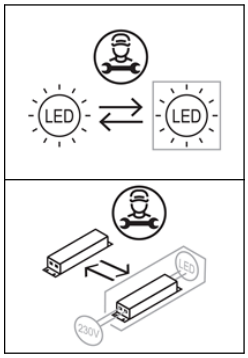


**CODICI / *CODES***

| CODE | Dimensions [mm] | Voltage [V] | Power AC [W] | Weight [Kg] | Safety Class | IP | CRI | CCT [K°] - Energy Class 2200 | 2700 | 3000 | 4000 | Emission Type | N° Light Source | Conn. Type |
|---|---|---|---|---|---|---|---|---|---|---|---|---|---|---|
| **C01263** | 400x164x76 | 220-240 | 18 | 2 | **2** | 65 | 80 | E | E | E | E | 360° | 2 | Y |
| **C01264** | 700x164x76 | 220-240 | 9 | 2 | **2** | 65 | 80 | E | E | E | E | 180° | 2 | Y |
| **C01343** | 900x164x76 | 220-240 | 18 | 2,7 | **2** | 65 | 80 | E | E | E | E | 360° | 2 | Y |
| **C01344** | 400x164x76 | 220-240 | 9 | 2,7 | **2** | 65 | 80 | E | E | E | E | 180° | 2 | Y |
| **C01345** | 700x164x76 | 220-240 | 18 | 3,2 | **2** | 65 | 80 | E | E | E | E | 360° | 2 | Y |
| **C01346** | 900x164x76 | 220-240 | 9 | 3,2 | **2** | 65 | 80 | E | E | E | E | 180° | 2 | Y |

**ACCESSORI NON INCLUSI / *NOT INCLUDED ACCESSORIES***

**ASSICURARSI CHE LA CONTROCASSA OD IL PRODOTTO SIANO POSIZIONATI SU UNA SUPEFICE PIANA**
***MAKE SURE THE OUTER CASING OR THE LIGHT FITTING ARE PLACED ON A FLAT SURFACE***

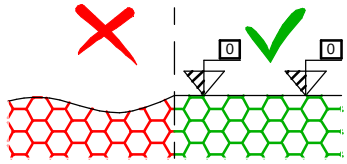

**TASSELLI / *ANCHORS***
**VITI / *SCREWS***

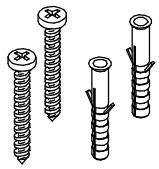

**TIRAFONDI / *TIE RODS***

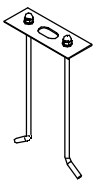

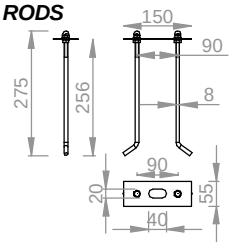


**W-F900004**

**DIMENSIONI / *DIMENSIONS***

**A**

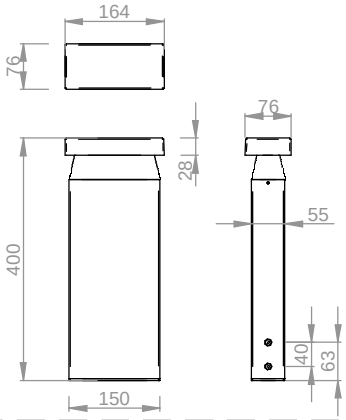


**B**

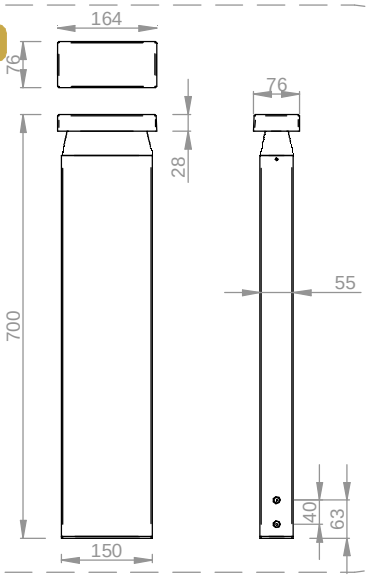


**C**

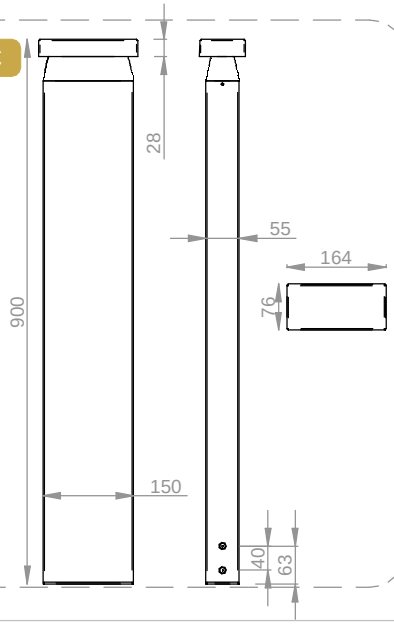

**SERIE | *SERIES*: BUZZER_Q**

**BRAND: i-LèD**

**PRE-INSTALLAZIONE / *PRE-INSTALLATION***

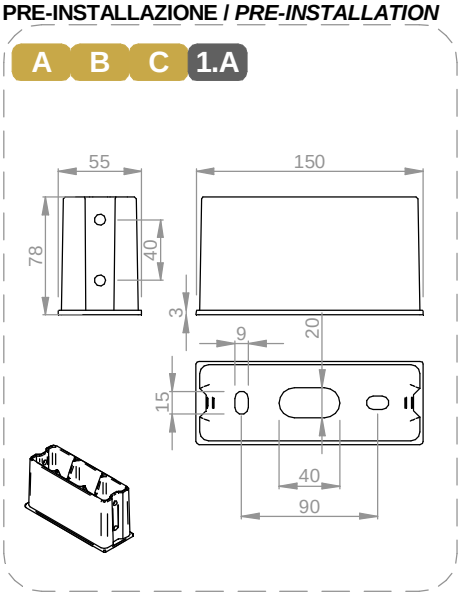


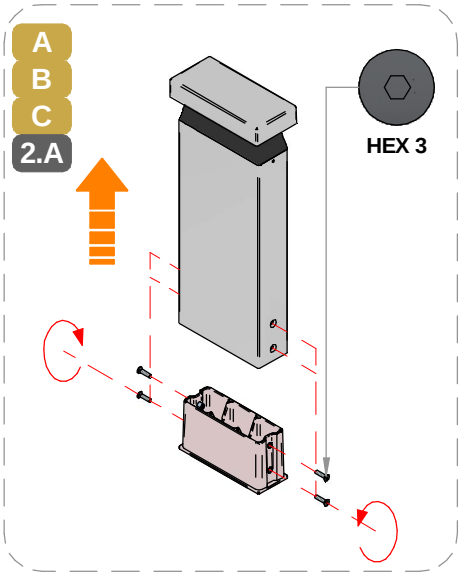


**INSTALLAZIONE / *INSTALLATION***

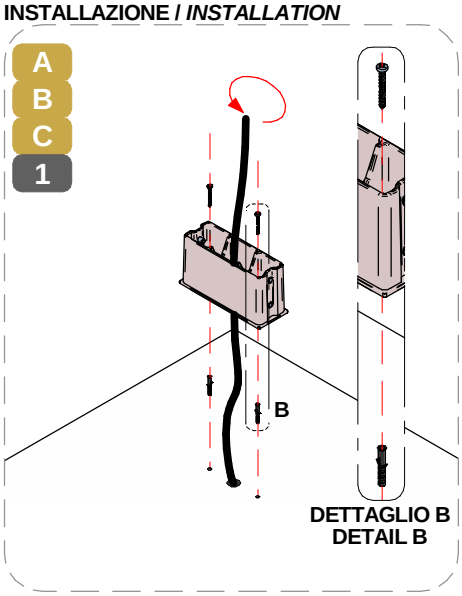


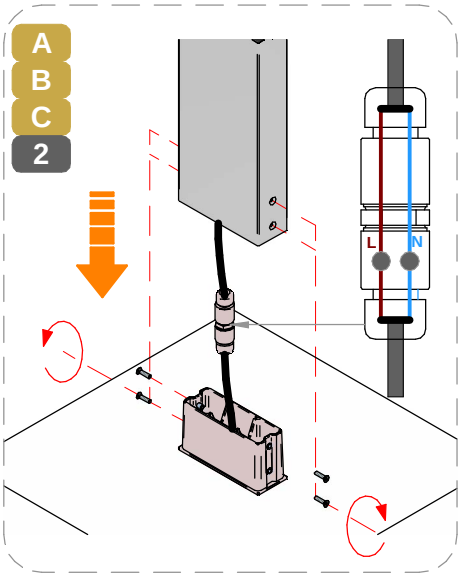


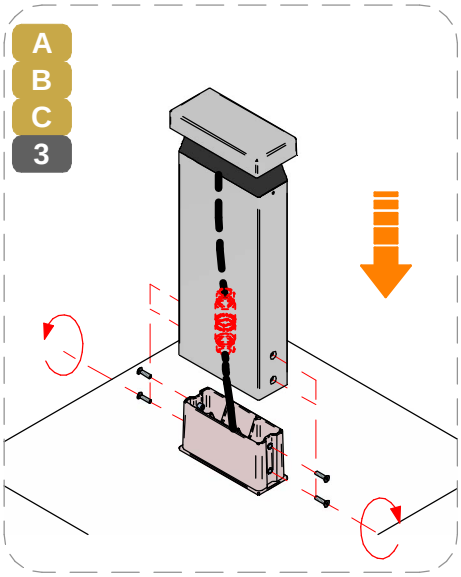


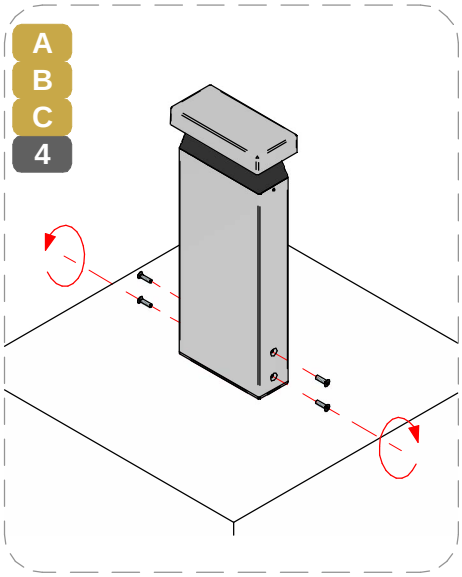


**INSTALLAZIONE CON TIRAFONDI W-F900004 / *TIE RODS INSTALLATION* W-F900004**

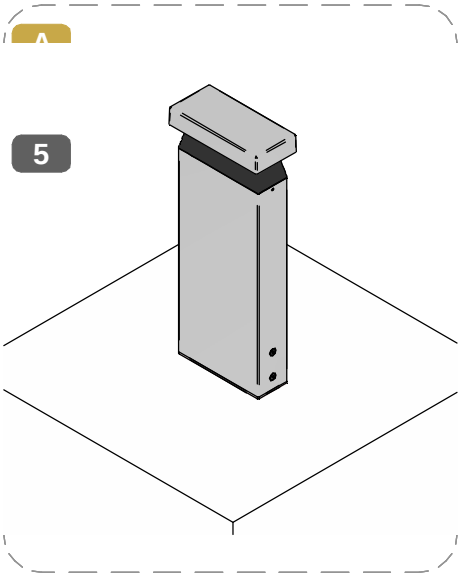


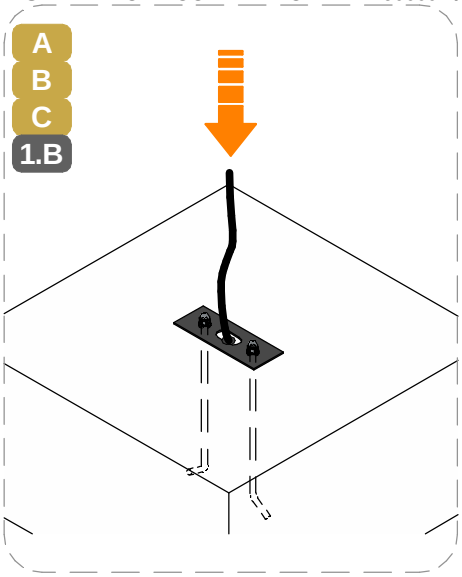


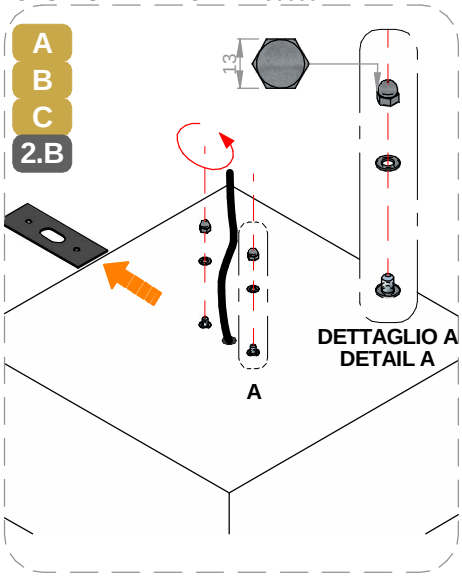

**SERIE | *SERIES*: BUZZER_Q**

**BRAND: i-LèD**

MARRONE / BROWN = LINEA / *LINE*
AZZURRO / LIGHT BLUE = NEUTRO / *NEUTRAL*
GIALLO-VERDE / YELLOW-GREEN = TERRA / EARTH CPC | PE

A
B
C
3.B

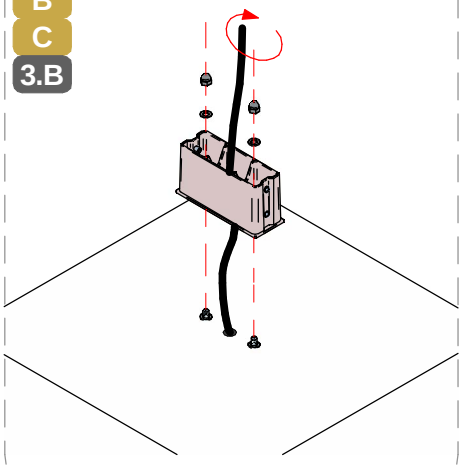

A
B
C
4.B

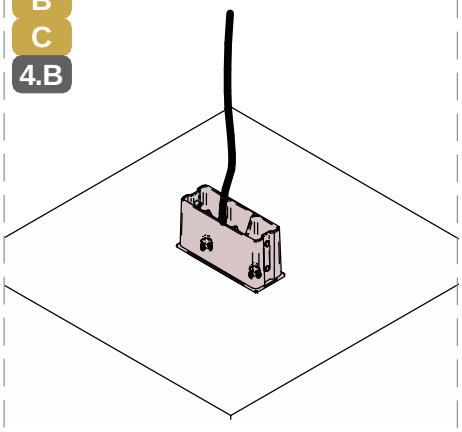


**SEGUIRE DAL PUNTO 2 PAG. 2**
***FOLLOW FROM POINT 2 PAG. 2***


## CABLAGGIO / *WIRING*

**1**

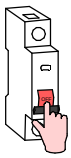

**TUTTE LE OPERAZIONI DI COLLEGAMENTO ALLA RETE ELETTRICA DEVONO ESSERE CONDOTTE IN MANCANZA DI TENSIONE**

***ALL THE WIRING OPERATION MUST BE PERFORMED WITH MCB IN OFF POSITION***

**2**



**SE IL PRODOTTO E' DEFINITO IN CLASSE 1, IL CONDUTTORE DI MESSA A TERRA DI PROTEZIONE DEVE ESSERE SEMPRE COLLEGATO**

***IF THE FITTING IS CLASS 1 RATED, THE CPC | EARTH | PE CONDUCTOR MUST BE CONNECTED***

**3**

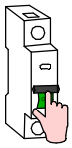

**SE L'IMPIANTO E' STATO COMPLETATO ED E' IN SICUREZZA, PUO' ESSERE ALIMENTATO**

***WHEN THE CIRCUIT IS COMPLETED AND SAFE, MCB CAN BE SET IN ON POSITION***

**SI PREGA SEGUIRE LE BUONE PRATICHE DI DIMENSIONAMENTO E SEZIONAMENTO DELL'IMPIANTO ELETTRICO, TENENDO PRESENTE: LE CARATTERISTICHE DELL' INTERRUTTORE DIFFERENZIALE ED IL NUMERO DI ARTICOLI COLLEGATI ALLA LINEA ELETTRICA; QUESTO PER AGEVOLARE L'IDENFICAZIONE DI EVENTUALI ANOMALIE SULLA LINEA ELETTRICA**

***PLEASE FOLLOW THE BEST PRACTICES IN ELECTRICAL SYSTEM DESIGN, PAING ATTENTION TO THE RCCB SWITCH CHARACTERISTICSAND THE NUMBER OF FITTINGS CONNECTED TO THE ELETRICAL LINE; THIS HELPS TO INDETIFY POSSIBLE ANOMALIES ON THE ELETRICAL LINE***

**MCB**

**N° DI PRODOTTI PER MAGNETORTERMICO**
***N° OF LIGHT FITTINGS PER MCB***

| B10 | B16 | B20 | C10 | C16 | C20 |
|---|---|---|---|---|---|
| 46 | 78 | 98 | 57 | 91 | 114 |

**Per ridurre il rischio di strangolamento, il cavo flessibile collegato all'aparecchio deve essere efficacemente fissato alla parete, se si trova all'interno del volume di accessibilità.**
***To reduce the risk of strangulation, the flexible cable connected to the device must be securely fixed to the wall if it is located within the accessible area.***

## TIPO DI CONNESSIONE
## *TYPE OF CONNECTION*

**X: Se il cavo flessibile esterno di questo apparecchio è danneggiato, deve essere sostituito da un cavo speciale, disponibile esclusivamente presso il fabbricante, o il suo servizio di assistenza.**
***X: If the external flexible cable of this appliance is dameged, it must be replaced with a special cable, which is only avaible from the manufacturer or its service department.***

**Y: Se il cavo flessibile esterno di questo apparecchio è danneggiato, deve essere sostituito esclusivamente dal fabbricante, dal suo servizio di assistenza o da personale qualificato equivalente, al fine di evitare pericoli.**
***Y: If the external flexible cable of this appliance is dameged, it must only be replaced by the manufacturer, its service department or equivalent qualified personell in order to avoid danger.***

**Z: Il cavo flessibile esterno di questo apparecchio non può essere sostituito; se il cavo è danneggiato l'apparecchio deve essere distrutto.**
***Z: The external flexible cable fo this appliance cannot be replaced; if the cable is dameged, the appliance must be destroyed.***

**CABLAGGIO IN PARALLELO | *PARALLEL WIRING***
**TENSIONE DI RETE | *MAINS VOLTAGE***

**AC**

**N° MAX PRODOTTI *DEVICES***
**MCB**

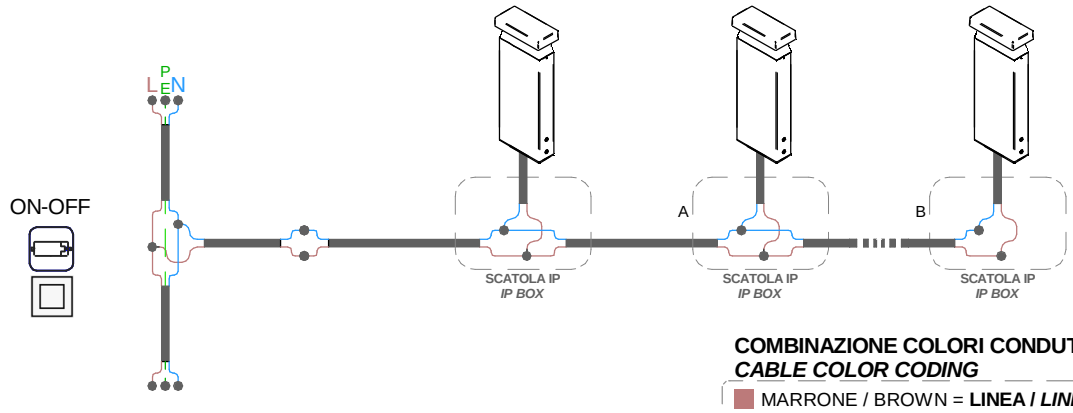


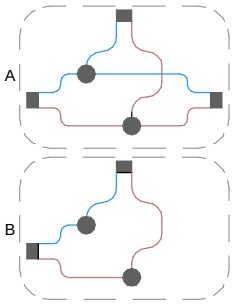


**COMBINAZIONE COLORI CONDUTTORI**
***CABLE COLOR CODING***

MARRONE / BROWN = **LINEA / *LINE***
AZZURRO / LIGHT BLUE = **NEUTRO / *NEUTRAL***