SERIES | *SERIES:* EYELET-R MINI, EYELET-Q MINI, EYELET-R, EYELET-Q, EYELET65-R_RI, EYELET65-Q_QI

BRAND: i-LèD

EYELET-R MINI

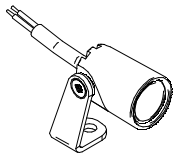

A

EYELET-Q MINI

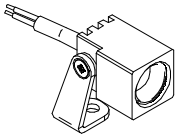

B

EYELET-R

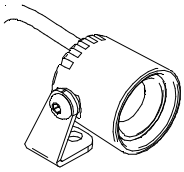

C

EYELET-Q

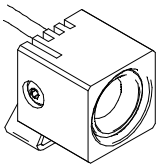

D

EYELET65-R
EYELET65-RI

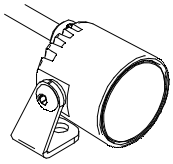

E

EYELET65-Q
EYELET65-QI

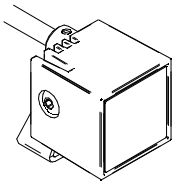

F

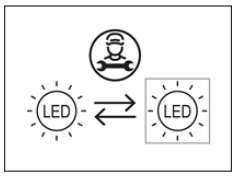

CODICI / CODES

CODE	Body Type	Dimensions [mm]	Power [W]	Voltage [V]	1W Current [mA]	2W Current [mA]	3W Current [mA]	Weight [Kg]	Safety Class	IP	IK	CRI	CCT. [°K] Energy Class			N° Light Source	Type Conn.
													2700	3000	4000		
C00301	Aluminium	Ø15,5x16x32	1	3	350			0.1	3	40	3	90	E	E	E	1	Y
C00303		□16x16x29	1	3	350			0.1	3	40	3	90	E	E	E	1	Y
C01045		Ø25x27x34	2-3	3		630	1000	0.18	3	40	3	90	E	E	E	1	Y
C01046		□25x25x34	2-3	3		630	1000	0.18	3	40	3	90	E	E	E	1	Y
C01047		Ø26x27x35	2-3	3		630	1000	0.18	3	65	3	90	E	E	E	1	Y
C01048		□26x27x36	2-3	3		630	1000	0.18	3	65	3	90	E	E	E	1	Y
C01274	Brass Aisi 316L	Ø26x27x35	2-3	3		630		0.18	3	65	3	90	E	E	E	1	Y
C01275		□26x27x38	2-3	3		630		0.18	3	65	3	90	E	E	E	1	Y

Ta
-20°C ÷ +50°C

ACCESSORI NON INCLUSI / *NOT INCLUDED ACCESORIES*

PICCHETTO ACCIAIO
STEEL PEG

1.E

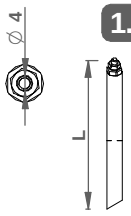

98624 | Ø10x L160mm
C-F500002 | Ø10x L700mm
C-F500003 | Ø10x L1000mm

PICCHETTO ACCIAIO
STEEL PEG

2.E

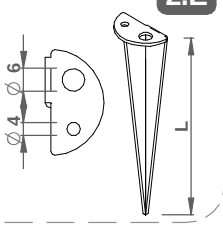

98669 | L 101mm

SNOOT

3.E

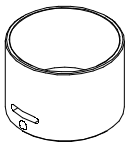

83359

SNOOT

4.E

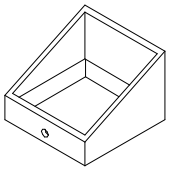

W-U300001

SNOOT
PER EYELET_QI
FOR EYELET_QI

5.E

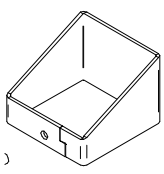

W-U300002

SERIES | *SERIES:* EYELET-R MINI, EYELET-Q MINI, EYELET-R, EYELET-Q, EYELET65-R_RI, EYELET65-Q_QI

BRAND: i-LèD

DIMENSIONI / *DIMENSIONS*

A

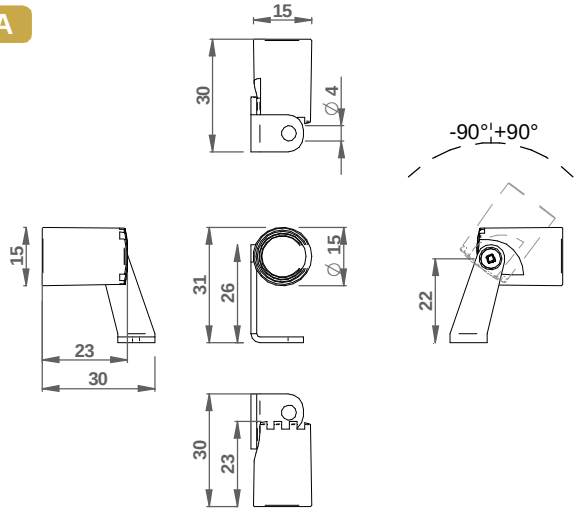

B

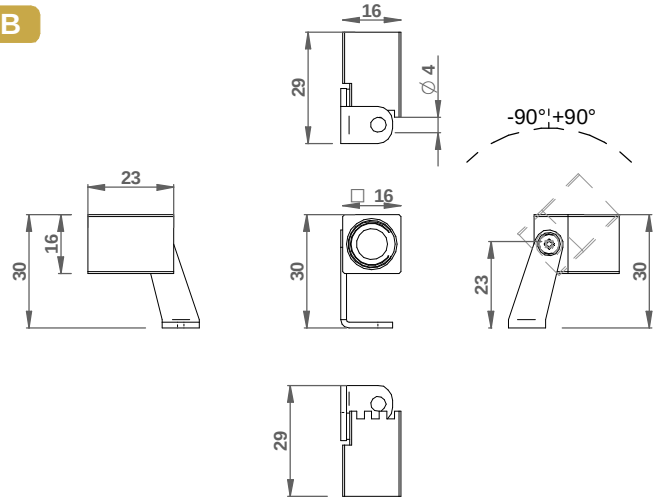

C

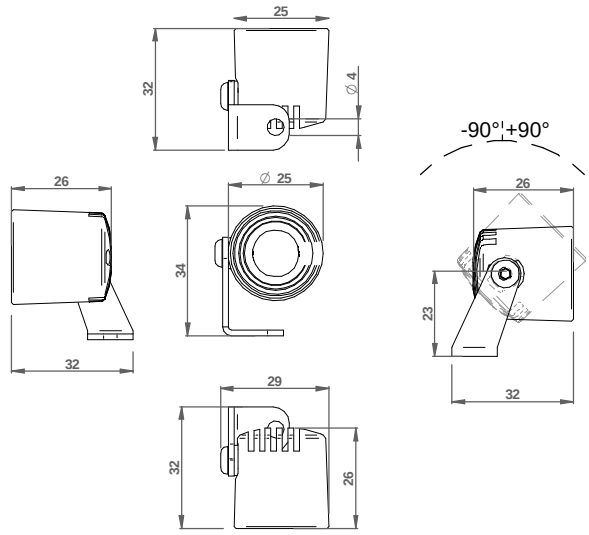

D

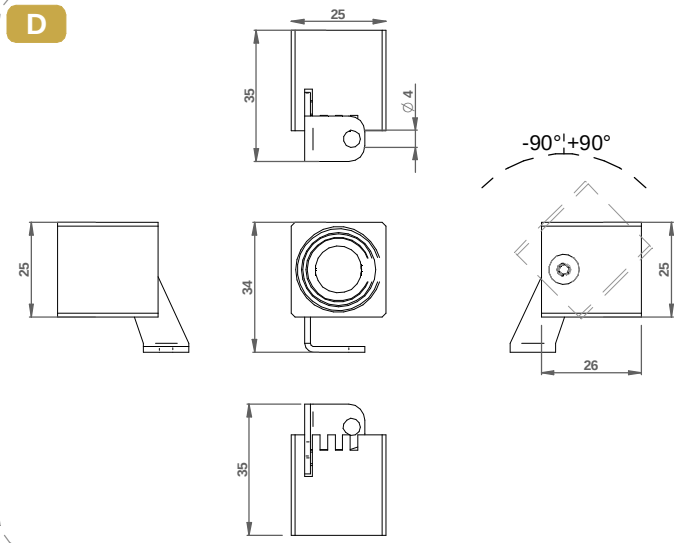

E

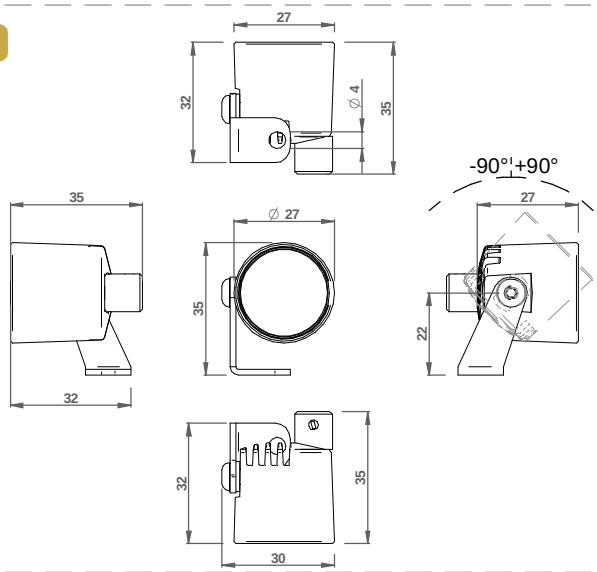

F

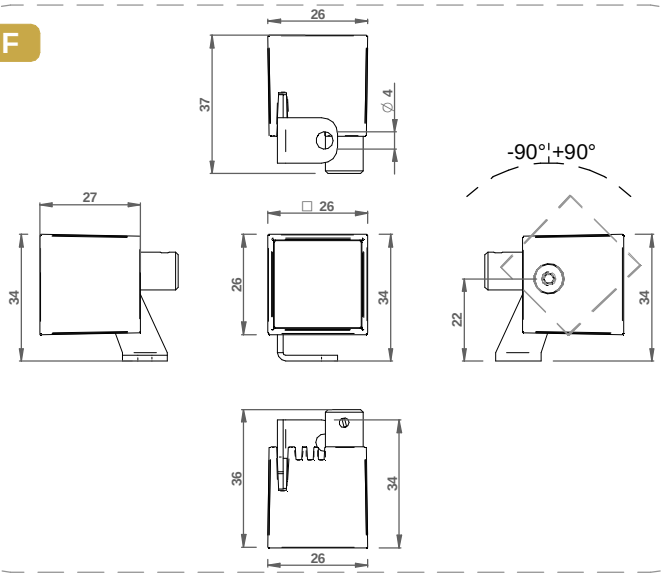

SERIES | *SERIES:* EYELET-R MINI, EYELET-Q MINI, EYELET-R, EYELET-Q, EYELET65-R_RI, EYELET65-Q_QI

BRAND: i-LèD

A B C E — 1

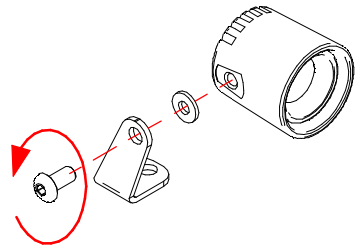

PH 1 HEX 2

D F — 1

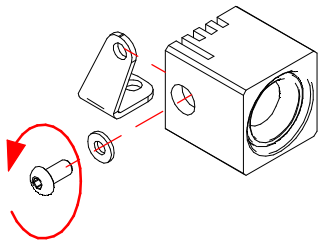

PH 1 HEX 2

A B C D E F — 2

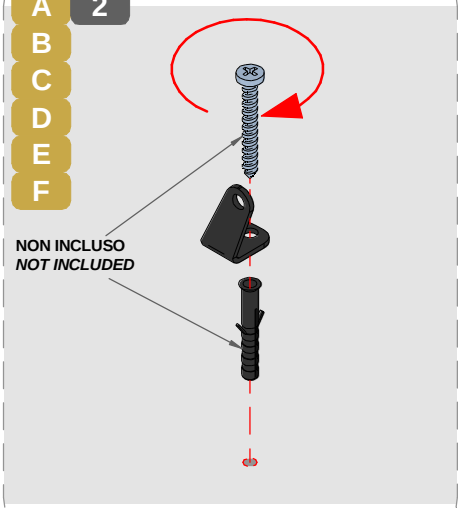

A B C D E F — 3

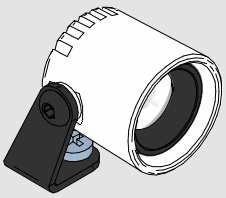

A B C D E F 1.E — 1

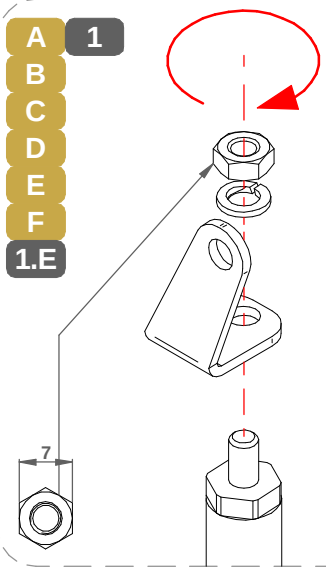

A B C D E F 1.E — 2

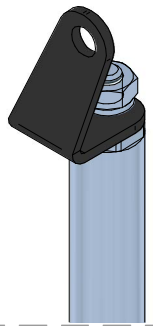

A B C D E F 2.E — 1

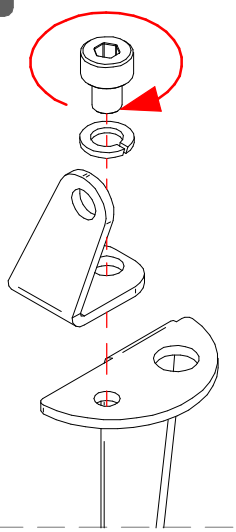

HEX 3

A B C D E F 2.E — 2

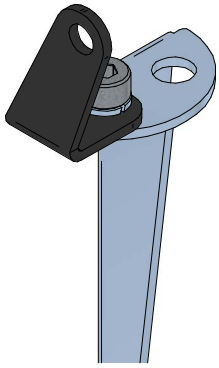

A B C E — 3

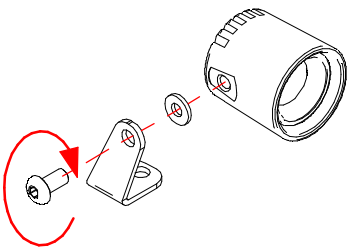

SERIES | *SERIES:* EYELET-R MINI, EYELET-Q MINI, EYELET-R, EYELET-Q, EYELET65-R_RI, EYELET65-Q_QI

BRAND: i-LèD

A 1
B
C
D
E
F
2.E

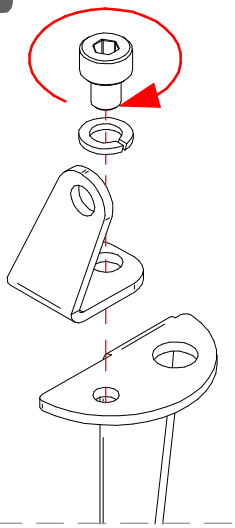

HEX 3



A 2
B
C
D
E
F
2.E

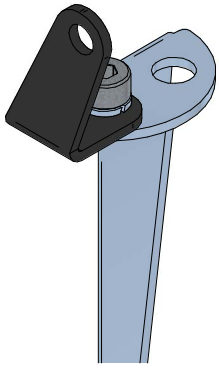

A 3
B
C
E

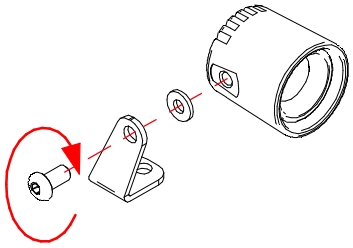

D 3
F

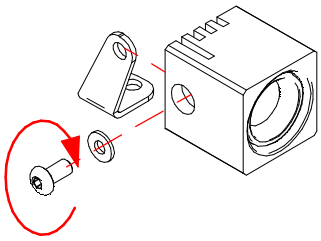

E 1
3.E

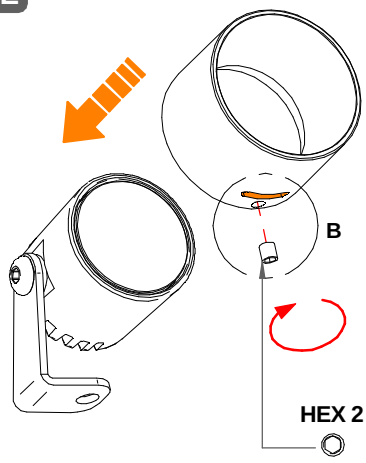



LA PARTE EVIDENZIATA IN ARANCIONE DEVE ESSERE INSTALLATA VERSO IL BASSO, PER DREANNAGGIO ACQUA

THE PART HIGHLIGHTED IN ORANGE MUST BE INSTALLED FACING DOWNWARD TO ALLOW WATER DRAINAGE

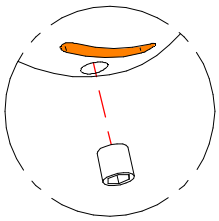

DETTAGLIO B
DETAIL B

E 2
3.E

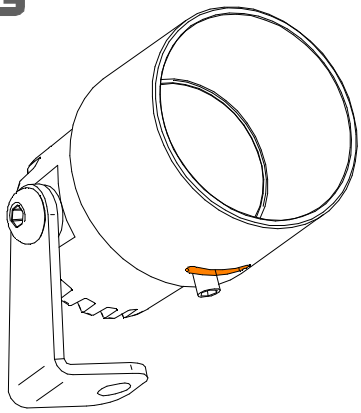

F 1
4.E
5.E

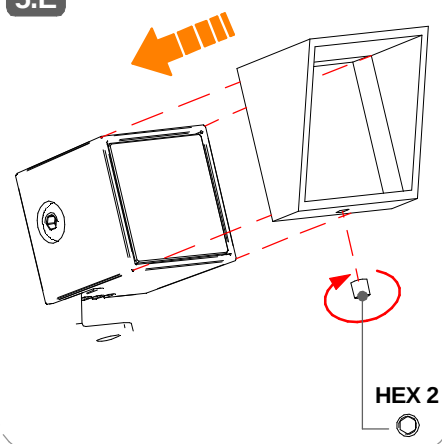

F 2
4.E
5.E



SERIES | *SERIES:* EYELET-R MINI, EYELET-Q MINI, EYELET-R, EYELET-Q, EYELET65-R_RI, EYELET65-Q_QI

BRAND: i-LèD

CABLAGGIO / *WIRING*

1 TUTTE LE OPERAZIONI DI COLLEGAMENTO ALLA RETE ELETTRICA DEVONO ESSERE CONDOTTE IN MANCANZA DI TENSIONE

ALL THE WIRING OPERATION MUST BE PERFORMED WITH MCB IN OFF POSITION

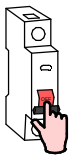

2 SE IL PRODOTTO E' DEFINITO IN CLASSE 1, IL CONDUTTORE DI MESSA A TERRA DI PROTEZIONE DEVE ESSERE SEMPRE COLLEGATO

IF THE FITTING IS CLASS 1 RATED, THE CPC | EARTH | PE CONDUCTOR MUST BE CONNECTED

3 SE L'IMPIANTO E' STATO COMPLETATO ED E' IN SICUREZZA, PUO' ESSERE ALIMENTATO

WHEN THE CIRCUIT IS COMPLETED AND SAFE, MCB CAN BE SET IN ON POSITION

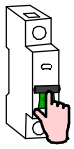

SE IL PRODOTTO E' DEFINITO IN CLASSE 3, IL CIRCUITO SECONDARIO A BASSA TENSIONE DEVE ESSERE COLLEGATO ALL'ALIMENTATORE PRIMA CHE QUESTO SIA SOTTO TENSIONE

IF THE FITTING IS CLASS 3 RATED, THE LOW VOLTAGE CIRCUIT MUST BE WIRED BEFORE THE POWER SUPPLY IS POWERED ON

SE IL CARICO VENISSE COLLEGATO AD ALIMENTATORE SOTTO TENSIONE, I PRODOTTI POTREBBERO DANNEGGIARSI, SUBENDO UN DANNO DA SOVRATENSIONE

IF THE LOAD IS WIRED TO AN ALREADY ON POWER SUPPLY, THE FITTINGS COULD BE DAMAGED BY VOLTAGE SURGE

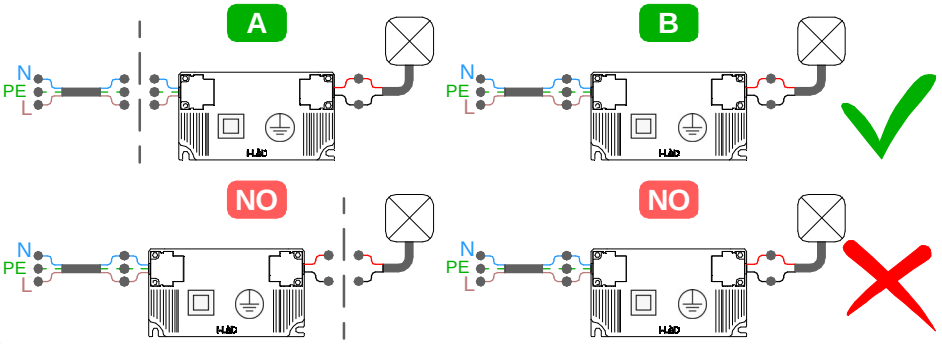

CC

N° DI PRODOTTI PER ALIMENTATORE
N° OF LIGHT FITTINGS PER DRIVER

	ON | OFF										
	IP40						IP20		IP67		
CODICE |*CODE*	89144	89145	89147	99376	99375	99105	C-E100046	C-E100033	89420	C-E200008	99186
C00301, C00303	1-2	2-4			6-12						
C01045, C01046, C01274, C01275 (2W-630mA)			1-2	3-6		6-12					
C01045, C01046, C01274, C01275 (2W-630mA)							1-6	4-12			
C01045, C01046, C01274, C01275 (2W-630mA)									1-2	3-6	6-12
C01045, C01046, C01274, C01275 (2W-630mA)							1-6	4-12			

	0/1-10V		DALI	DALI 2 | PUSH			
	IP40			IP20	IP40		IP67
CODICE |*CODE*	C-E100010*	99710 + 24V*	99713 + 24V*	C-E100047	C-E100034	C-E100011	C-E200002
C00301, C00303	3-4					3-4	
C01045, C01046, C01274, C01275 (2W-630mA)		1-6	1-6				
C01045, C01046, C01274, C01275 (2W-630mA)				1-3	4-12		
C01045, C01046, C01274, C01275 (2W-630mA)							5-12
C01045, C01046, C01274, C01275 (2W-630mA)							

*SEGUIRE IL DIAGRAMMA DI COLLEGAMENTO PRESENTE NEL FOGLIO DI ISTRUZIONE DEL DRIVER

**FOLLOW THE WIRING DIAGRAM PROVIDED IN THE DRIVER INSTRUCTION SHEET*

SI PREGA SEGUIRE LE BUONE PRATICHE DI DIMENSIONAMENTO E SEZIONAMENTO DELL'IMPIANTO ELETTRICO, TENENDO PRESENTE: LE CARATTERISTICHE DELL' INTERRUTTORE DIFFERENZIALE ED IL NUMERO DI ARTICOLI COLLEGATI ALLA LINEA ELETTRICA; QUESTO PER AGEVOLARE L'IDENFICAZIONE DI EVENTUALI ANOMALIE SULLA LINEA ELETTRICA

PLEASE FOLLOW THE BEST PRACTICES IN ELECTRICAL SYSTEM DESIGN, PAING ATTENTION TO THE RCCB SWITCH CHARACTERISTICSAND THE NUMBER OF FITTINGS CONNECTED TO THE ELETRICAL LINE; THIS HELPS TO INDETIFY POSSIBLE ANOMALIES ON THE ELETRICAL LINE

Per ridurre il rischio di strangolamento, il cavo flessibile collegato all'aparecchio deve essere efficacemente fissato alla parete, se si trova all'interno del volume di accessibilità.

To reduce the risk of strangulation, the flexible cable connected to the device must be securely fixed to the wall if it is located within the accessible area.

SERIES | *SERIES:* EYELET-R MINI, EYELET-Q MINI, EYELET-R, EYELET-Q, EYELET65-R_RI, EYELET65-Q_QI

BRAND: i-LèD

MARRONE / BROWN = LINEA / *LINE* AZZURRO / LIGHT BLUE = NEUTRO / *NEUTRAL* GIALLO-VERDE / YELLOW-GREEN = TERRA / EARTH CPC | PE

CABLAGGIO IN SERIE | CORRENTE COSTANTE
SERIES WIRING | CONSTANT CURRENT

CC

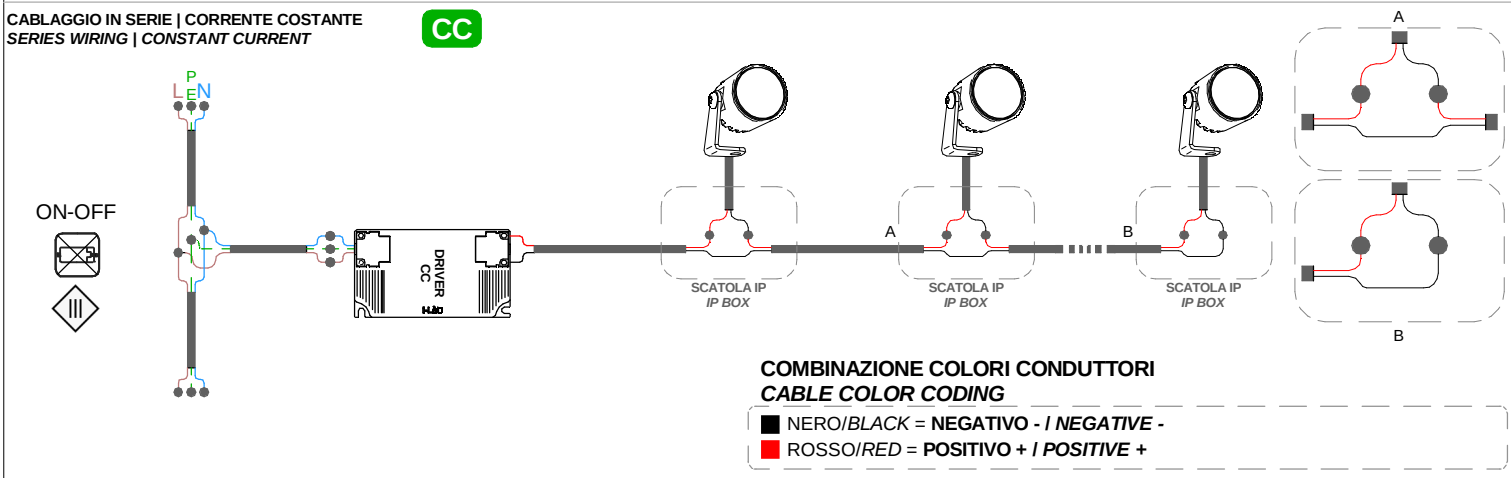

COMBINAZIONE COLORI CONDUTTORI
CABLE COLOR CODING

- NERO/*BLACK* = **NEGATIVO - / *NEGATIVE -***
- ROSSO/*RED* = **POSITIVO + / *POSITIVE +***

CABLAGGIO IN SERIE | CORRENTE COSTANTE
SERIES WIRING | CONSTANT CURRENT

CC

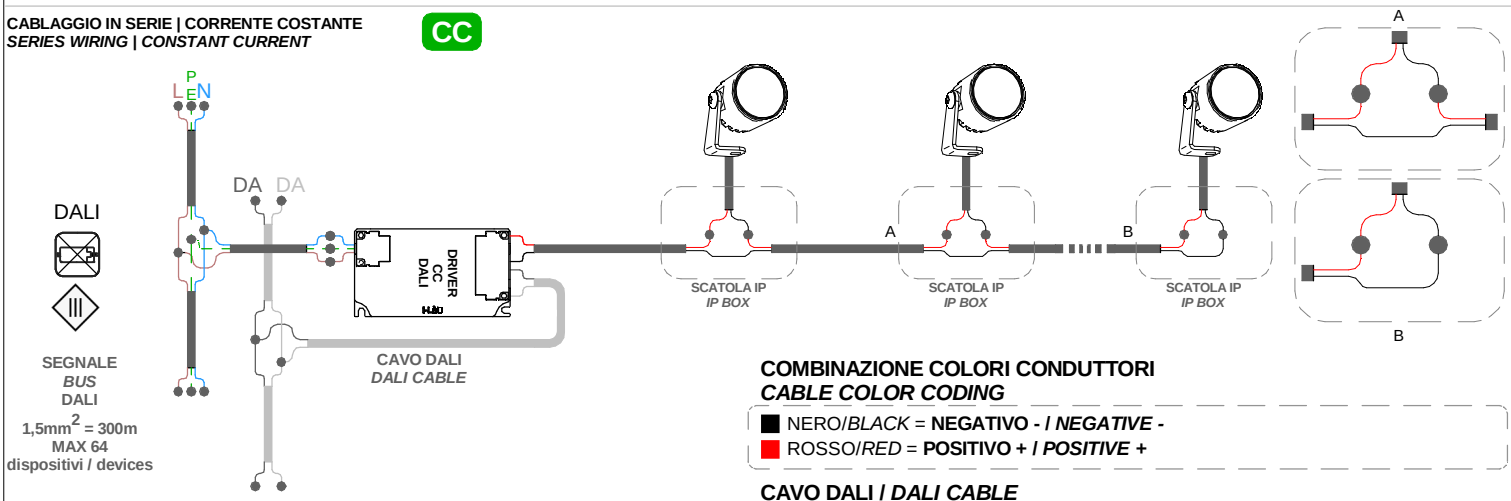

COMBINAZIONE COLORI CONDUTTORI
CABLE COLOR CODING

- NERO/*BLACK* = **NEGATIVO - / *NEGATIVE -***
- ROSSO/*RED* = **POSITIVO + / *POSITIVE +***

CAVO DALI / *DALI CABLE*

DALI

- GRIGIO/ *GREY* = **DALI 1**
- GRIGIO CHIARO / *LIGHT GREY* = **DALI 2**

CABLAGGIO IN SERIE | CORRENTE COSTANTE
SERIES WIRING | CONSTANT CURRENT

CC

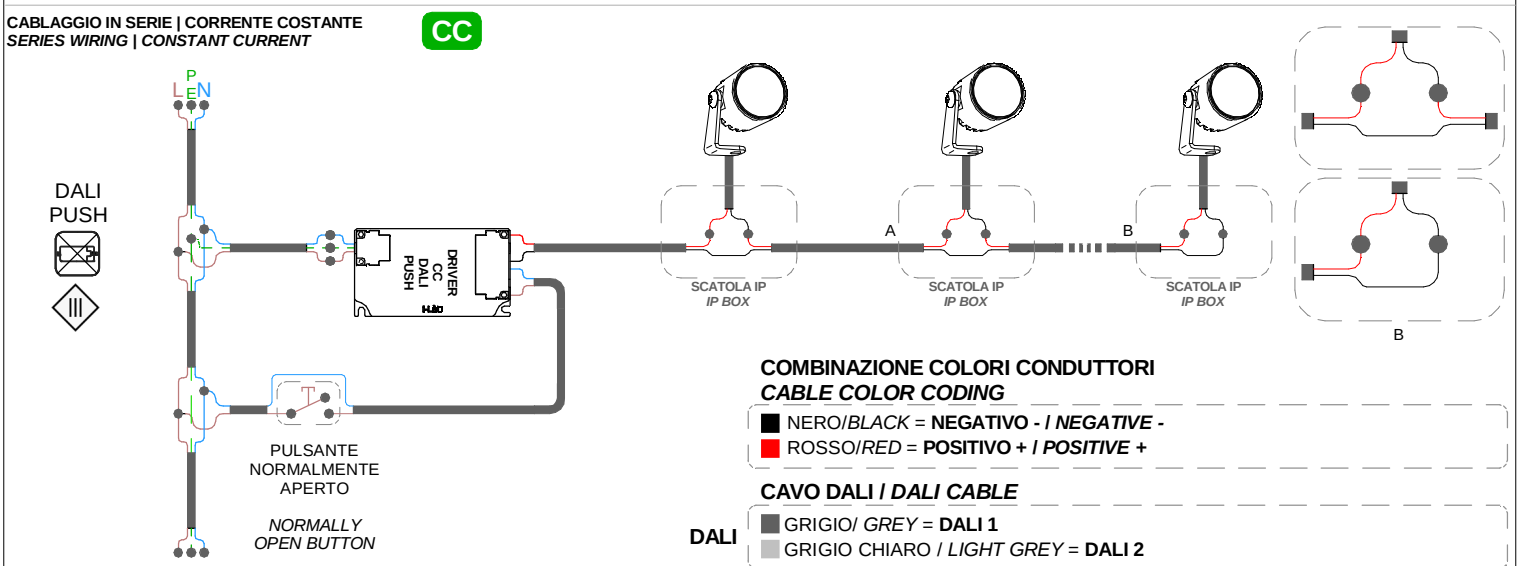

COMBINAZIONE COLORI CONDUTTORI
CABLE COLOR CODING

- NERO/*BLACK* = **NEGATIVO - / *NEGATIVE -***
- ROSSO/*RED* = **POSITIVO + / *POSITIVE +***

CAVO DALI / *DALI CABLE*

DALI

- GRIGIO/ *GREY* = **DALI 1**
- GRIGIO CHIARO / *LIGHT GREY* = **DALI 2**