	ISTRUZIONI DI MONTAGGIO *MOUNTING INSTRUCTIONS*	REVISIONE N°. *REVISION N°.*	DATA	FGI00859C
		Rev. 5	10/2/2026	

SERIE | *SERIES*: FILRAY, FILRAY_SP

BRAND: i-LèD

IP65

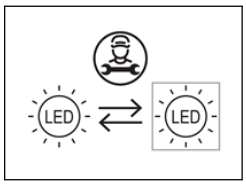

A

FILRAY
C01843
H: 531mm

C01844
H: 1066mm

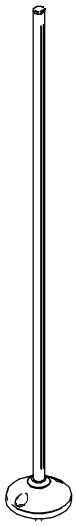

B

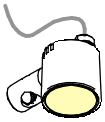

FILRAY_SP
C01715

FILRAY HEIGHT [code] A	*MAX N° FILRAY_SP* B
531mm C01843	2
1066mm C01844	3

ACCESSORIO NON INCLUSI / *NOT INCLUDED ACCESSORIES*

VITI E TASSELLI
ANCHORS AND SCREWS

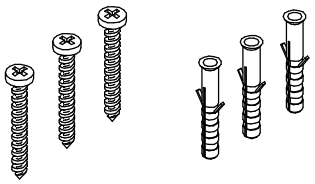

PICCHETTO DI FISSAGGIO
FIXING PEG

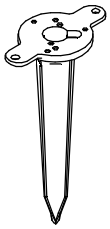

C-F500006
H 204mm

SNOOT

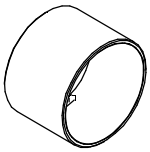

83359

CLIPS PER FISSAGGIO CAVO PER ASTA
CABLE FIXING CLIPS FOR STEM

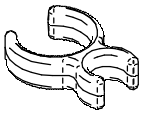

x5

W-F600033

ASTA CON BASE DI FISAGGIO
STEM WITH FIXING BRACKET

ASTA SENZA LUCE
NO LIGHT STEM

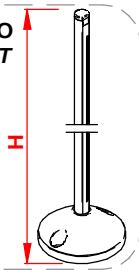

W-F600031 | H. 530.5mm
W-F600032 | H. 1065.5mm

SPECIFICHE PRODOTTI - CODICI | *PRODUCTS SPECIFICATION - CODES*

CODE	*Dimensions (LxWxH / Ø x H mm)*	*Electrical Insulation Class*	*POWER (W)*	*VOLTAGE (V)*	*CURRENT (mA)*	*WEIGHT (Kg)*	*IP*	*CRI*	*IK*	*Energy class light source Temperature color LED (°K)*				*No. light source*	*Conn. Type*
										2200	*2700*	*3000*	*4000*		
C01715	Ø26,5 x 48 x 28,5	3	2	3	630	0,04	65	80	3	G	G	G	F	1	Y
C01843	Ø10 x 531 x Ø58		5	24 V CV	-	0,1	67		7	G	G	G	F	1	
C01844	Ø10 x 1066 x Ø58		10							G	G	G	F	1	

Ta -20°C ÷ +50°C

****NON FISSARE LA SORGENTE LUMINOSA.**
*****DO NOT LOOK AT LIGHT SOURCE.**



	ISTRUZIONI DI MONTAGGIO *MOUNTING INSTRUCTIONS*	REVISIONE N°. *REVISION N°.*	DATA	FGI00859C
linea light group		Rev. 5	10/2/2026	

SERIE | *SERIES*: FILRAY, FILRAY_SP
BRAND: i-LèD

CONNESSIONE IP *IP CONNECTION*
PUNTI DI FISSAGGIO *FIXING POINTS*

DIMENSIONI / *DIMENSIONS*

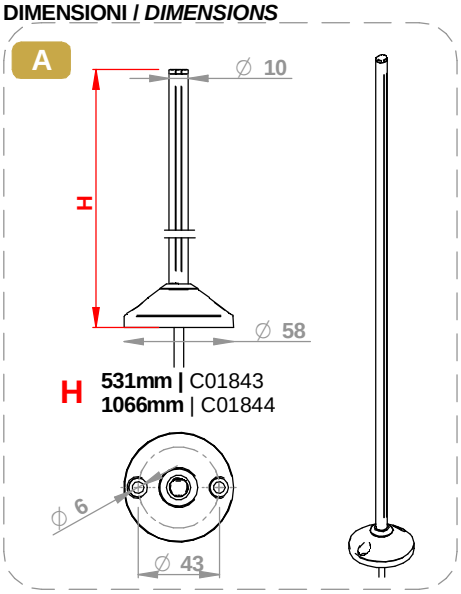

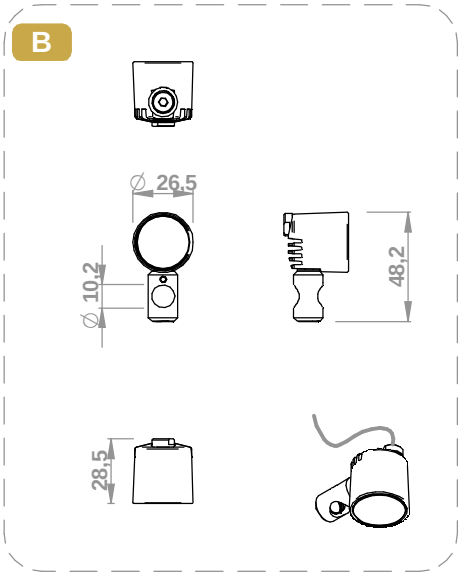

INSTALLAZIONE/ *INSTALLATION*

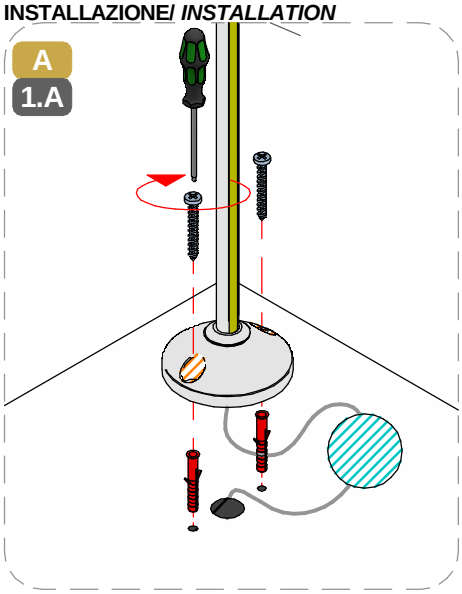

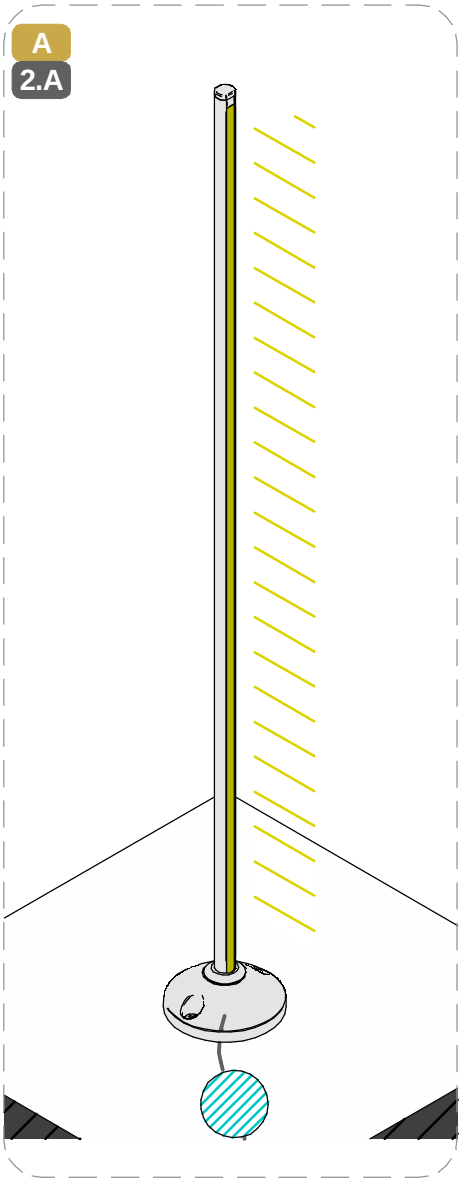

INSTALLAZIONE/ *INSTALLATION*

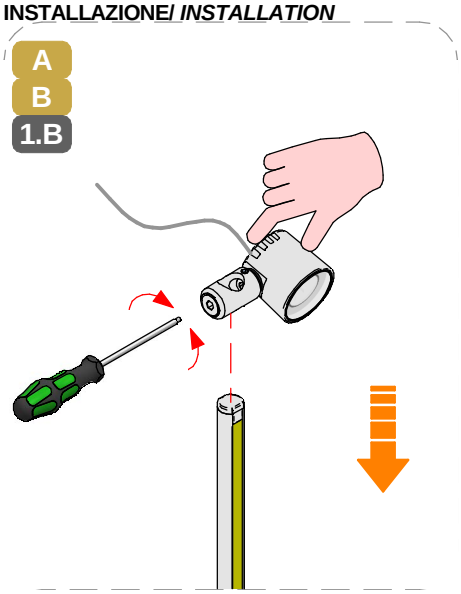

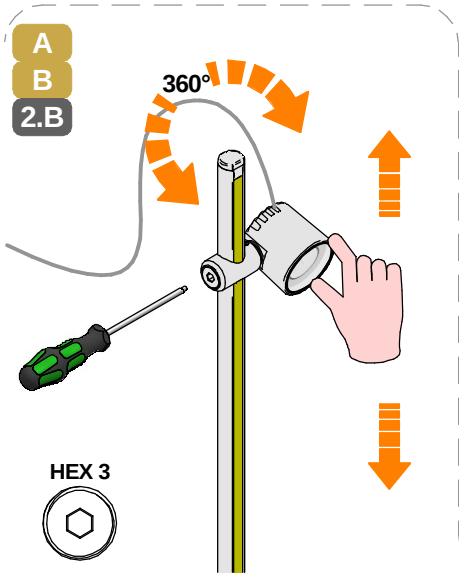

INSTALLAZIONE / *INSTALLATION* | W-F600033

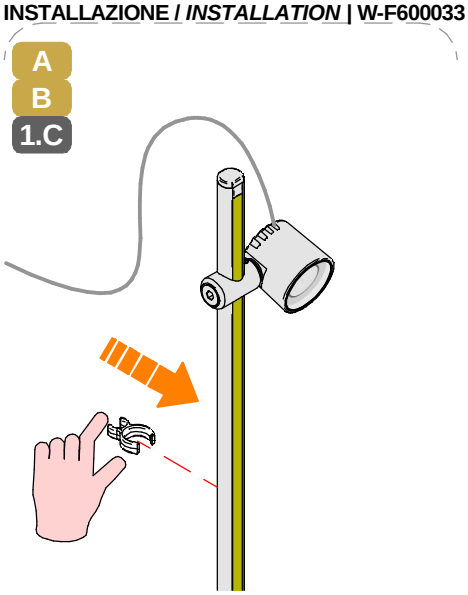

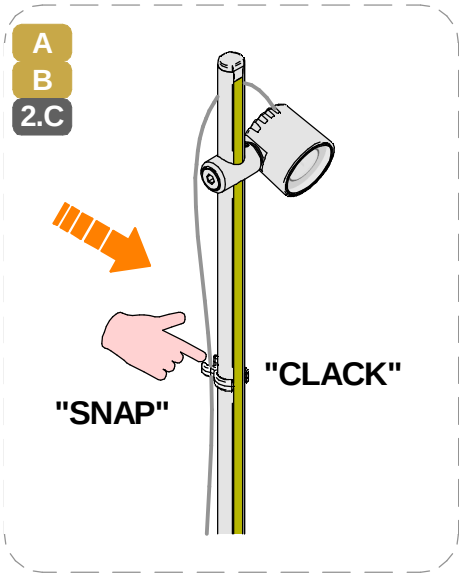

SERIE | *SERIES*: FILRAY, FILRAY_SP
BRAND: i-LèD

CONNESSIONE IP *IP CONNECTION*
PUNTI DI FISSAGGIO *FIXING POINTS*

A
B
3.C

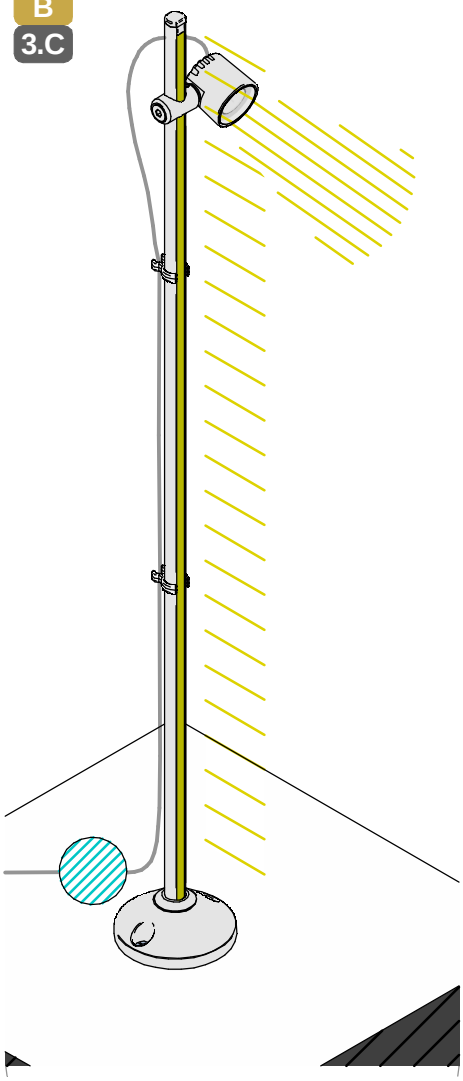

A
B
4.C

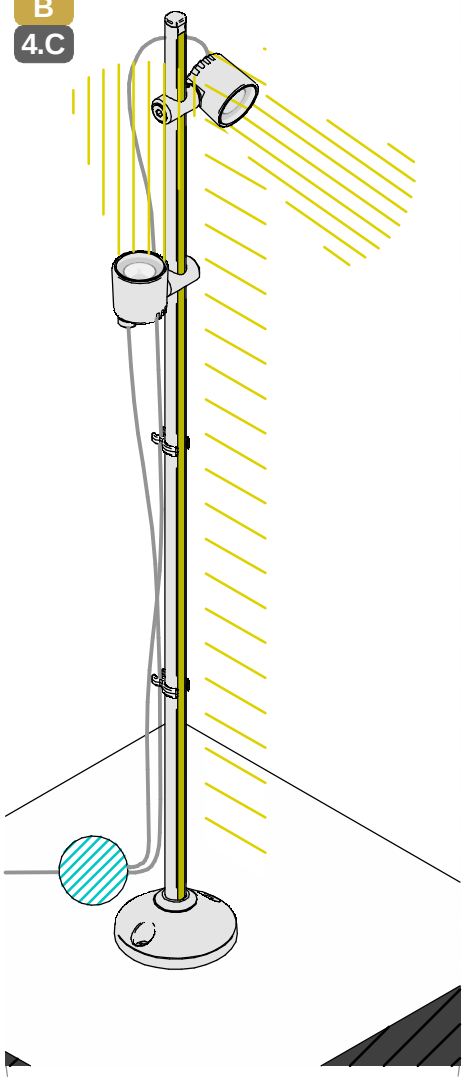

INSTALLAZIONE / *INSTALLATION* | W-F600031-32

A
B
1.D

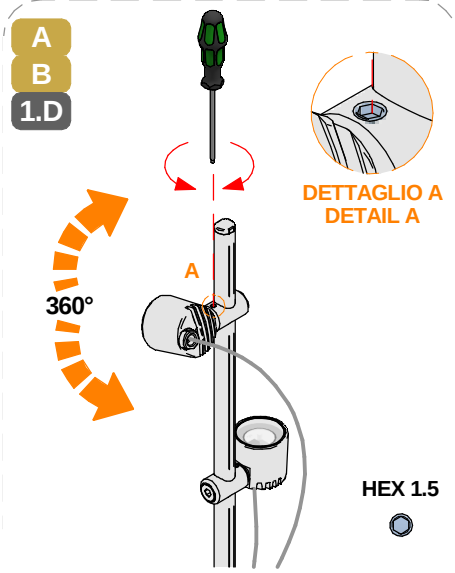

3.E

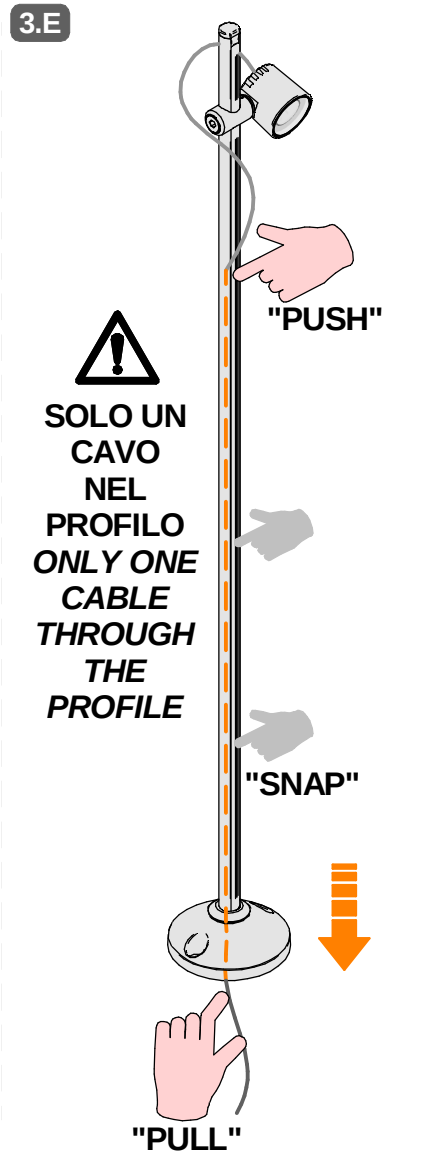

1.E

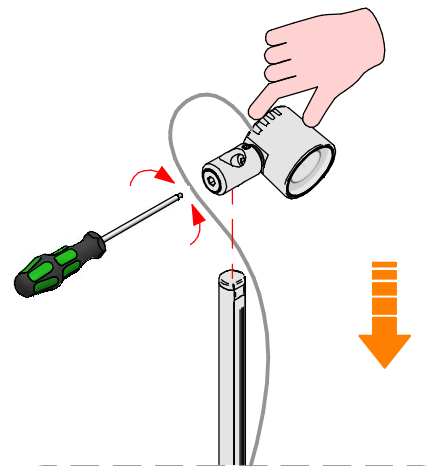

2.E

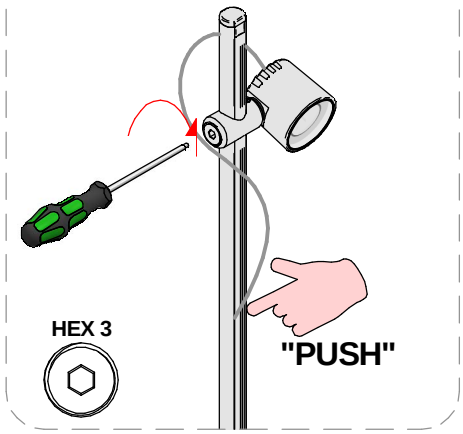

SERIE | *SERIES*: FILRAY, FILRAY_SP
BRAND: i-LèD

CONNESSIONE IP *IP CONNECTION*
PUNTI DI FISSAGGIO *FIXING POINTS*

4.E

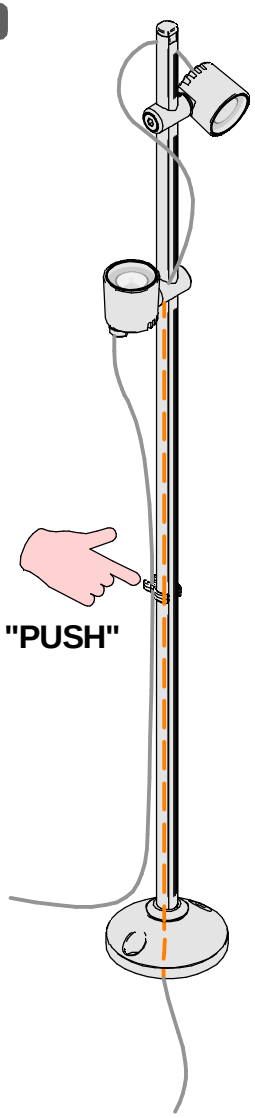

5.E

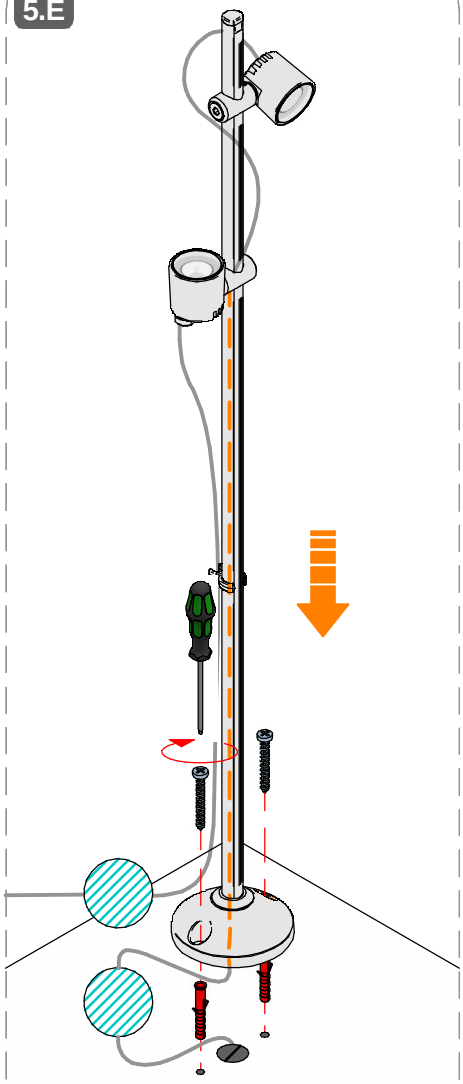

6.E

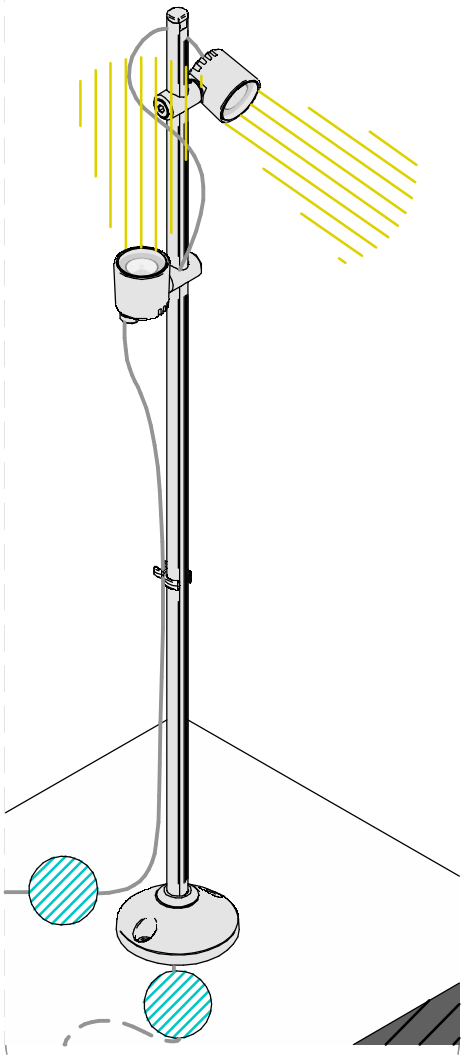

INSTALLAZIONE / *INSTALLATION* | W-F500006

1.F

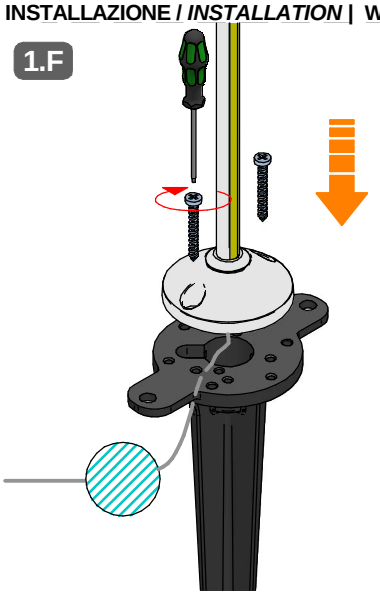

2.F

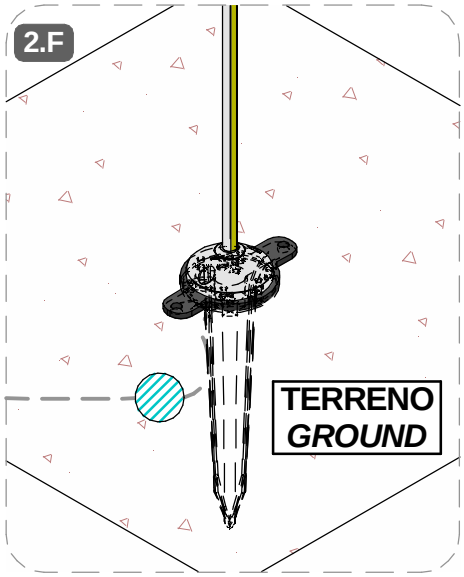

INSTALLAZIONE / *INSTALLATION* | 83359

1.G

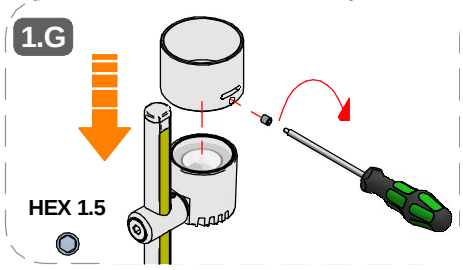

2.G

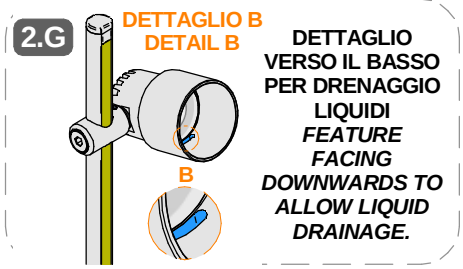

DETTAGLIO VERSO IL BASSO PER DRENAGGIO LIQUIDI
FEATURE FACING DOWNWARDS TO ALLOW LIQUID DRAINAGE.

SERIE | *SERIES*: FILRAY, FILRAY_SP

BRAND: i-LèD

MARRONE / BROWN = LINEA / *LINE*
AZZURRO / LIGHT BLUE = NEUTRO / *NEUTRAL*
GIALLO-VERDE / YELLOW-GREEN = TERRA / EARTH CPC | PE

CABLAGGIO / *WIRING*

1

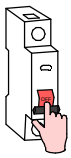

TUTTE LE OPERAZIONI DI COLLEGAMENTO ALLA RETE ELETTRICA DEVONO ESSERE CONDOTTE IN MANCANZA DI TENSIONE

ALL THE WIRING OPERATION MUST BE PERFORMED WITH MCB IN OFF POSITION

2



SE IL PRODOTTO E' DEFINITO IN CLASSE 1, IL CONDUTTORE DI MESSA A TERRA DI PROTEZIONE DEVE ESSERE SEMPRE COLLEGATO

IF THE FITTING IS CLASS 1 RATED, THE CPC | EARTH | PE CONDUCTOR MUST BE CONNECTED

3

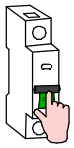

SE L'IMPIANTO E' STATO COMPLETATO ED E' IN SICUREZZA, PUO' ESSERE ALIMENTATO

WHEN THE CIRCUIT IS COMPLETED AND SAFE, MCB CAN BE SET IN ON POSITION



SE IL PRODOTTO E' DEFINITO IN CLASSE 3, IL CIRCUITO SECONDARIO A BASSA TENSIONE DEVE ESSERE COLLEGATO ALL'ALIMENTATORE PRIMA CHE QUESTO SIA SOTTO TENSIONE

IF THE FITTING IS CLASS 3 RATED, THE LOW VOLTAGE CIRCUIT MUST BE WIRED BEFORE THE POWER SUPPLY IS POWERED ON

SE IL CARICO VENISSE COLLEGATO AD ALIMENTATORE SOTTO TENSIONE, I PRODOTTI POTREBBERO DANNEGGIARSI, SUBENDO UN DANNO DA SOVRATENSIONE

IF THE LOAD IS WIRED TO AN ALREADY ON POWER SUPPLY, THE FITTINGS COULD BE DAMAGED BY VOLTAGE SURGE

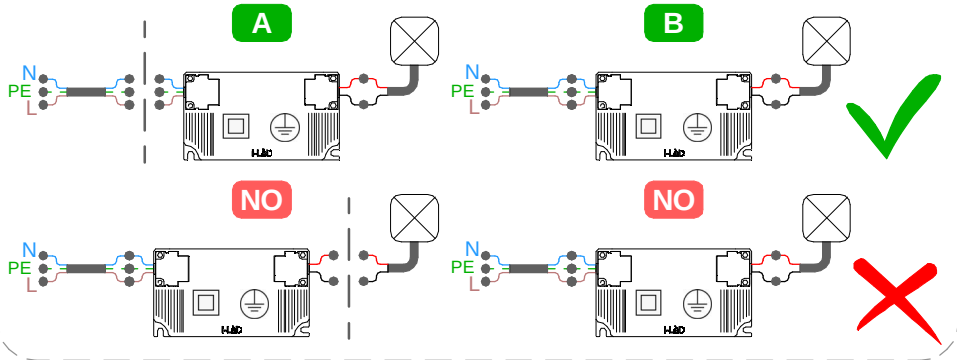

TIPO DI CONNESSIONE
TYPE OF CONNECTION

X: Se il cavo flessibile esterno di questo apparecchio è danneggiato, deve essere sostituito da un cavo speciale, disponibile esclusivamente presso il fabbricante, o il suo servizio di assistenza.
X: If the external flexible cable of this appliance is dameged, it must be replaced with a special cable, which is only avaible from the manufacturer or its service department.

Y: Se il cavo flessibile esterno di questo apparecchio è danneggiato, deve essere sostituito esclusivamente dal fabbricante, dal suo servizio di assistenza o da personale qualificato equivalente, al fine di evitare pericoli.
Y: If the external flexible cable of this appliance is dameged, it must only be replaced by the manufacturer, its service department or equivalent qualified personell in order to avoid danger.

Z: Il cavo flessibile esterno di questo apparecchio non può essere sostituito; se il cavo è danneggiato l'apparecchio deve essere distrutto.
Z: The external flexible cable fo this appliance cannot be replaced; if the cable is dameged, the appliance must be destroyed.

Per ridurre il rischio di strangolamento, il cavo flessibile collegato all'aparecchio deve essere efficacemente fissato alla parete, se si trova all'interno del volume di accessibilità.
To reduce the risk of strangulation, the flexible cable connected to the device must be securely fixed to the wall if it is located within the accessible area.

ASSICURARSI CHE LA CONTROCASSA OD IL PRODOTTO SIANO POSIZIONATI SU UNA SUPEFICE PIANA

MAKE SURE THE OUTER CASING OR THE LIGHT FITTING ARE PLACED ON A FLAT SURFACE

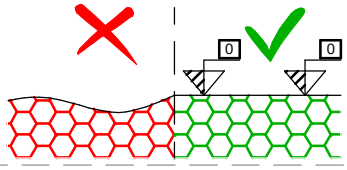

CV L

TENSIONE COSTANTE
MAX. DISTANZA TRA DRIVER ED ULTIMO PRODOTTO | SEZIONE CAVO
CONSTANT VOLTAGE
DRIVER TO LAST LIGHT FITTING MAX DISTANCE | WIRE SECTION

SEZIONE *SECTION* [mm2]	0,5	1	1,5	2,5
LUNGHEZZA *LENGHT* [m]	8	16	24	39

* Distanza massima dal driver all'ultimo articolo della linea a massimo carico.
Per lunghezze massime dei cavi effettive,fare riferimento a support@linealight.com
** Maximum distance between LED driver and last device at full load.*
For effective maximum cable lengths,please refer to support@linealight.com

N° DI PRODOTTI PER ALIMENTATORE
N° OF LIGHT FITTINGS PER DRIVER

CC — N° MAX *DEVICES*

CODICE *CODE*	ON | OFF IP67			DALI 2 | PUSH IP67
	89420	C-E200008	99186	C-E200002
C01715	1-2	3-6	6-12	3-12

***SEGUIRE IL DIAGRAMMA DI COLLEGAMENTO PRESENTE NEL FOGLIO DI ISTRUZIONE DEL DRIVER**

****FOLLOW THE WIRING DIAGRAM PROVIDED IN THE DRIVER INSTRUCTION SHEET***

N° DI PRODOTTI PER ALIMENTATORE
N° OF LIGHT FITTINGS PER DRIVER

CV

CODICE *CODE*	ON | OFF IP67			DALI 2 | PUSH IP67		
	89359	99331	99786	99722	83333	C-E400002
C01843 (4,5 W)	1-9	1-30	1-50	1-22	1-30	1-50
C01844 (9 W)	1-4	1-15	1-25	1-11	1-15	1-25

SERIE | *SERIES*: FILRAY, FILRAY_SP

BRAND: i-LèD

MARRONE / BROWN = LINEA / *LINE*
AZZURRO / LIGHT BLUE = NEUTRO / *NEUTRAL*
GIALLO-VERDE / YELLOW-GREEN = TERRA / EARTH CPC | PE

CABLAGGIO IN SERIE | CORRENTE COSTANTE
SERIES WIRING | CONSTANT CURRENT

CC

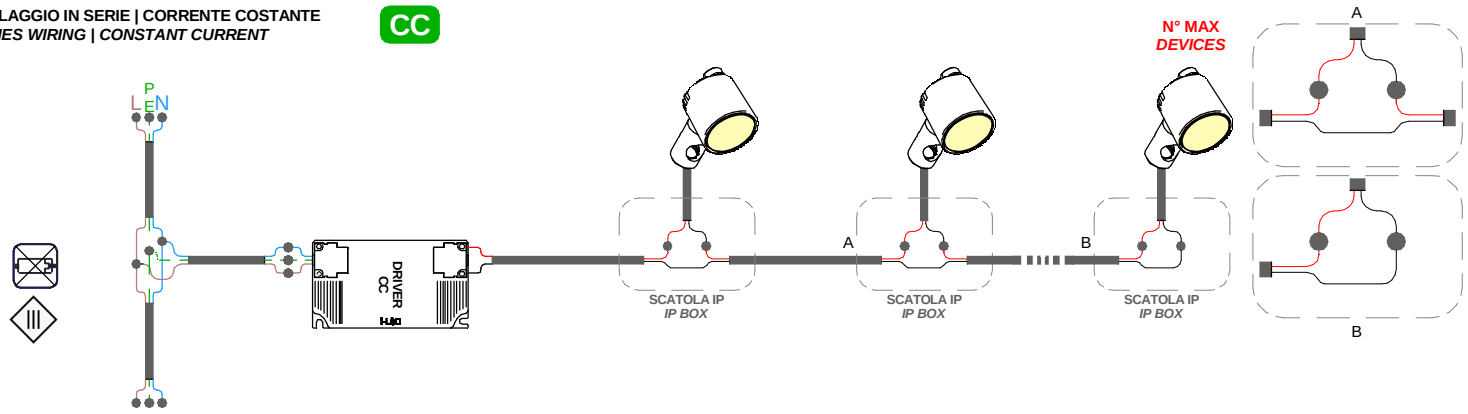

CABLAGGIO IN PARALLELO | TENSIONE COSTANTE
PARALLEL WIRING | CONSTANT VOLTAGE

CV

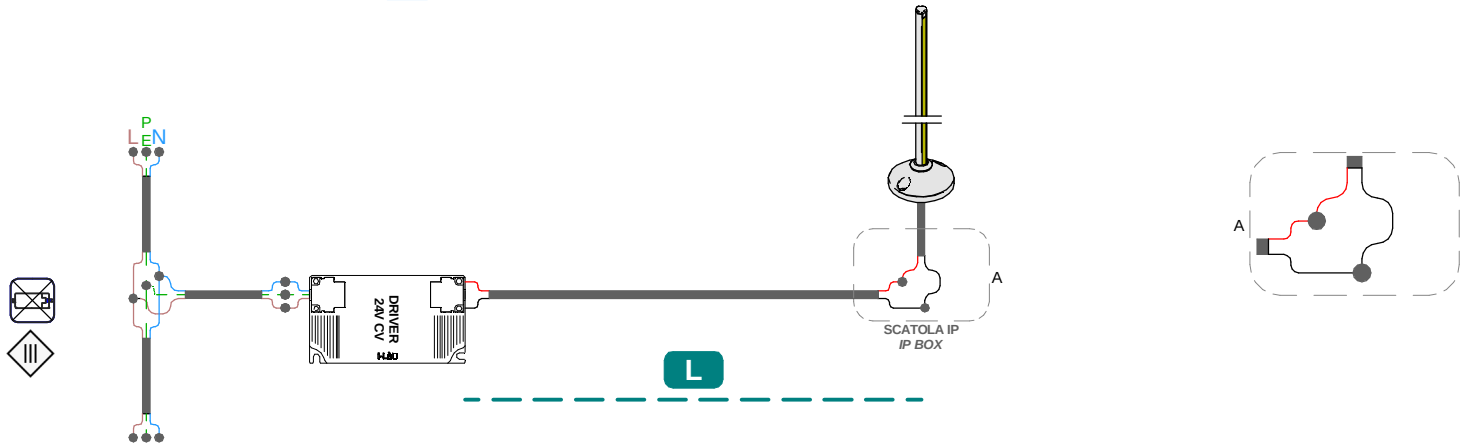

CABLAGGIO IN SERIE | CORRENTE COSTANTE
SERIES WIRING | CONSTANT CURRENT

CC

CABLAGGIO IN PARALLELO | TENSIONE COSTANTE
PARALLEL WIRING | CONSTANT VOLTAGE

CV

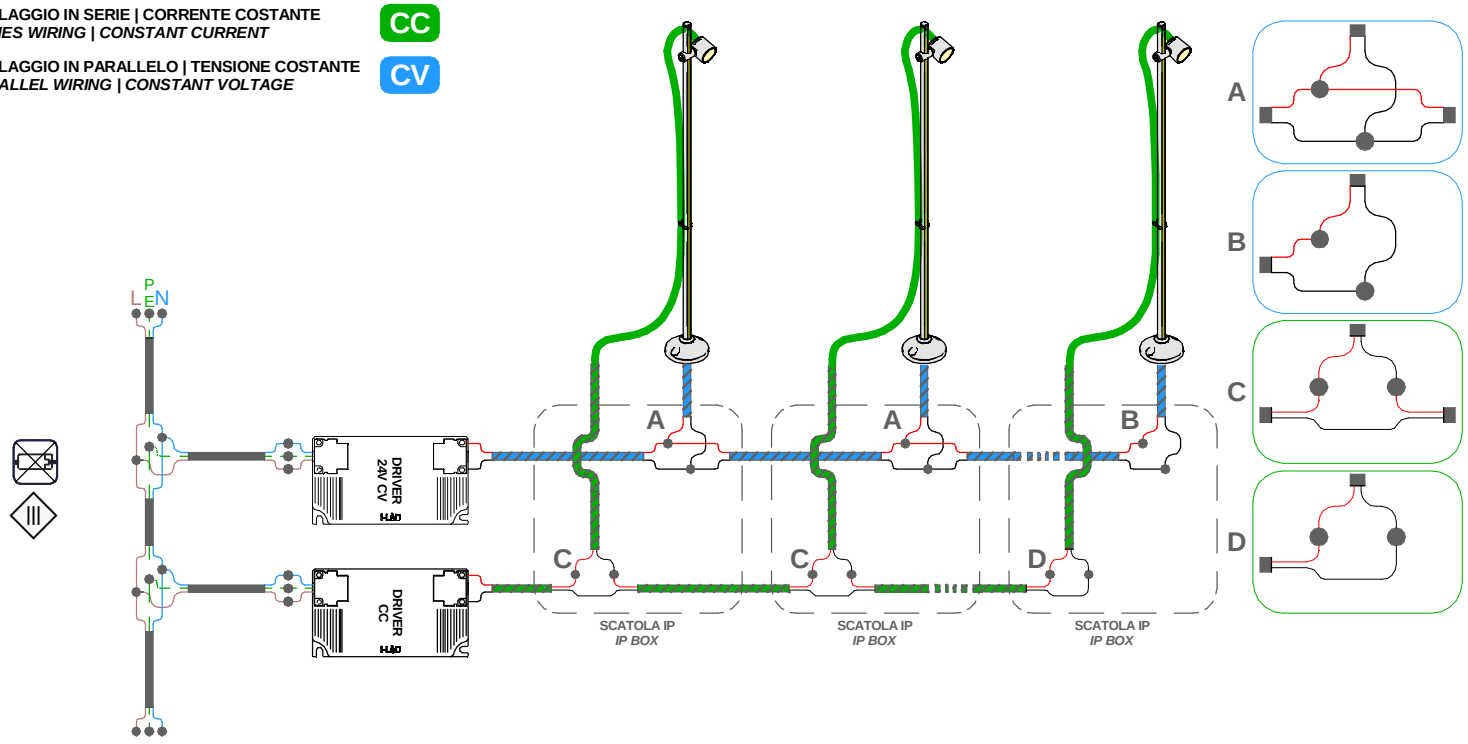

COMBINAZIONE COLORI CONDUTTORI
CABLE COLOR CODING

■ NERO/*BLACK* = **NEGATIVO - /** ***NEGATIVE*** **-**
■ ROSSO/*RED* = **POSITIVO + /** ***POSITIVE*** **+**