| | ISTRUZIONI DI MONTAGGIO<br>*MOUNTING INSTRUCTIONS* | REVISIONE N°.<br>*REVISION N°.* | DATA | FGI00410 |
|---|---|---|---|---|
| | | Rev. 4 | 10/2/2026 | |

**SERIE | *SERIES:* PORTIK_R, _Q**

**BRAND: i-LèD**

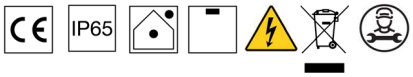



**PORTIK-R Ø70**

**A**

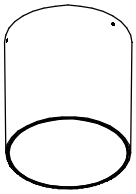

**PORTIK-R Ø110**

**B**

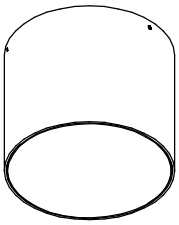

**PORTIK-R Ø150**

**C**

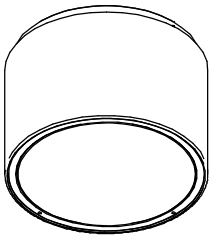

**PORTIK-R Ø180**

**D**

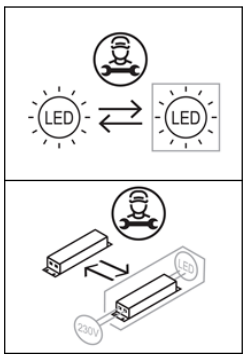


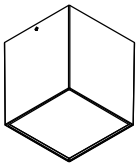

**PORTIK-Q □80**

**E**

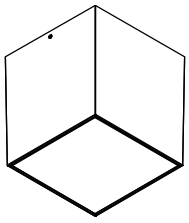

**PORTIK-Q □110**

**F**

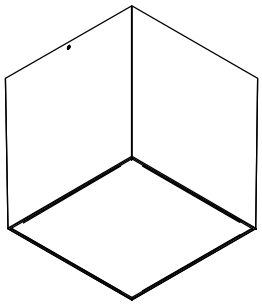

**PORTIK-Q □160**

**G**

**ACCESSORI INCLUSI / *INCLUDED ACCESSORIES***

**A. VITERIA x2**
*A. SCREWS x2*

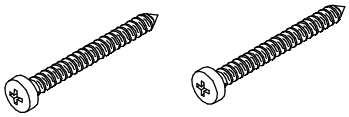

**B. TASSELLI x2**
*B. ANCHORS x2*

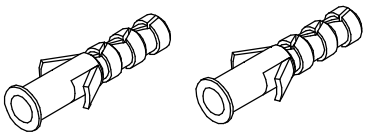

**C. RONDELLE x2**
*C. WASHERS x2*

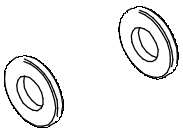

**D. O-RING x2**
*D. O-RING x2*

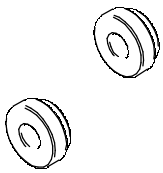

**E. PRESSACAVO x2**
*E. GROMMET x2*

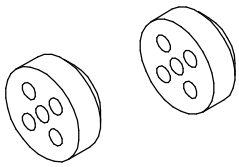

**ACCESSORI NON INCLUSI / *NOT INCLUDED ACCESSORIES***

**F. STAFFA PER INSTALLAZIONE SU TESATA**
*F. CABLE INSTALLATION BRACKET*

**B**
**F**

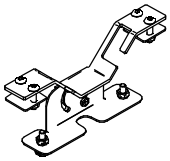

**C-F100018**

**SERIE | *SERIES:* PORTIK_R, _Q**

**BRAND: i-LèD**

**PUNTI DI FISSAGGIO** *ANCHOR POINTS* — **INGRESSO CAVI** *CABLES ENTRY*

**CODICI | *CODES***

| CODE | Dimensions (LxWxH / Ø x H mm) | Protection Class | POWER (W) | CLASS I / II INPUT (V) | CLASS I / II FREQUENCY (Hz) | CLASS III VOLTAGE (V) | CLASS III CURRENT (mA) | WEIGHT (Kg) | CRI | IK | Energy class light source – Temperature color LED (K) 2700 | 3000 | 4000 | No. light source | Optic Control | Type | Wiring Diagram |
|---|---|---|---|---|---|---|---|---|---|---|---|---|---|---|---|---|---|
| C00467 | Ø72x95 | 1 | 7,5 | 220-240 | 50/60 | | | 0,488 | 80 | 8 | E | E | E | 1 | | ON-OFF | #1 |
| C00480 | | 1 | 7,5 | 220-240 | 50/60 | | | 0,488 | | 8 | E | E | E | 1 | HC | ON-OFF | #1 |
| C00468 | | 3 | 6,5 | | | 18 | 350 | 0,475 | | 8 | E | E | E | 1 | | - | #3 |
| C00481 | | 3 | 6,5 | | | 18 | 350 | 0,475 | | 8 | E | E | E | 1 | HC | - | #3 |
| C00471 | Ø112x120 | 1 | 15,8 | 220-240 | 50/60 | | | 1,083 | | 8 | E | E | E | 1 | | ON-OFF | #1 |
| C00482 | | 1 | 15,8 | 220-240 | 50/60 | | | 1,083 | | 8 | E | E | E | 1 | HC | ON-OFF | #1 |
| C00483 | | 1 | 15,8 | 220-240 | 50/60 | | | 1,13 | | 8 | E | E | E | 1 | | DALI | #2 |
| C00484 | | 1 | 15,8 | 220-240 | 50/60 | | | 1,13 | | 8 | E | E | E | 1 | HC | DALI | #2 |
| C01516 | Ø150x127 | 1 | 32,5 | 220-240 | 50/60 | | | 1,9 | | 8 | E | E | E | 1 | HC | ON-OFF | #1 |
| C01517 | | 1 | 32,5 | 220-240 | 50/60 | | | 1,9 | | 8 | E | E | E | 1 | | ON-OFF | #1 |
| C01518 | | 1 | 32,5 | 220-240 | 50/60 | | | 1,9 | | 8 | E | E | E | 1 | HC | DALI | #2 |
| C01519 | | 1 | 32,5 | 220-240 | 50/60 | | | 1,9 | | 8 | E | E | E | 1 | | DALI | #2 |
| 81877 | Ø180x125 | 1 | 28 | 220-240 | 50/60 | | | 2,9 | | 8 | E | E | E | 1 | | ON-OFF | #1 |
| 81878 | | 1 | 28 | 220-240 | 50/60 | | | 2,9 | | 8 | E | E | E | 1 | | ON-OFF | #1 |
| 81879 | | 1 | 28 | 220-240 | 50/60 | | | 2,9 | | 8 | E | E | E | 1 | | ON-OFF | #1 |
| 81880 | | 1 | 28 | 220-240 | 50/60 | | | 2,9 | | 8 | E | E | E | 1 | | ON-OFF | #1 |
| 81371 | | 1 | 39 | 220-240 | 50/60 | | | 2,9 | | 8 | E | E | E | 1 | | ON-OFF | #1 |
| 81372 | | 1 | 39 | 220-240 | 50/60 | | | 2,9 | | 8 | E | E | E | 1 | | ON-OFF | #1 |
| 81373 | | 1 | 39 | 220-240 | 50/60 | | | 2,9 | | 8 | E | E | E | 1 | | ON-OFF | #1 |
| 81374 | | 1 | 39 | 220-240 | 50/60 | | | 2,9 | | 8 | E | E | E | 1 | | ON-OFF | #1 |
| 81885 | | 1 | 36 | 220-240 | 50/60 | | | 2,9 | | 8 | E | E | E | 1 | | DALI | #2 |
| 81886 | | 1 | 36 | 220-240 | 50/60 | | | 2,9 | | 8 | E | E | E | 1 | | DALI | #2 |
| 81887 | | 1 | 36 | 220-240 | 50/60 | | | 2,9 | | 8 | E | E | E | 1 | | DALI | #2 |
| 81888 | | 1 | 36 | 220-240 | 50/60 | | | 2,9 | | 8 | E | E | E | 1 | | DALI | #2 |
| C00726 | □82x92 | 1 | 8,5 | 220-240 | 50/60 | | | 0,7 | | 7 | E | E | E | 1 | | ON-OFF | #1 |
| C00727 | | 1 | 8,5 | 220-240 | 50/60 | | | 0,7 | | 7 | E | E | E | 1 | HC | ON-OFF | #1 |
| C00728 | | 3 | 6,5 | | | 36 | 200 | 0,7 | | 7 | E | E | E | 1 | | - | #3 |
| C00729 | | 3 | 6,5 | | | 36 | 200 | 0,7 | | 7 | E | E | E | 1 | HC | - | #3 |
| C00746 | □112x120 | 1 | 15,8 | 220-240 | 50/60 | | | 1,58 | | 7 | E | E | E | 1 | | ON-OFF | #1 |
| C00747 | | 1 | 15,8 | 220-240 | 50/60 | | | 1,58 | | 7 | E | E | E | 1 | HC | ON-OFF | #1 |
| C00748 | | 1 | 15,8 | 220-240 | 50/60 | | | 1,58 | | 7 | E | E | E | 1 | | DALI | #2 |
| C00749 | | 1 | 15,8 | 220-240 | 50/60 | | | 1,58 | | 7 | E | E | E | 1 | HC | DALI | #2 |
| C00756 | □158x165 | 1 | 28 | 220-240 | 50/60 | | | 3,2 | | 7 | E | E | E | 1 | | ON-OFF | #1 |
| C00757 | | 1 | 28 | 220-240 | 50/60 | | | 3,2 | | 7 | E | E | E | 1 | HC | ON-OFF | #1 |
| C00758 | | 1 | 36 | 220-240 | 50/60 | | | 3,2 | | 7 | E | E | E | 1 | | ON-OFF | #1 |
| C00759 | | 1 | 36 | 220-240 | 50/60 | | | 3,2 | | 7 | E | E | E | 1 | HC | ON-OFF | #1 |
| C00760 | | 1 | 36 | 220-240 | 50/60 | | | 3,2 | | 7 | E | E | E | 1 | | DALI | #2 |
| C00761 | | 1 | 36 | 220-240 | 50/60 | | | 3,2 | | 7 | E | E | E | 1 | HC | DALI | #2 |

**Ta** -20°C ÷ 50°C

***NON FISSARE LA SORGENTE LUMINOSA | *DO NOT STARE AT THE LIGHT SOURCE.***

**DIMENSIONI | *DIMENSIONS***

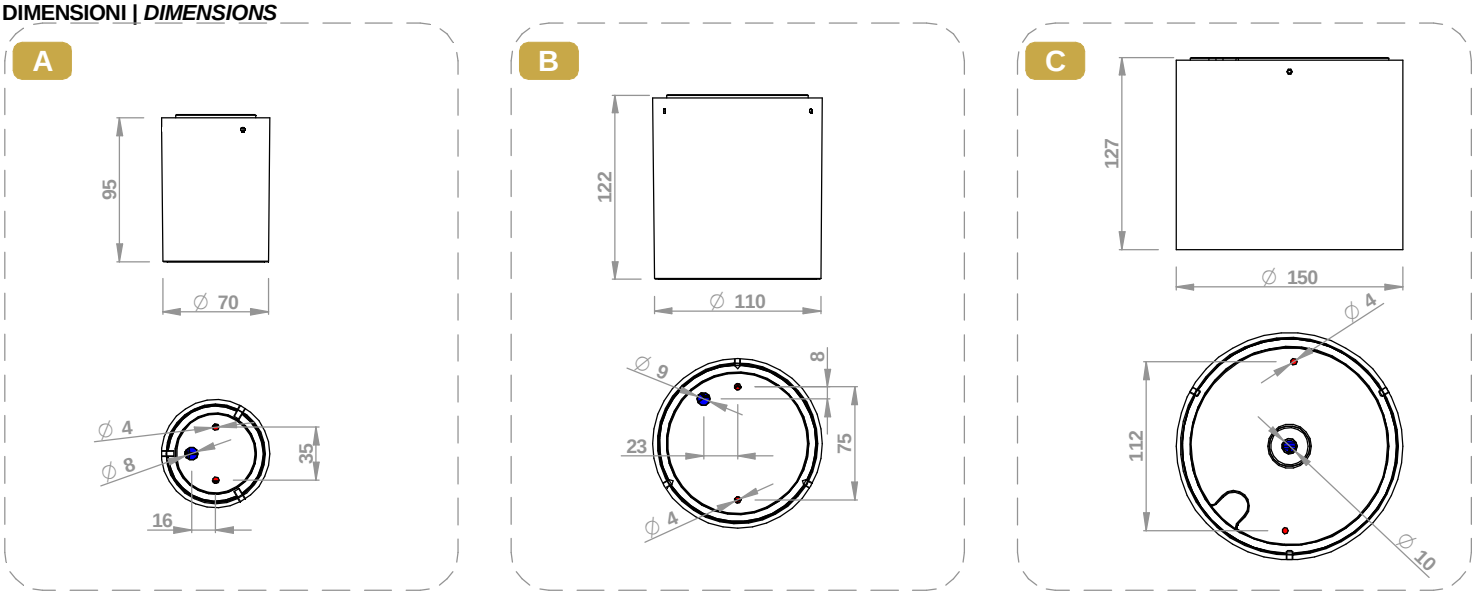

**SERIE | *SERIES:* PORTIK_R, _Q**
**BRAND: i-LèD**

**D**

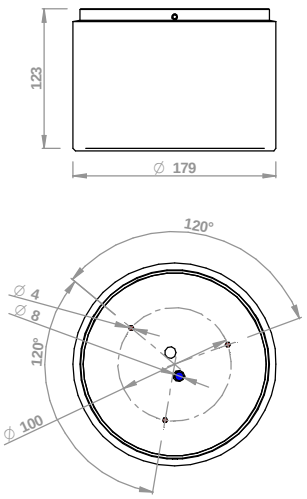


**E**

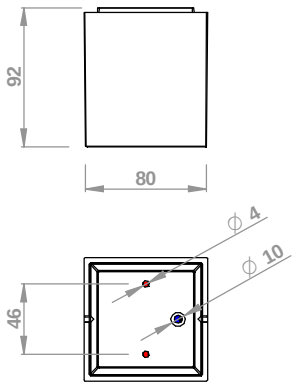


**F**

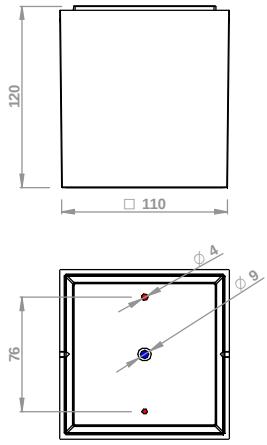


**G**

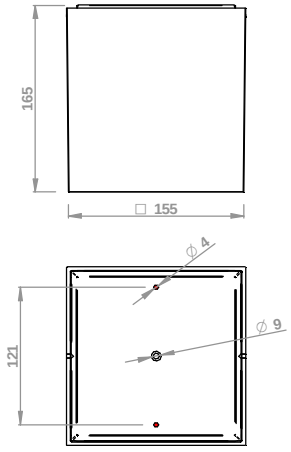


**INSTALLAZIONE CAVO MULTIPOLARE | *MULTI-CONDUCTOR CABLE INSTALLATION***

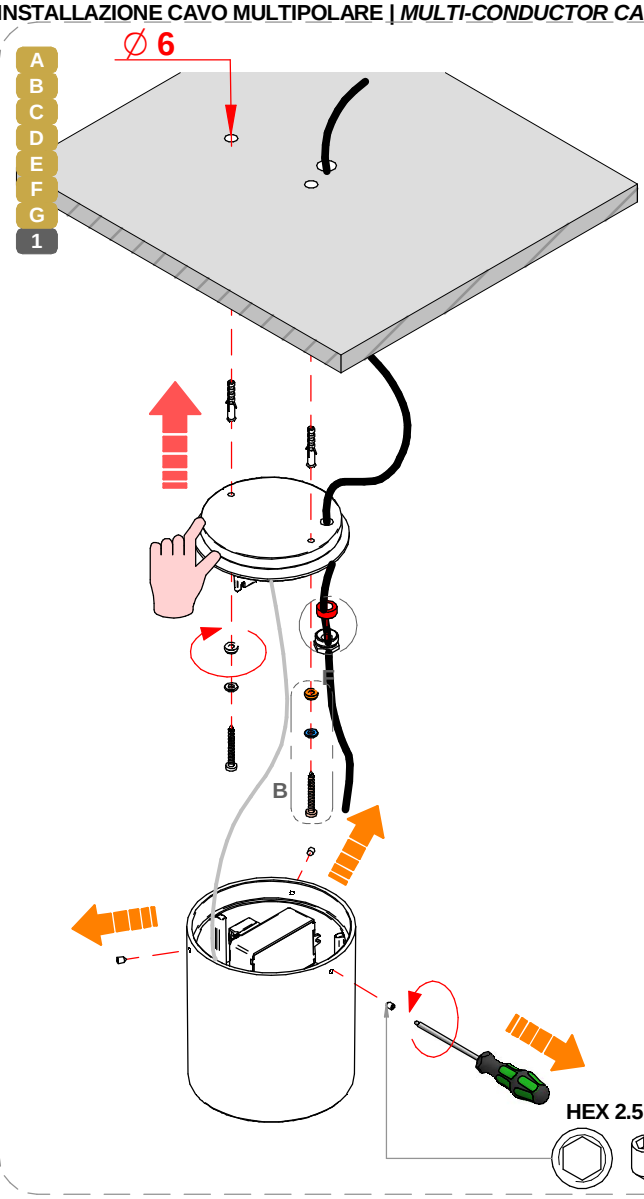


**RIMUOVERE LA MINUTERIA DI BLOCCO DEL OR E FAR PASSARE IL CAVO *ALL'INTERNO***

***REMOVE THE OR'S LOCKING HARDWARE AND ROUTE THE CABLES THROUGH IT***



**DETTAGLIO F**
**DETAIL F**

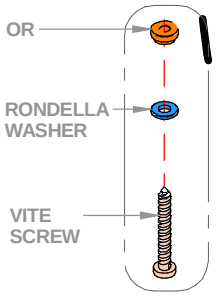


**DETTAGLIO B**
**DETAIL B**

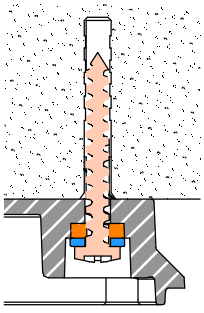

**LA PRESENZA DELL'O-RING E LA CORRETTA SEQUENZA DI VITE+RONDELLA+O-RING GARANTISCONO L'IP65. NON POSSONO ESSERE EFFETTUATE ALTRE TIPOLOGIE D'INSTALLAZIONE.**

***O-RING ENSURES IP65 RATING. THE CORRECT POSITIONING OF SCRW+WASHER+O-RING IS VERY IMPORTANT, OTHER TYPE OF INSTALLATION ARE NOT ALLOWED***

**SERIE | *SERIES:* PORTIK_R, _Q**

**BRAND: i-LèD**

## INSTALLAZIONE CAVO MULTIPOLARE | *MULTI-CONDUCTOR CABLE INSTALLATION*

**E' NECESSARIO SPELLARE IL CAVO PER 11mm E INSERIRLO FINO IN FONDO SENZA ARROTOLARLO**

***PEEL THE CABLE FOR 11mm AND INSERT IT ALL THE WAY IN WITHOUT TWISTING IT***

**COLORI CAVI POSSIBILI / *ALL CABLE COLORS***

- GIALLO-VERDE / ***YELLOW-GREEN*** = TERRA / ***GROUND***
- MARRONE / ***BROWN*** = FASE / ***LINE***
- BLU / *BLUE* = **NEUTRO / NEUTRAL**
- NERO / *BLACK* = **NEGATIVO - / *NEGATIVE -***
- ROSSO / *RED* = **POSITIVO + / *POSITIVE +***
- NERO / *BLACK* = **DALI 1**
- BIANCO / *WHITE* = **DALI 2**

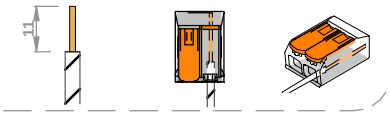


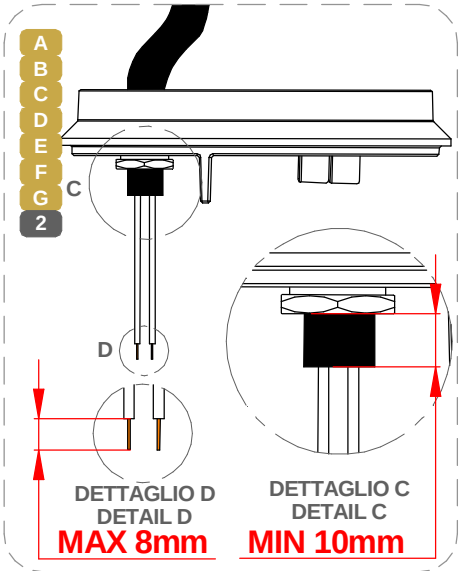


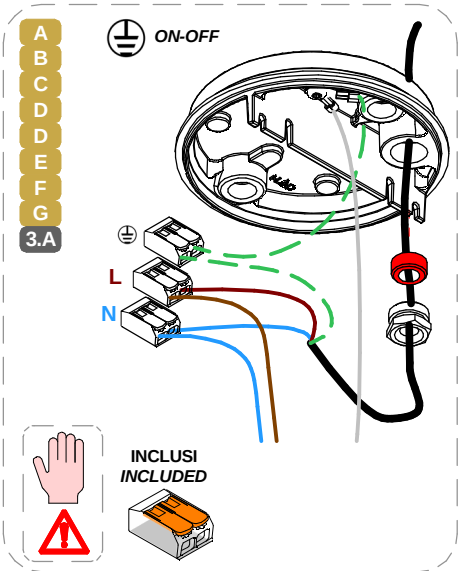


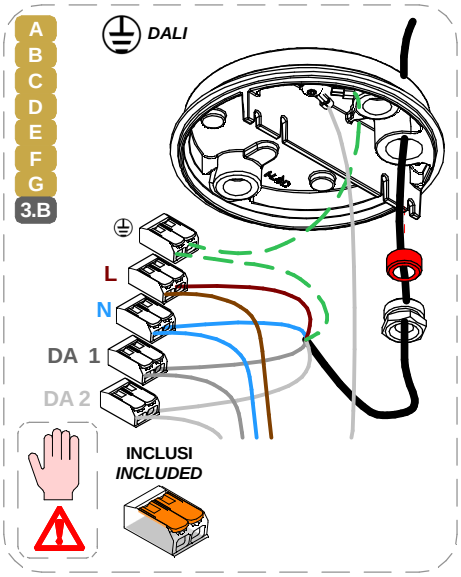


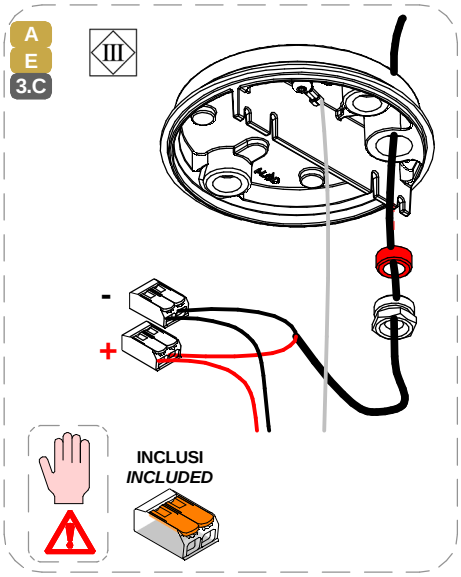


## INSTALLAZIONE CAVI SINGOLI | *SINGLE STRANDED CONDUCTORS INSTALLATION*

**SOSTITUIRE IL PRESSACAVO PRESENTE CON L'ACCESSORIO "E"; POSIZIONARLO COME NELLA VISTA**

***REPLACE THE EXISTING GROMMET WITH THE "E" ACCESSORY; LOCATE IT AS IN THE PICTURE***

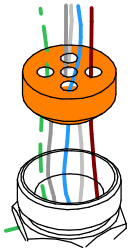

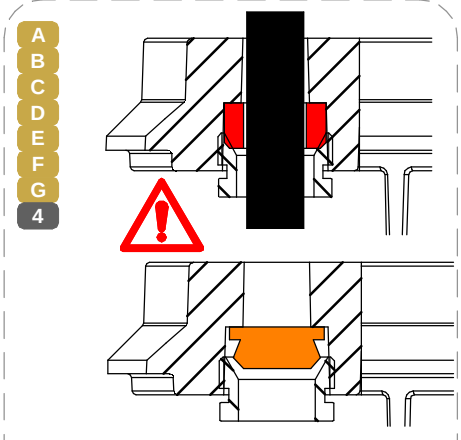


**RIPOSIZIONARE IL PRESSACAVO NELLA POSIZIONE CORRETTA COME NELLA VISTA**

***SET THE GROMMET IN THE CORRECT POSITION AS IN THE VIEW***

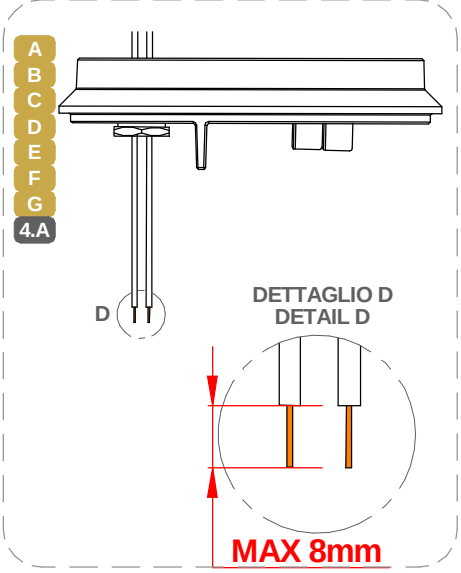

**SERIE | *SERIES:* PORTIK_R, _Q**

**BRAND: i-LèD**

A B C D E F G 5.A

*ON-OFF*

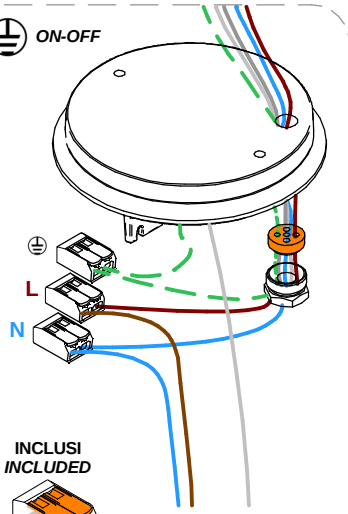


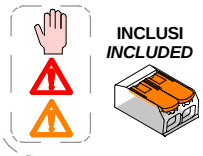

INCLUSI
*INCLUDED*



A B C D E F G 5.B

*DALI*

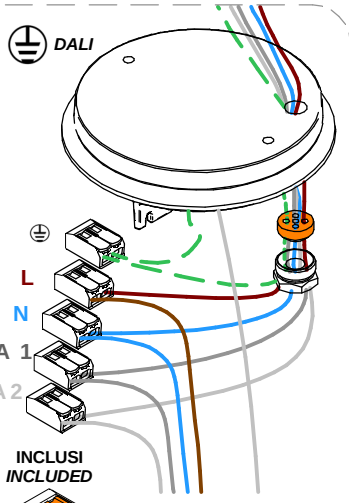


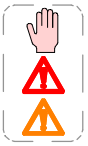

INCLUSI
*INCLUDED*



A E 5.C

III

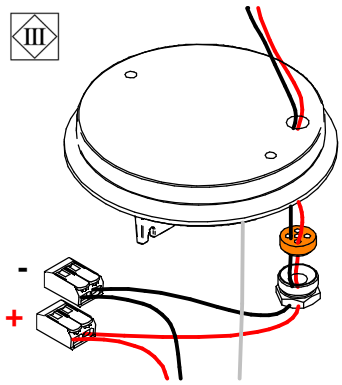


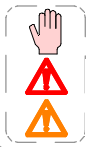

INCLUSI
*INCLUDED*



**CHIUSURA ARTICOLO | *ITEM CLOSURE***

A B C D E F G 6

**ATTENZIONE: NON PIZZICARE IL CAVO DI SICUREZZA DURANTE LA CHIUSURA DEL TAPPO**

***CAUTION: DO NOT SNAP THE SAFETY CORD ON CLOSING THE CAP***

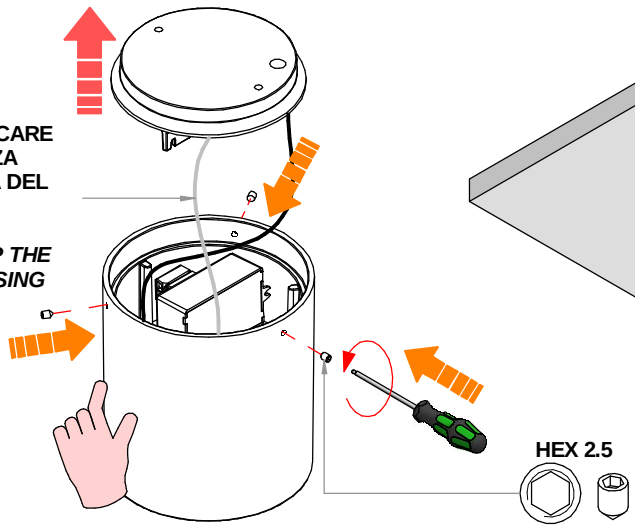


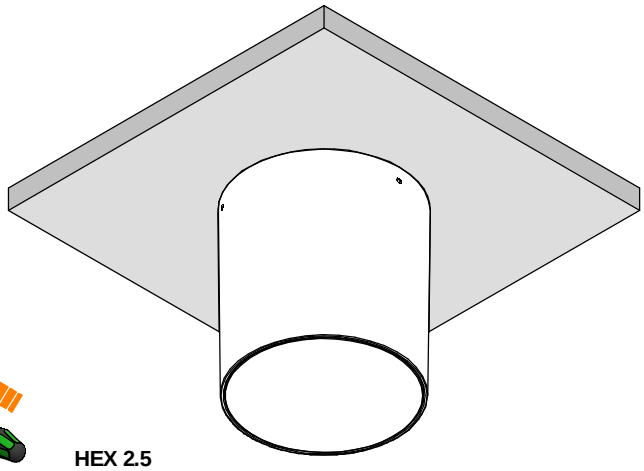

**INSTALLAZIONE ACCESSORIO C-F100018 | *ACCESSORIE C-F100018 INSTALLATION***

B F 1.F

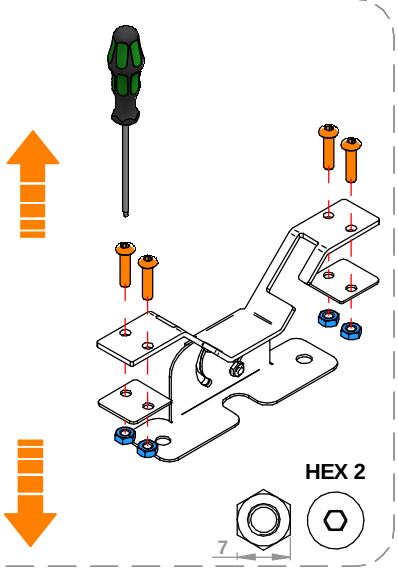


B F 2.F

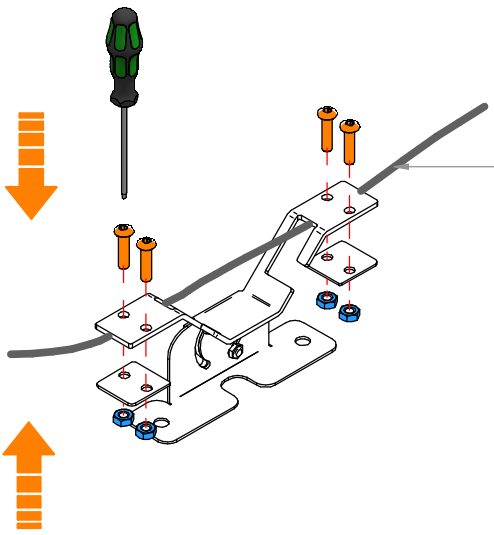



**CAVO IN ACCIAO MASSIMO Ø8mm, NON SONO AMMESSI CAVI DI ALIMENTAZIONE O IN ALTRI MATERIALI**

***STEEL CABLE MAX Ø8mm. POWER CABLES OR CABLES MADE OF OTHER MATERIALS ARE NOT ALLOWED***

**SERIE | *SERIES:* PORTIK_R, _Q**

**BRAND: i-LèD**

B F 3.F

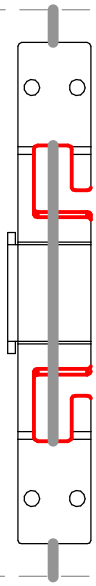

B F 4.F

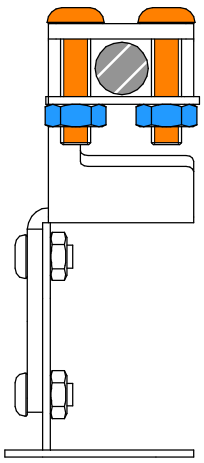

B F 5.F

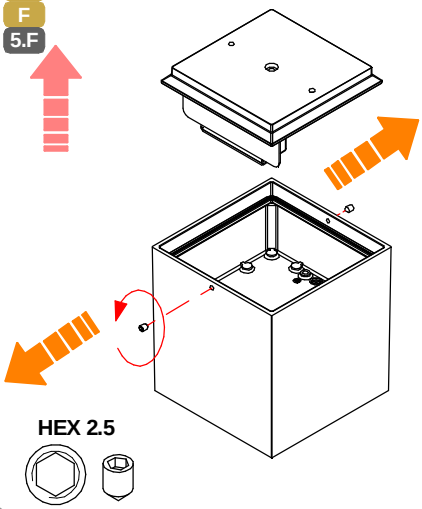


B F 6.F

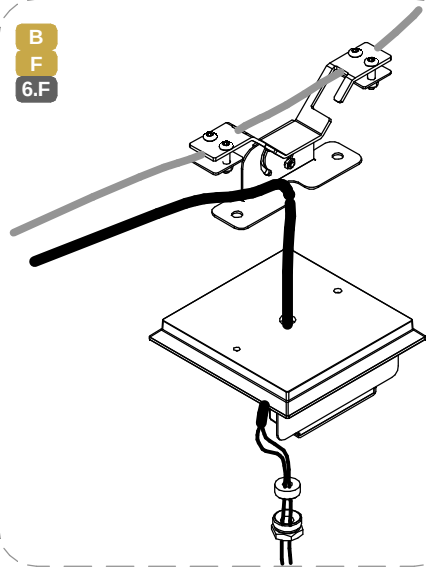

B F 7.F

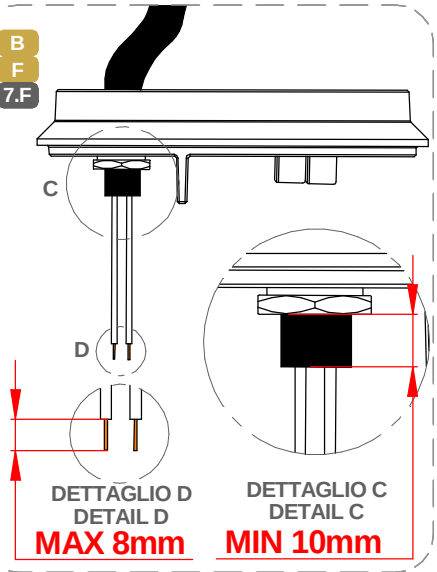


B F 8.F

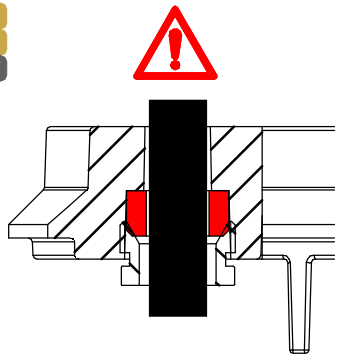

**RIPOSIZIONARE IL PRESSACAVO NELLA POSIZIONE CORRETTA COME NELLA VISTA**

***SET THE GROMMET IN THE CORRECT POSITION AS IN THE VIEW***

B F 9.F

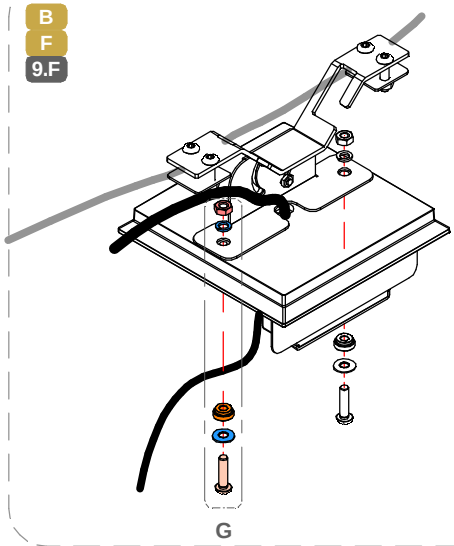


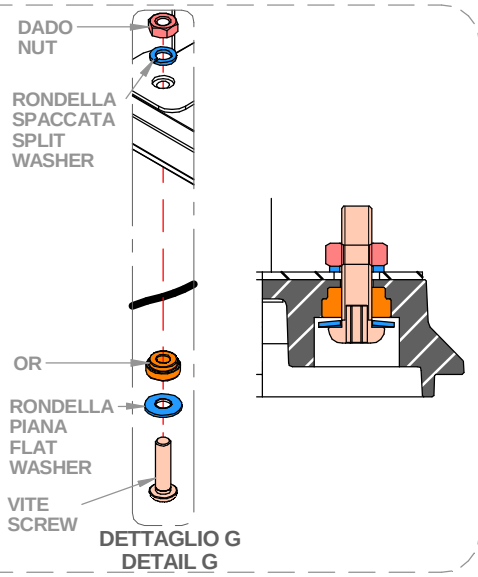


B F 10.F

**LA PRESENZA DELL'O-RING E LA CORRETTA SEQUENZA DI VITE+RONDELLA+O-RING GARANTISCONO L'IP65. NON POSSONO ESSERE EFFETTUATE ALTRE TIPOLOGIE D'INSTALLAZIONE.**

***O-RING ENSURES IP65 RATING. THE CORRECT POSITIONING OF SCRW+WASHER+O-RING IS VERY IMPORTANT, OTHER TYPE OF INSTALLATION ARE NOT ALLOWED***

**SERIE | *SERIES:*** PORTIK_R, _Q

**BRAND:** i-LèD

B F 11.F

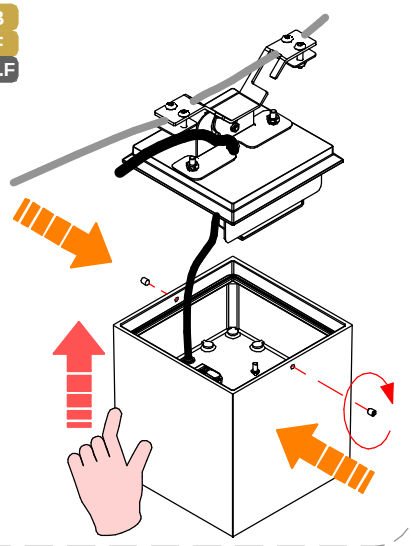

B F 12.F

**REGOLAZIONE**
***ADJUSTMENT***

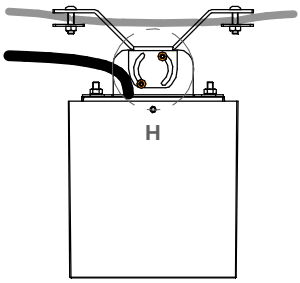


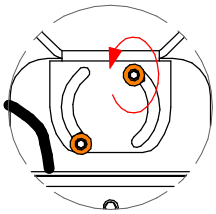

DETTAGLIO H
DETAIL H

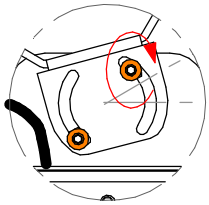

DETTAGLIO I
DETAIL I

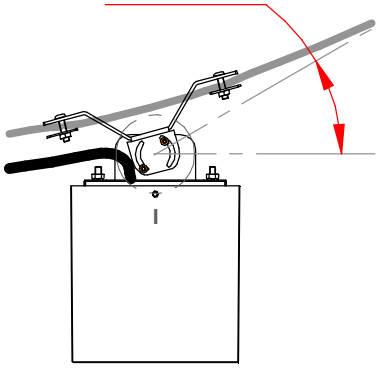


B F 13.F

**SILICONE CONSIGLIATO PER MITIGARE IL RISTAGNO D'ACQUA**
***RECOMMENDED SILICONE TO AVOID WATER POOLING***

8h

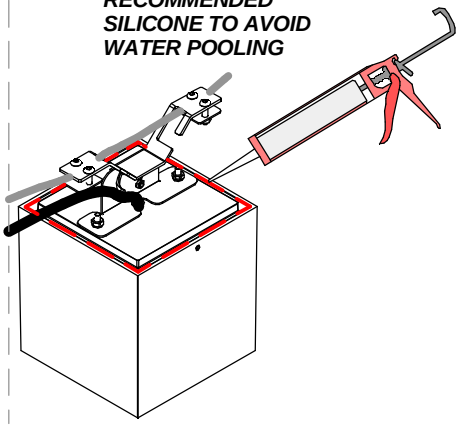

**CABLAGGIO / *WIRING***

**1**

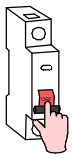

TUTTE LE OPERAZIONI DI COLLEGAMENTO ALLA RETE ELETTRICA DEVONO ESSERE CONDOTTE IN MANCANZA DI TENSIONE

*ALL THE WIRING OPERATION MUST BE PERFORMED WITH MCB IN OFF POSITION*

**2**



SE IL PRODOTTO E' DEFINITO IN CLASSE 1, IL CONDUTTORE DI MESSA A TERRA DI PROTEZIONE DEVE ESSERE SEMPRE COLLEGATO

*IF THE FITTING IS CLASS 1 RATED, THE CPC | EARTH | PE CONDUCTOR MUST BE CONNECTED*

**3**

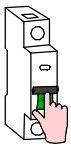

SE L'IMPIANTO E' STATO COMPLETATO ED E' IN SICUREZZA, PUO' ESSERE ALIMENTATO

*WHEN THE CIRCUIT IS COMPLETED AND SAFE, MCB CAN BE SET IN ON POSITION*

SE IL PRODOTTO E' DEFINITO IN CLASSE 3, IL CIRCUITO SECONDARIO A BASSA TENSIONE DEVE ESSERE COLLEGATO ALL'ALIMENTATORE PRIMA CHE QUESTO SIA SOTTO TENSIONE

*IF THE FITTING IS CLASS 3 RATED, THE LOW VOLTAGE CIRCUIT MUST BE WIRED BEFORE THE POWER SUPPLY IS POWERED ON*

SE IL CARICO VENISSE COLLEGATO AD ALIMENTATORE SOTTO TENSIONE, I PRODOTTI POTREBBERO DANNEGGIARSI, SUBENDO UN DANNO DA SOVRATENSIONE
*IF THE LOAD IS WIRED TO AN ALREADY ON POWER SUPPLY, THE FITTINGS COULD BE DAMAGED BY VOLTAGE SURGE*

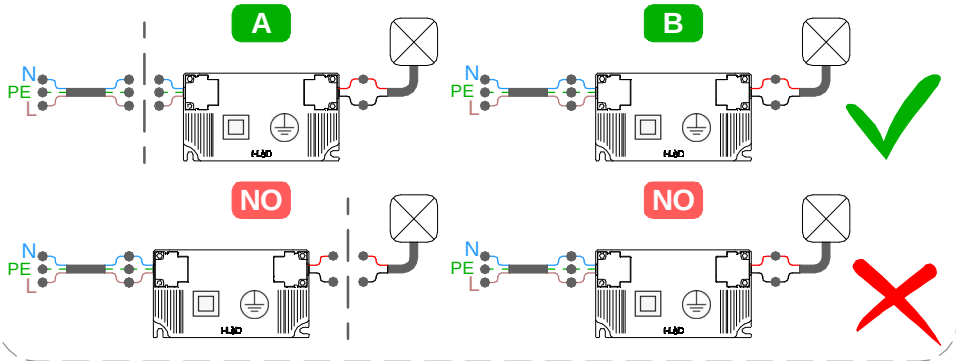


**N° MAX *DEVICES*** MCB **AC**

**N° DI PRODOTTI PER MAGNETORTERMICO**
***N° OF LIGHT FITTINGS PER MCB***

| CODICE *CODE* | B10 | B16 | B20 | C10 | C16 | C20 |
|---|---|---|---|---|---|---|
| C00467 | 40 | 64 | 20 | 64 | 102 | 128 |
| C00480 | 40 | 64 | 20 | 64 | 102 | 128 |
| C00471 | 8 | 15 | 18 | 14 | 24 | 30 |
| C00482 | 8 | 15 | 18 | 14 | 24 | 30 |
| C00483 | 44 | 71 | 89 | 71 | 144 | 142 |
| C00484 | 44 | 71 | 89 | 71 | 144 | 142 |
| C01516 | 16 | 25 | 31 | 25 | 40 | 50 |
| C01517 | 16 | 25 | 31 | 25 | 40 | 50 |
| C01518 | 16 | 25 | 31 | 25 | 40 | 50 |
| C01519 | 16 | 25 | 31 | 25 | 40 | 50 |
| 81877 | 22 | 36 | 44 | 37 | 59 | 74 |
| 81878 | 22 | 36 | 44 | 37 | 59 | 74 |
| 81879 | 22 | 36 | 44 | 37 | 59 | 74 |
| 81880 | 22 | 36 | 44 | 37 | 59 | 74 |
| 81371 | 22 | 36 | 44 | 37 | 59 | 74 |
| 81372 | 22 | 36 | 44 | 37 | 59 | 74 |
| 81373 | 22 | 36 | 44 | 37 | 59 | 74 |
| 81374 | 22 | 36 | 44 | 37 | 59 | 74 |
| 81885 | 25 | 39 | 50 | 29 | 46 | 58 |
| 81886 | 25 | 39 | 50 | 29 | 46 | 58 |
| 81887 | 25 | 39 | 50 | 29 | 46 | 58 |
| 81888 | 25 | 39 | 50 | 29 | 46 | 58 |
| C00726 | 17 | 28 | 36 | 29 | 48 | 60 |
| C00727 | 17 | 28 | 36 | 29 | 48 | 60 |
| C00746 | 8 | 15 | 18 | 14 | 24 | 30 |
| C00747 | 8 | 15 | 18 | 14 | 24 | 30 |
| C00748 | 50 | 79 | 99 | 58 | 92 | 115 |
| C00749 | 50 | 79 | 99 | 58 | 92 | 115 |
| C00756 | 22 | 36 | 45 | 37 | 60 | 75 |
| C00757 | 22 | 36 | 45 | 37 | 60 | 75 |
| C00758 | 11 | 18 | 22 | 18 | 30 | 37 |
| C00759 | 11 | 18 | 22 | 18 | 30 | 37 |
| C00760 | 30 | 47 | 59 | 34 | 55 | 70 |
| C00761 | 30 | 47 | 59 | 34 | 55 | 70 |

**SERIE | *SERIES:* PORTIK_R, _Q**

**BRAND: i-LèD**

MARRONE / BROWN = LINEA / *LINE*
AZZURRO / LIGHT BLUE = NEUTRO / *NEUTRAL*
GIALLO-VERDE / YELLOW-GREEN = TERRA / EARTH CPC | PE

**CABLAGGIO IN PARALLELO | *PARALLEL WIRING***
**TENSIONE DI RETE | *MAINS VOLTAGE***

**AC #1**

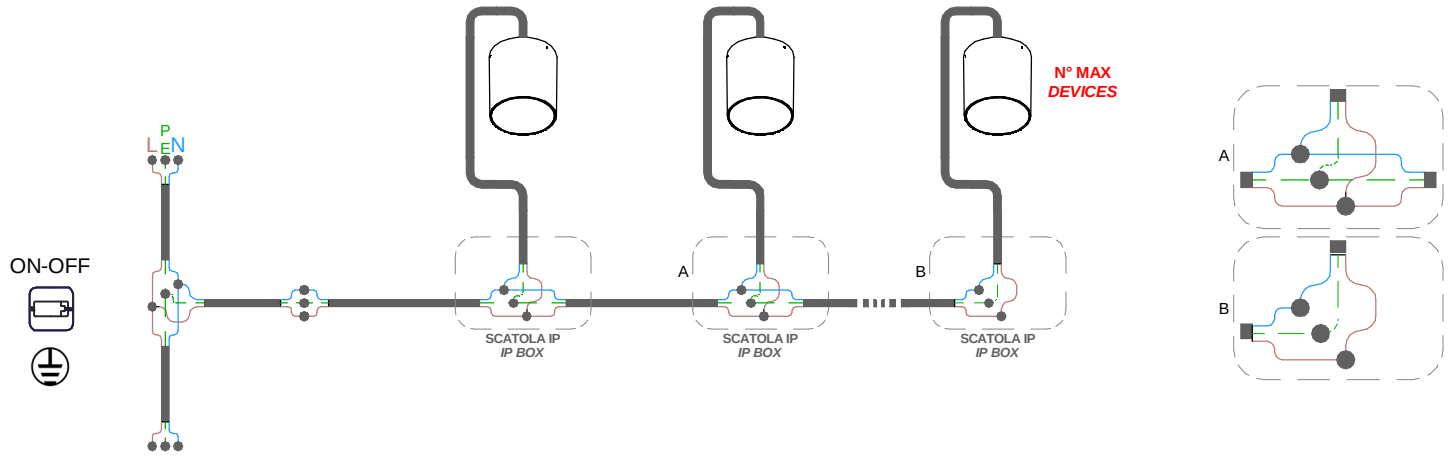


**CABLAGGIO IN PARALLELO | *PARALLEL WIRING***
**TENSIONE DI RETE | *MAINS VOLTAGE***

**AC #2**

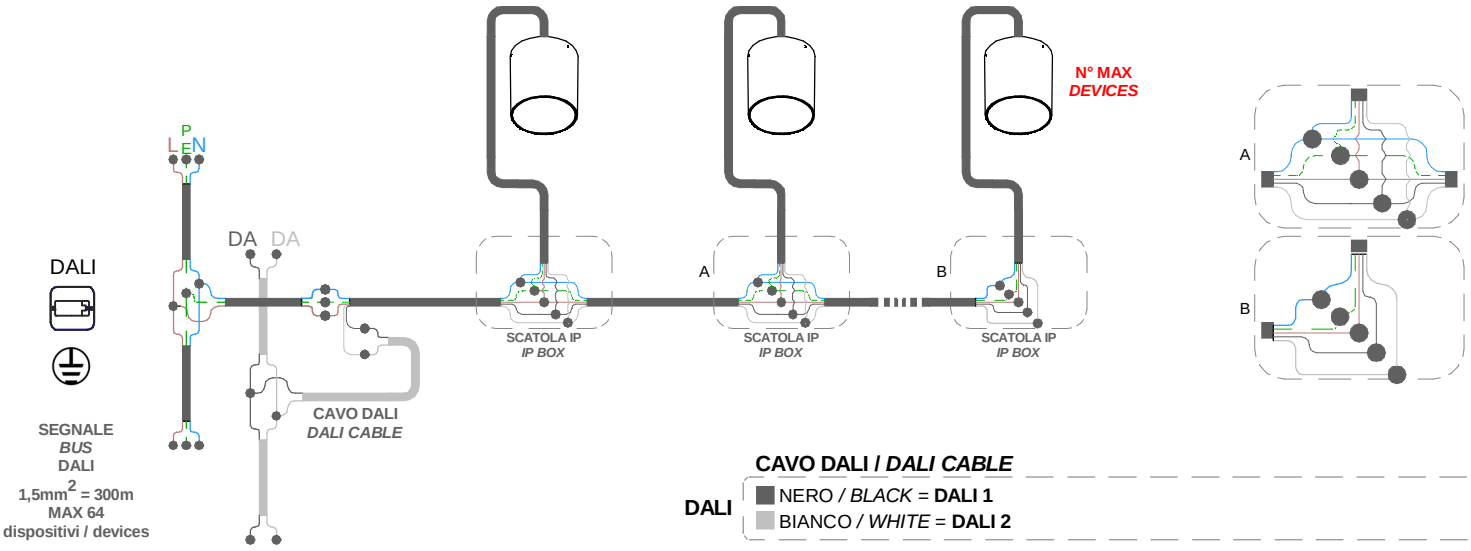


**CAVO DALI / *DALI CABLE***

**DALI**
NERO / *BLACK* = **DALI 1**
BIANCO / *WHITE* = **DALI 2**

**CABLAGGIO IN SERIE | CORRENTE COSTANTE**
***SERIES WIRING* | *CONSTANT CURRENT***

**CC #3**

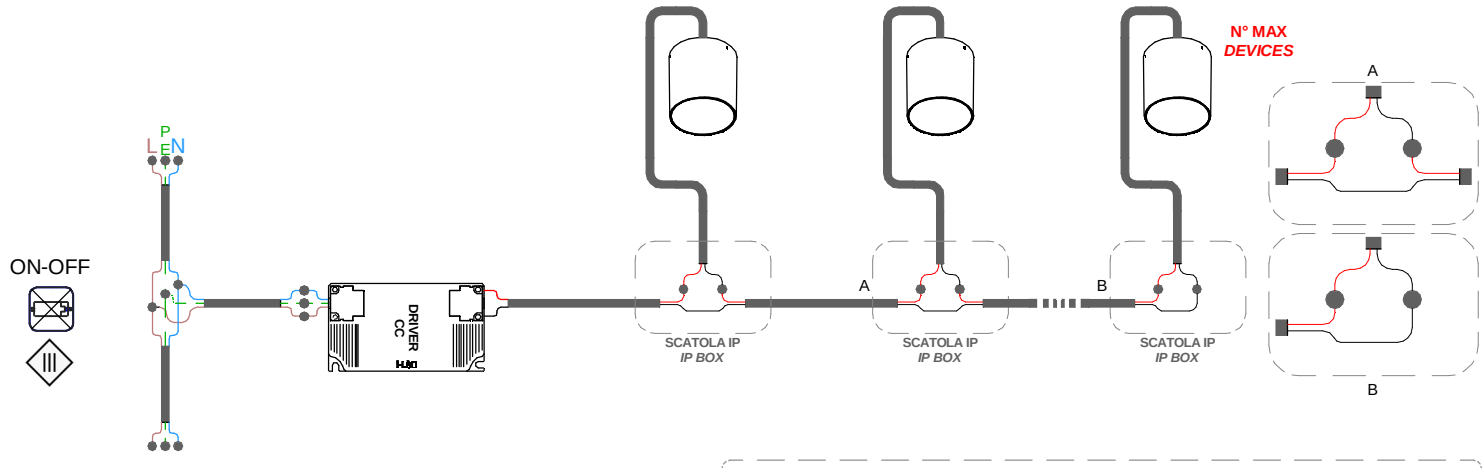


NERO/*BLACK* = **NEGATIVO - / *NEGATIVE* -**
ROSSO/*RED* = **POSITIVO + / *POSITIVE* +**

**SERIE | *SERIES:* PORTIK_R, _Q**

**BRAND: i-LèD**

**CABLAGGIO IN SERIE | CORRENTE COSTANTE**
***SERIES WIRING | CONSTANT CURRENT***

CC #3

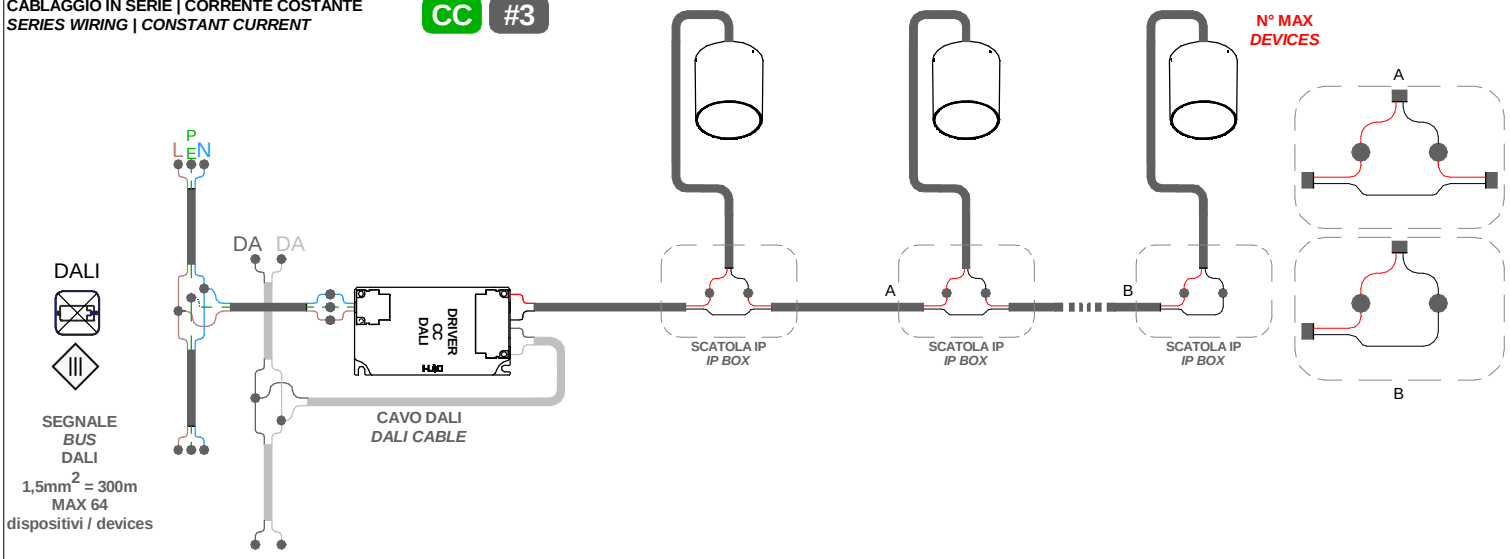


**CABLAGGIO IN SERIE | CORRENTE COSTANTE**
***SERIES WIRING | CONSTANT CURRENT***

CC #3

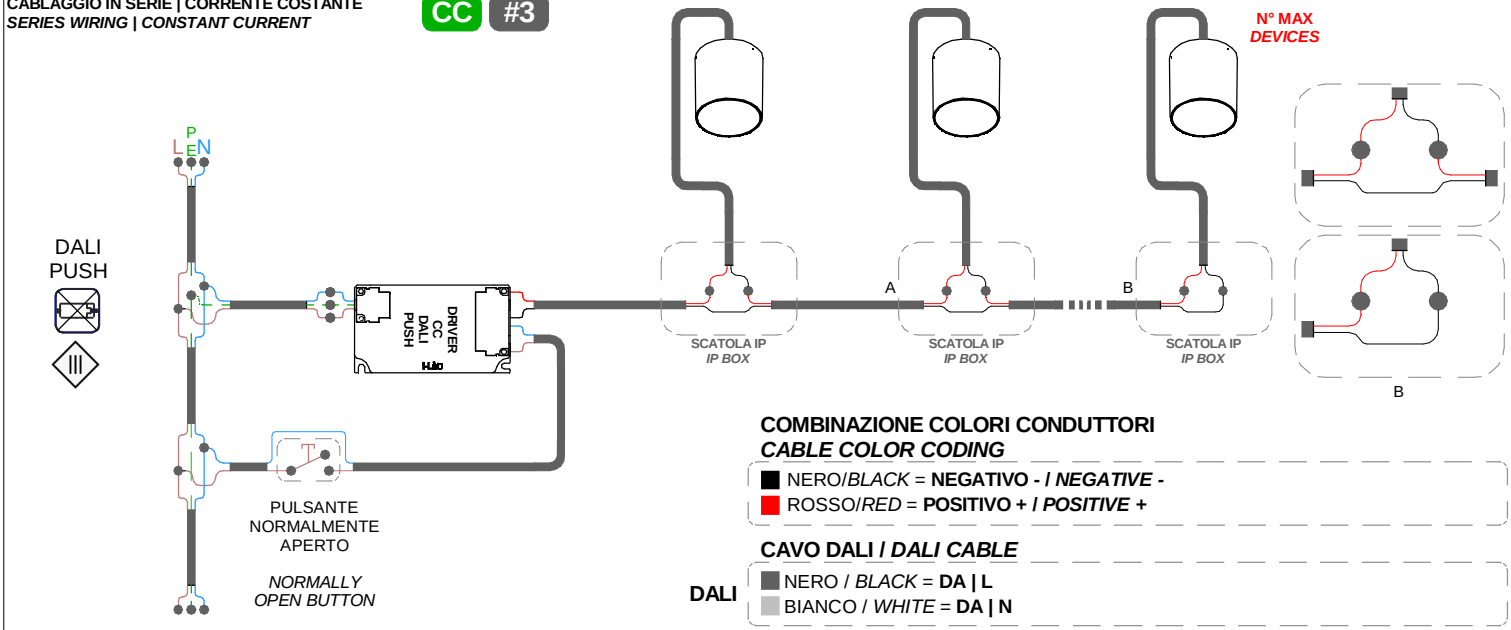


**COMBINAZIONE COLORI CONDUTTORI**
***CABLE COLOR CODING***

- NERO/*BLACK* = **NEGATIVO - / *NEGATIVE* -**
- ROSSO/*RED* = **POSITIVO + / *POSITIVE* +**

**CAVO DALI / *DALI CABLE***

**DALI**
- NERO / *BLACK* = **DA | L**
- BIANCO / *WHITE* = **DA | N**

**N° MAX *DEVICES*** **CC** **N° MAX SERIES DEVICES**

| | DRIVER | | | | |
|---|---|---|---|---|---|
| | ON \| OFF | ON \| OFF | DALI \| PUSH | ON \| OFF | DALI \| PUSH |
| **CODICE *CODE*** | **89421** | **C-E200006** | **C-E200004** | **99342** | **C-E200005** |
| **C00468** | 1 | 1-2 | 1-2 | - | - |
| **C00481** | 1 | 1-2 | 1-2 | - | - |
| **C00728** | - | - | - | 1 | 1 |
| **C00729** | - | - | - | 1 | 1 |