SERIE / *SERIES*: BERET_R, BERET_X ANTIGLARING, BERET_Q, CLIP_HM

BRAND: i-LED

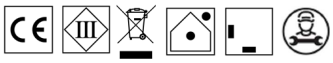

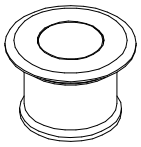

BERET_R
92065
92061
92066
92067
92068
81469
77661

A

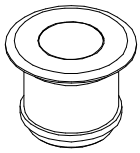

BERET_X Anti-glaring
97800
97801
97797
97798
97799
81471
77662

B

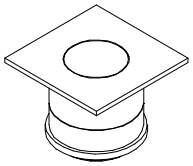

BERET_Q
92088
92092
92069
92076
92077
77664

C

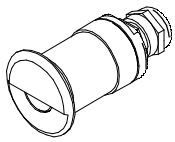

CLIP_HM
ϕ25
82710

D

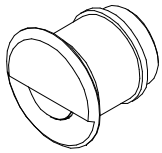

CLIP_HM
ϕ35
82701
82702
82703

E

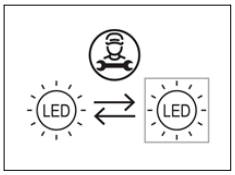

SPECIFICHE PRODOTTI - CODICI | *PRODUCTS SPECIFICATION - CODES*

CODE	Type	Finish	Dimensions [mm]	Drywall cutout ø [mm]	Power DC [W]	Input Voltage [V]	Input Current [mA]	Weight [Kg]	Static Load [Kg]	Safety Class	IP	CRI	CCT [°K] - Energy Class			N° Light Source	Type of Conn.
													2700	3000	4000		
92065	Beret_R	WHITE	Ø 35x28	29	1	3	350	0,06	500	3	66	80	D	D	D	1	Y
92061	Beret_R	GREY	Ø 35x28	29	1	3	350	0,06	500	3	66	80	D	D	D	1	Y
92066	Beret_R	CHROME	Ø 35x28	29	1	3	350	0,06	500	3	66	80	D	D	D	1	Y
92067	Beret_R	NIKEL	Ø 35x28	29	1	3	350	0,06	500	3	66	80	D	D	D	1	Y
92068	Beret_R	STEEL	Ø 35x28	29	1	3	350	0,06	500	3	66	80	D	D	D	1	Y
81469	Beret_R	BRASS	Ø 35x28	29	1	3	350	0,06	500	3	66	80	D	D	D	1	Y
77661	Beret_R	GUN METAL	Ø 35x28	29	1	3	350	0,06	500	3	66	80	D	D	D	1	Y
97800	Beret_X	WHITE	Ø 35x28	29	1	3	350	0,06	500	3	66	80	D	D	D	1	Y
97801	Beret_X	GREY	Ø 35x28	29	1	3	350	0,06	500	3	66	80	D	D	D	1	Y
97797	Beret_X	CHROME	Ø 35x28	29	1	3	350	0,06	500	3	66	90	D	D	D	1	Y
97798	Beret_X	NIKEL	Ø 35x28	29	1	3	350	0,06	500	3	66	90	D	D	D	1	Y
97799	Beret_X	STEEL	Ø 35x28	29	1	3	350	0,06	500	3	66	90	D	D	D	1	Y
81471	Beret_X	BRASS	Ø 35x28	29	1	3	350	0,06	500	3	66	90	D	D	D	1	Y
77662	Beret_X	GUN METAL	Ø 35x28	29	1	3	350	0,06	500	3	66	90	D	D	D	1	Y
92088	Beret_Q	WHITE	□75x28	29	1	3	350	0,06	500	3	66	90	D	D	D	1	Y
92092	Beret_Q	GREY	□75x28	29	1	3	350	0,06	500	3	66	90	D	D	D	1	Y
92069	Beret_Q	CHROME	□75x28	29	1	3	350	0,06	500	3	66	90	D	D	D	1	Y
92076	Beret_Q	NIKEL	□75x28	29	1	3	350	0,06	500	3	66	90	D	D	D	1	Y
92077	Beret_Q	STEEL	□75x28	29	1	3	350	0,06	500	3	66	80	D	D	D	1	Y
77664	Beret_Q	GUN METAL	□75x28	29	1	3	350	0,06	500	3	66	80	D	D	D	1	Y
82710	Clip_Hm	STEEL	Ø 25x46	19	1	3	350	0,06	-	3	66	80	D	D	D	1	Y
82701	Clip_Hm	WHITE	Ø 35x28	28	1	3	350	0,06	-	3	66	75	D	D	D	1	Y
82702	Clip_Hm	GREY	Ø 35x28	28	1	3	350	0,06	-	3	66	72	D	D	D	1	Y
82703	Clip_Hm	DARK BROWN	Ø 35x28	28	1	3	350	0,06	-	3	66	69	D	D	D	1	Y

*L'insieme faretto + controcassa una volta installati grarantisce la resistenza al carico statico pari a quanto tiportato in tabella.
*Once installed, the spotlight + housing assembly guarantees static load resistance equal to the values given in the table.

Ta -20°C ÷ 50°C

SERIE / *SERIES*: BERET_R, BERET_X ANTIGLARING, BERET_Q, CLIP_HM

BRAND: i-LED

IP68 **CONNESIONE IP** *IP CONNECTION*

ACCESSORI INCLUSI / *ACCESSORIES INCLUDED*

ASSICURARSI CHE LA CONTROCASSA OD IL PRODOTTO SIANO POSIZIONATI SU UNA SUPEFICE PIANA
MAKE SURE THE OUTER CASING OR THE LIGHT FITTING ARE PLACED ON A FLAT SURFACE

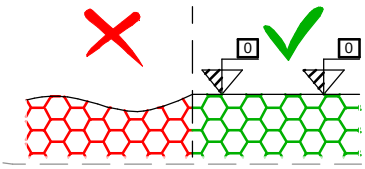

MOLLA PER INSTALLAZIONE SU CARTONGESSO
DRYWALL SPRING INSTALLATION

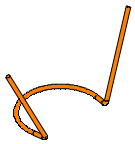

MOLLA PER INSTALLAZIONE SU CONTROCASSA
OUTER CASING SPRING INSTALLATION

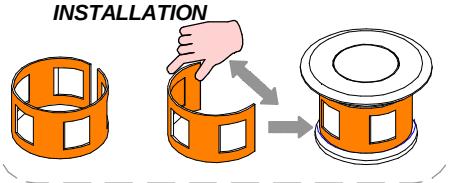

ACCESSORI NON INCLUSI / *ACCESSORIES NOT INCLUDED*

CONTROCASSA / *OUTERCASING*

A B C E

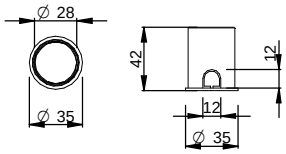

84336

CONTROCASSA / *OUTERCASING*

A B C E

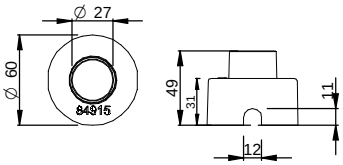

84915

CONTROCASSA / *OUTERCASING*

D

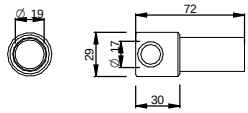

99676

A **CAVO *CABLE* 1m**

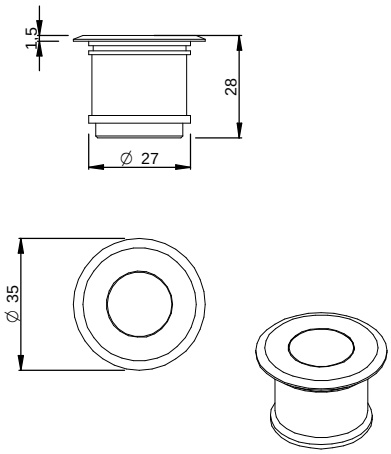

B **CAVO *CABLE* 1m**

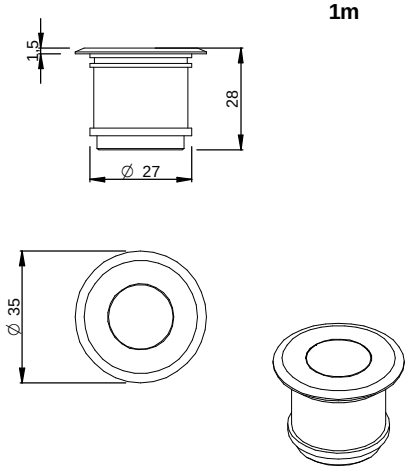

C **CAVO *CABLE* 1m**

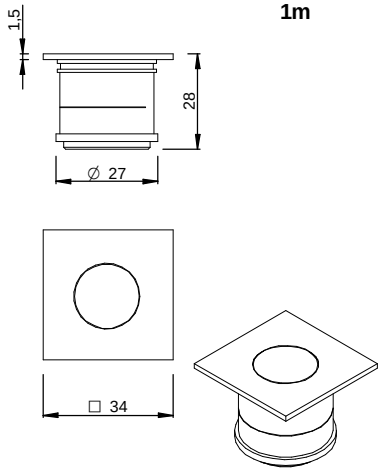

D **CAVO *CABLE* 1m**

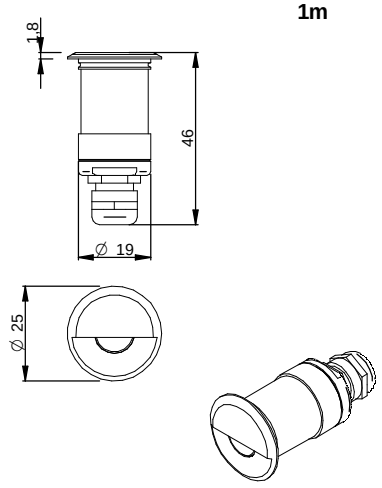

E **CAVO *CABLE* 1m**

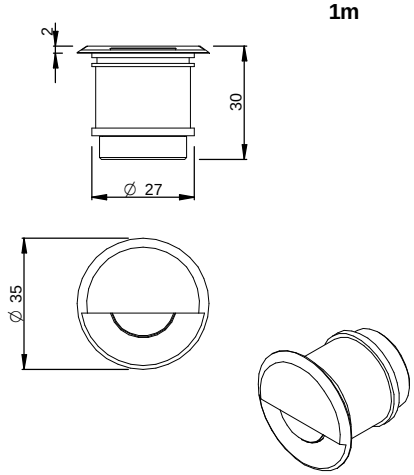

SERIE / *SERIES*: BERET_R, BERET_X ANTIGLARING, BERET_Q, CLIP_HM

BRAND: i-LED

IP68 **CONNESIONE IP** *IP CONNECTION*

INSTALLAZIONE UPLIGHT A PAVIMENTO AD INCASSO / *RECESSED INGROUND UPLIGHT INSTALLATION*

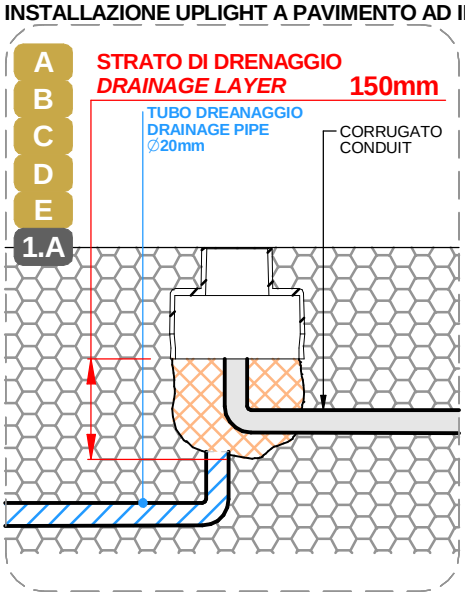

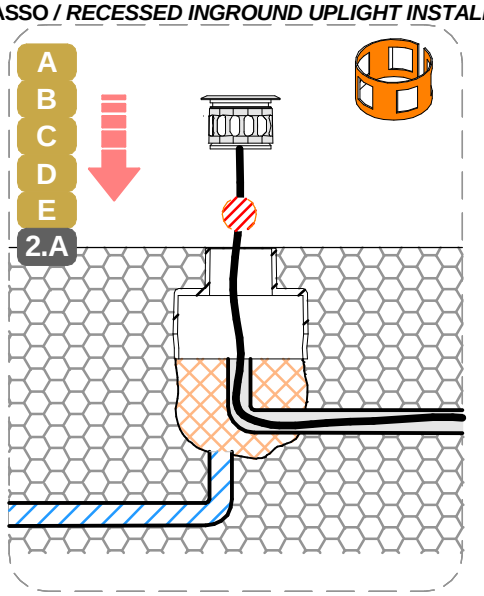

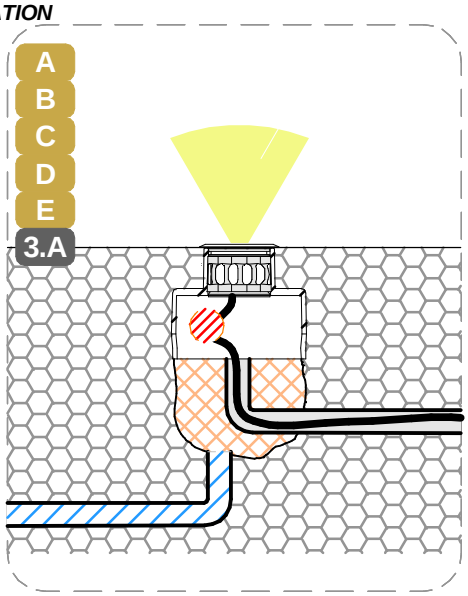

INSTALLAZIONE A PARETE AD INCASSO / *RECESSED WALL INSTALLATION*

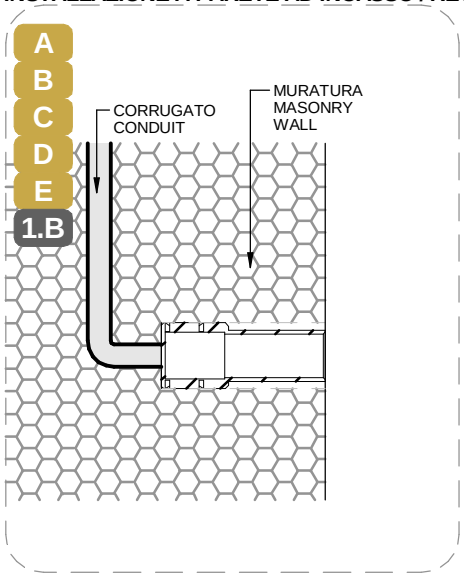

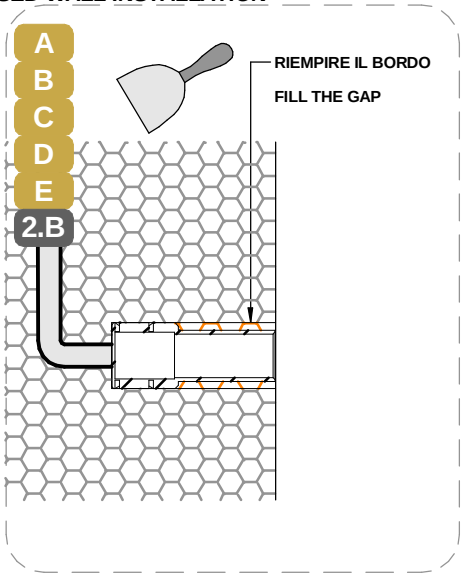

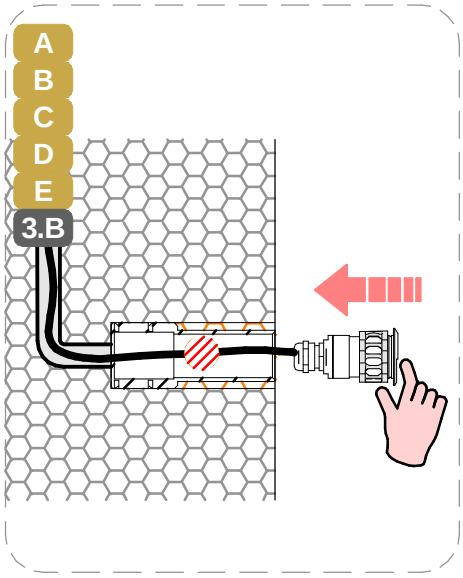

INSTAL. SU CARTONGESSO, PARETE, SOFFITTO | *DRYWALL INSTALLATION, WALL, CEILING*

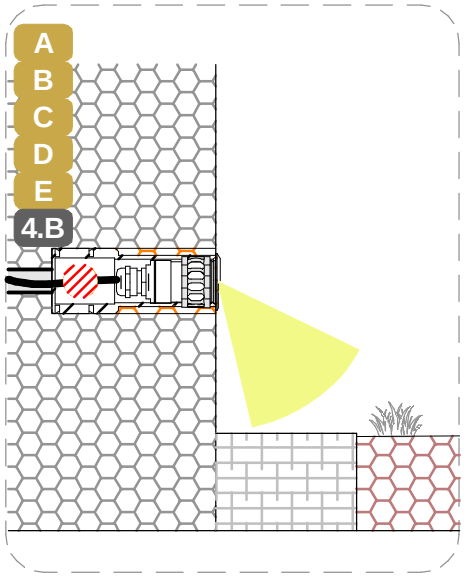

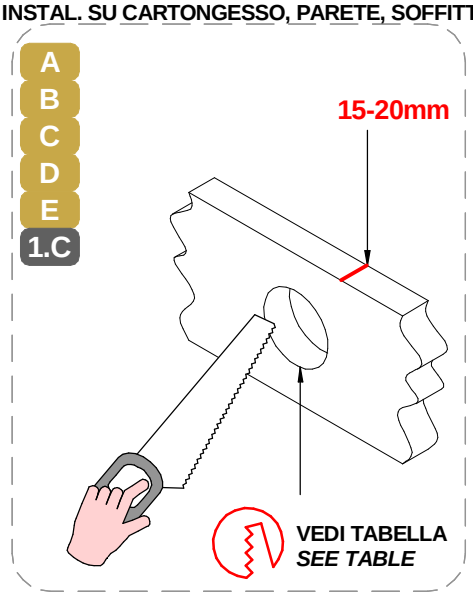

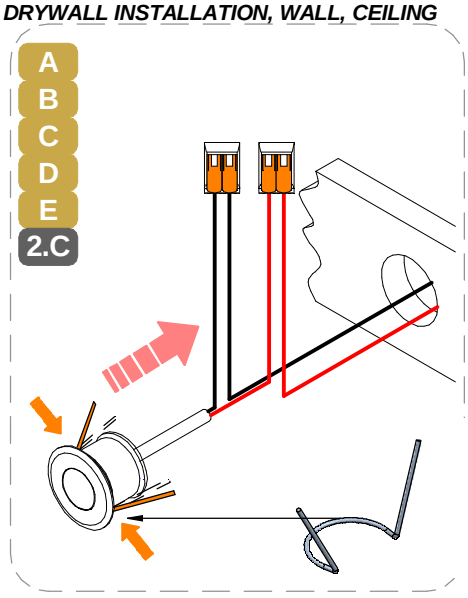

SERIE / *SERIES*: BERET_R, BERET_X ANTIGLARING, BERET_Q, CLIP_HM

BRAND: i-LED

MARRONE / BROWN = LINEA / *LINE*
AZZURRO / LIGHT BLUE = NEUTRO / *NEUTRAL*
GIALLO-VERDE / YELLOW-GREEN = TERRA / EARTH CPC | PE

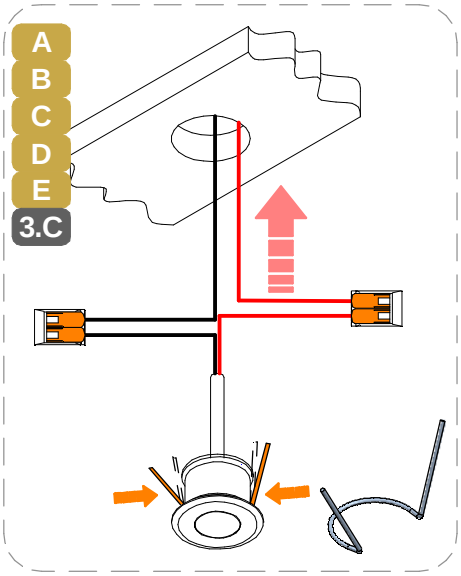

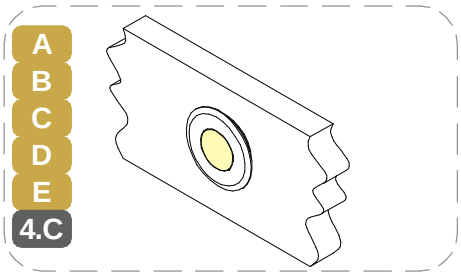

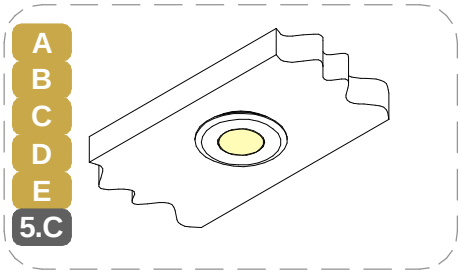

INSTALLAZIONE ALL'ESTERNO
USARE CONNETTORI
CON GRADO IP65
OUTDOORS INSTALLATION
USE CONNECTORS
WITH IP65 RATING

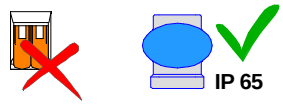

CABLAGGIO / *WIRING*

1



TUTTE LE OPERAZIONI DI COLLEGAMENTO ALLA RETE ELETTRICA DEVONO ESSERE CONDOTTE IN MANCANZA DI TENSIONE

ALL THE WIRING OPERATION MUST BE PERFORMED WITH MCB IN OFF POSITION

2



SE IL PRODOTTO E' DEFINITO IN CLASSE 1, IL CONDUTTORE DI MESSA A TERRA DI PROTEZIONE DEVE ESSERE SEMPRE COLLEGATO

IF THE FITTING IS CLASS 1 RATED, THE CPC | EARTH | PE CONDUCTOR MUST BE CONNECTED

3

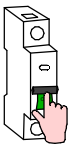

SE L'IMPIANTO E' STATO COMPLETATO ED E' IN SICUREZZA, PUO' ESSERE ALIMENTATO

WHEN THE CIRCUIT IS COMPLETED AND SAFE, MCB CAN BE SET IN ON POSITION



SE IL PRODOTTO E' DEFINITO IN CLASSE 3, IL CIRCUITO SECONDARIO A BASSA TENSIONE DEVE ESSERE COLLEGATO ALL'ALIMENTATORE PRIMA CHE QUESTO SIA SOTTO TENSIONE

IF THE FITTING IS CLASS 3 RATED, THE LOW VOLTAGE CIRCUIT MUST BE WIRED BEFORE THE POWER SUPPLY IS POWERED ON

SE IL CARICO VENISSE COLLEGATO AD ALIMENTATORE SOTTO TENSIONE, I PRODOTTI POTREBBERO DANNEGGIARSI, SUBENDO UN DANNO DA SOVRATENSIONE

IF THE LOAD IS WIRED TO AN ALREADY ON POWER SUPPLY, THE FITTINGS COULD BE DAMAGED BY VOLTAGE SURGE

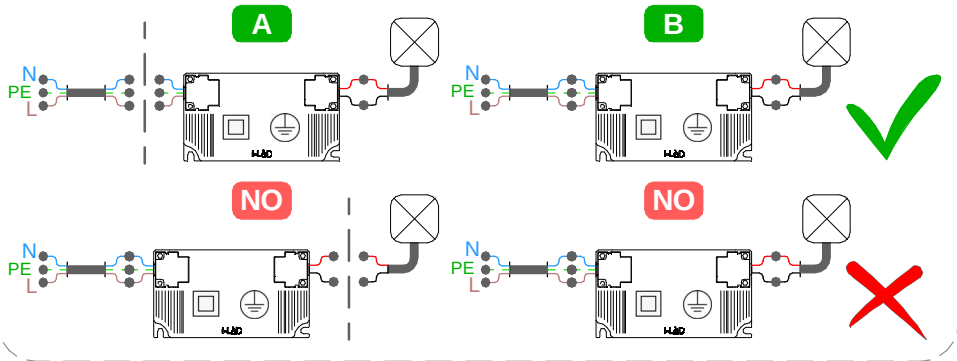

TIPO DI CONNESSIONE
TYPE OF CONNECTION

Y: Se il cavo flessibile esterno di questo apparecchio è danneggiato, deve essere sostituito esclusivamente dal fabbricante, dal suo servizio di assistenza o da personale qualificato equivalente, al fine di evitare pericoli.
Y: If the external flexible cable of this appliance is dameged, it must only be replaced by the manufacturer, its service department or equivalent qualified personell in order to avoid danger.

CC

N° MAX
DEVICES

N° DI PRODOTTI PER ALIMENTATORE
N° OF LIGHT FITTINGS PER DRIVER

ON OFF			DALI PUSH
89419	89421	C-E200006	C-E200004
1-2	3-6	6-12	2-12

Per ridurre il rischio di strangolamento, il cavo flessibile collegato all'aparecchio deve essere efficacemente fissato alla parete, se si trova all'interno del volume di accessibilità.
To reduce the risk of strangulation, the flexible cable connected to the device must be securely fixed to the wall if it is located within the accessible area.

SERIE / *SERIES*: BERET_R, BERET_X ANTIGLARING, BERET_Q, CLIP_HM

BRAND: i-LèD

MARRONE / BROWN = LINEA / *LINE*
AZZURRO / LIGHT BLUE = NEUTRO / *NEUTRAL*
GIALLO-VERDE / YELLOW-GREEN = TERRA / EARTH CPC | PE

CABLAGGIO IN SERIE | CORRENTE COSTANTE
SERIES WIRING | CONSTANT CURRENT

CC

ON-OFF

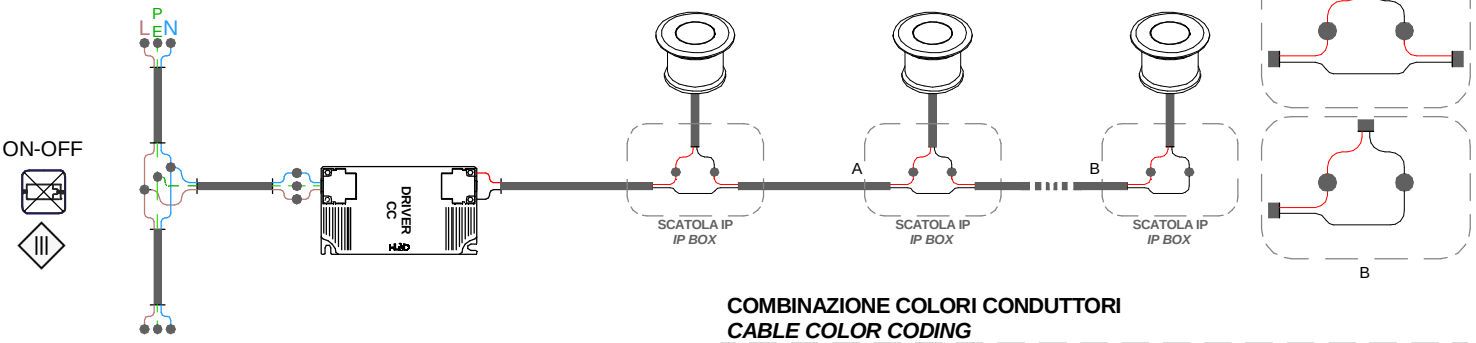

COMBINAZIONE COLORI CONDUTTORI
CABLE COLOR CODING

- NERO/*BLACK* = **NEGATIVO - / *NEGATIVE* -**
- ROSSO/*RED* = **POSITIVO + / *POSITIVE* +**

CABLAGGIO IN SERIE | CORRENTE COSTANTE
SERIES WIRING | CONSTANT CURRENT

CC

DALI

SEGNALE
BUS
DALI
1,5mm^2 = 300m
MAX 64
dispositivi / devices

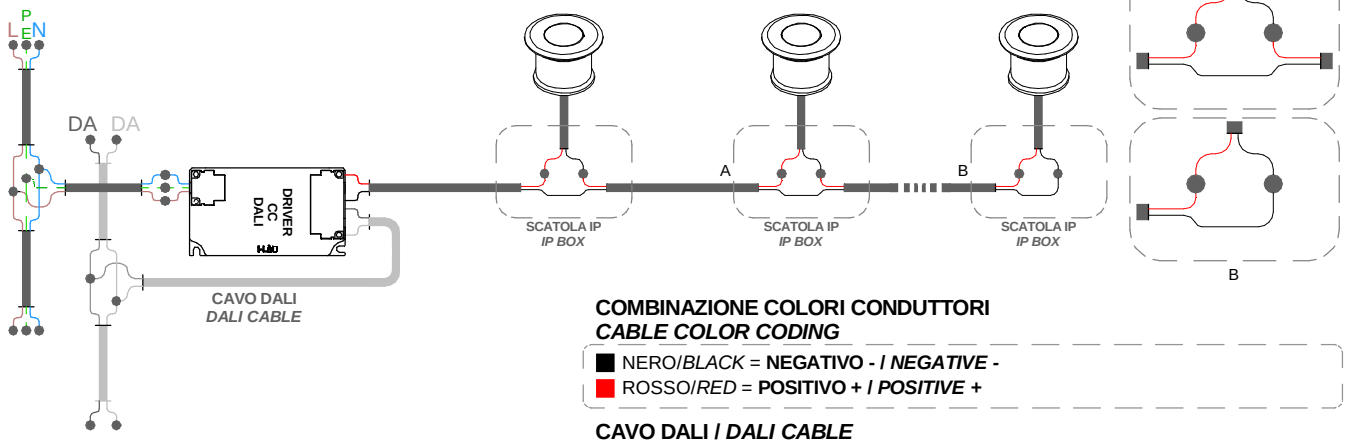

COMBINAZIONE COLORI CONDUTTORI
CABLE COLOR CODING

- NERO/*BLACK* = **NEGATIVO - / *NEGATIVE* -**
- ROSSO/*RED* = **POSITIVO + / *POSITIVE* +**

CAVO DALI / *DALI CABLE*

DALI

- NERO / *BLACK* = **DALI 1**
- BIANCO / *WHITE* = **DALI 2**

CABLAGGIO IN SERIE | CORRENTE COSTANTE
SERIES WIRING | CONSTANT CURRENT

CC

DALI
PUSH

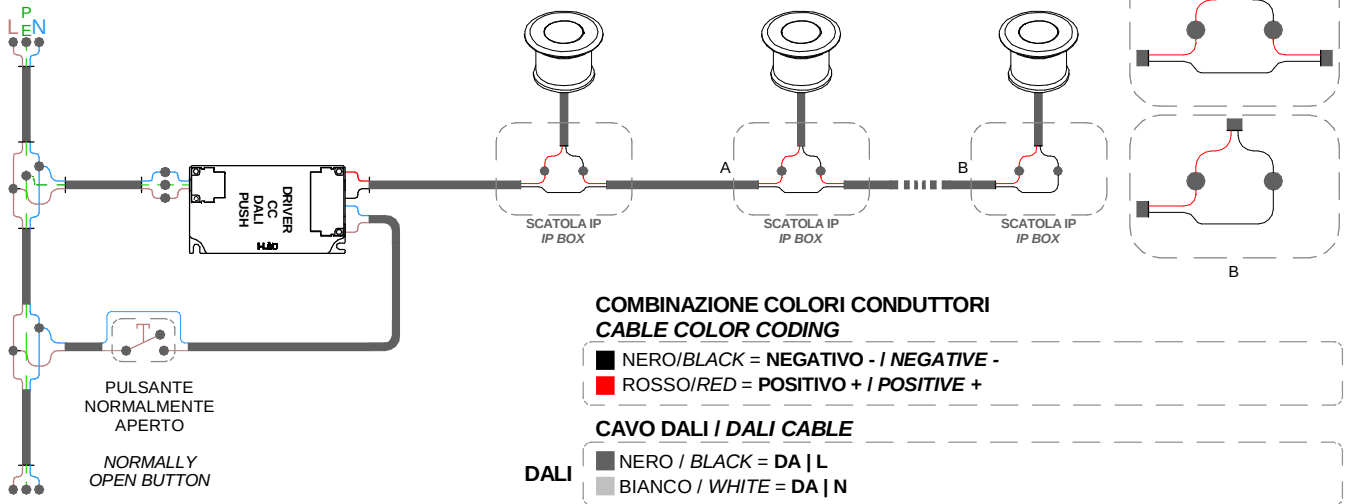

COMBINAZIONE COLORI CONDUTTORI
CABLE COLOR CODING

- NERO/*BLACK* = **NEGATIVO - / *NEGATIVE* -**
- ROSSO/*RED* = **POSITIVO + / *POSITIVE* +**

CAVO DALI / *DALI CABLE*

DALI

- NERO / *BLACK* = **DA | L**
- BIANCO / *WHITE* = **DA | N**