linea light group	**ISTRUZIONI DI MONTAGGIO** *MOUNTING INSTRUCTIONS*	**REVISIONE N°.** *REVISION N°.*	**DATA**
		Rev. 4	**10/13/2026**

LED-FGI889

SERIE | *SERIES*: ALCOR-316_R (H.28-65), BERET_2R, BERET_2Q

BRAND: i-LèD

IP67

A

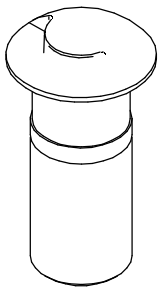

ALCOR-316_R
ALCOR-316_R1
ALCOR-316_R2
ALCOR-316_R4

B

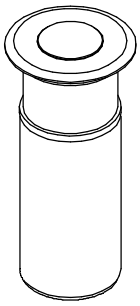

BERET_2R

C

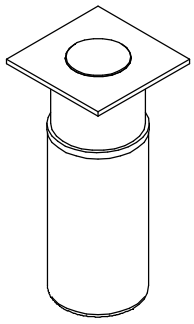

BERET_2Q

D

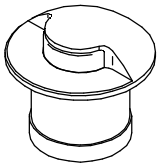

ALCOR-316_R
ALCOR-316_R1
ALCOR-316_R2
ALCOR-316_R4

ACCESSORI INCLUSI / *ACCESSORIES INCLUDED*

MOLLA INST. SU CONTROCASSA
RIBBON SPRING FOR OUTERCASING

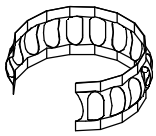

ASSICURARSI CHE LA CONTROCASSA OD IL PRODOTTO SIANO POSIZIONATI SU UNA SUPEFICE PIANA
MAKE SURE THE OUTER CASING OR THE LIGHT FITTING ARE PLACED ON A FLAT SURFACE

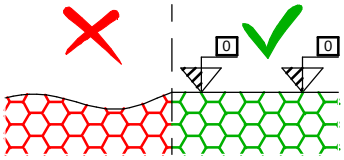

ACCESSORI NON INCLUSI / *ACCESSORIES NOT INCLUDED*

CONTROCASSA / *OUTERCASING*

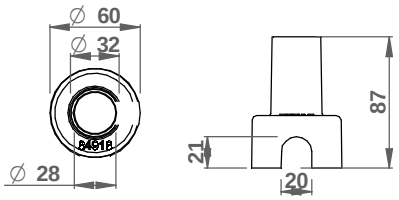

84918

Per ridurre il rischio di strangolamento, il cavo flessibile collegato all'apparecchio deve essere efficacemente fissato alla parete, se si trova all'interno del volume di accessibilità.
To reduce the risk of strangulation, the flexible cable connected to the device must be securely fixed to the wall if it is located within the accessible area.

DIMENSIONI / *DIMENSIONS*

A

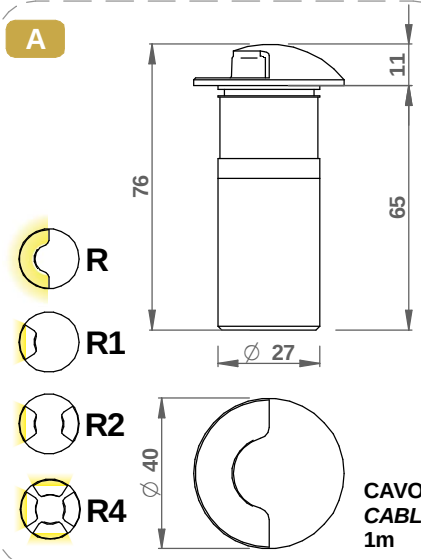

CAVO *CABLE* 1m

B

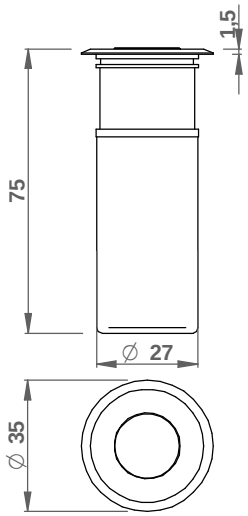

CAVO *CABLE* 1m

C

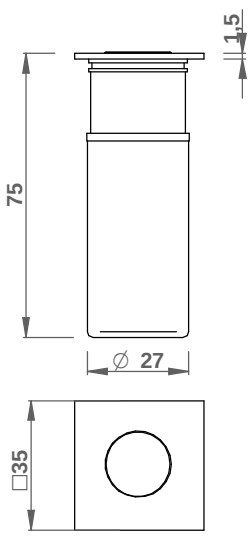

CAVO *CABLE* 1m

SERIE | *SERIES*: ALCOR-316_R (H.28-65), BERET_2R, BERET_2Q

BRAND: i-LèD

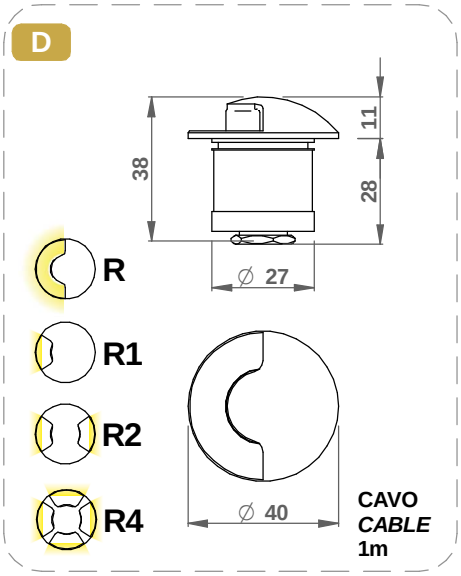

SPECIFICHE PRODOTTI - CODICI | *PRODUCTS SPECIFICATION - CODES*

CODE	TYPE	FINISH	N° EMISSION	Dimensions [mm]	Power [W]	Input Voltage AC [V]	Input Voltage DC [V]	Input Current [mA]	Weight [Kg]	Static Load [Kg]	Safety Class	IP	IK	CRI	CCT [°K] - Energy Class			N° Light Source	Type of Conn.
															2700	3000	4000		
83558	ALCOR 316_R	AISI 316	1	⌀40x76	3	198-264		-	0,2	2000	2	67	10	80	D	D	D	1	Y
77667	ALCOR 316_R	AISI 316 | GUN METAL	1																
83559	ALCOR 316_R1	AISI 316	1																
77669	ALCOR 316_R1	AISI 316 | GUN METAL	1																
83560	ALCOR 316_R2	AISI 316	2																
77671	ALCOR 316_R2	AISI 316 | GUN METAL	2																
83561	ALCOR 316_R4	AISI 316	4																
77673	ALCOR 316_R4	AISI 316 | GUN METAL	4																
83565	BERET_2R	WHITE	1	⌀27x74															
83566		GREY																	
83567		CHROME																	
83568		NIKEL																	
83569		AISI 316																	
83570		BRASS																	
77663		GUN METAL																	
83705	BERET_2Q	WHITE	1	□35X74															
83706		GREY																	
83707		CHROME																	
83708		NIKEL																	
83709		AISI 316																	
83710		BRASS																	
77665		GUN METAL																	
97353	ALCOR 316_R	AISI 316	1	⌀40x76	1,5	-	3	500	0,1		3								
77666		GUN METAL																	
C01758		AISI 316 | GUN METAL			1,9		12 CV	-											
97354	ALCOR 316_R1	AISI 316	1		1,5		3	500											
77668		GUN METAL																	
C01759		AISI 316 | GUN METAL			1,9		12 CV	-											
97355	ALCOR 316_R2	AISI 316	2		1,5		3	500											
77670		GUN METAL																	
C01760		AISI 316 | GUN METAL			1,9		12 CV	-											
97356	ALCOR 316_R4	AISI 316	4		1,5		3	500											
77671		GUN METAL																	
C01461		AISI 316 | GUN METAL			1,9		12 CV	-											

Ta: -20°C ÷ 50°C

*L'insieme faretto + controcassa una volta installati grarantisce la resistenza al carico statico pari a quanto tiportato in tabella.
*Once installed, the spotlight + housing assembly guarantees static load resistance equal to the values given in the table.

SERIE | *SERIES*: ALCOR-316_R (H.28-65), BERET_2R, BERET_2Q

BRAND: i-LèD

IP68 **CONNESIONE IP** *IP CONNECTION*

INSTALLAZIONE UPLIGHT A PAVIMENTO AD INCASSO / *RECESSED INGROUND UPLIGHT INSTALLATION*

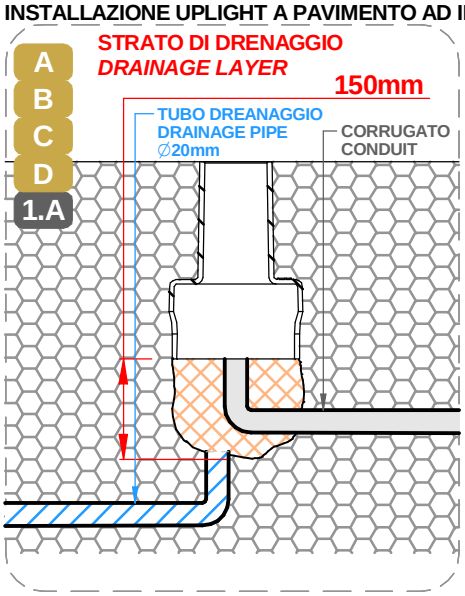

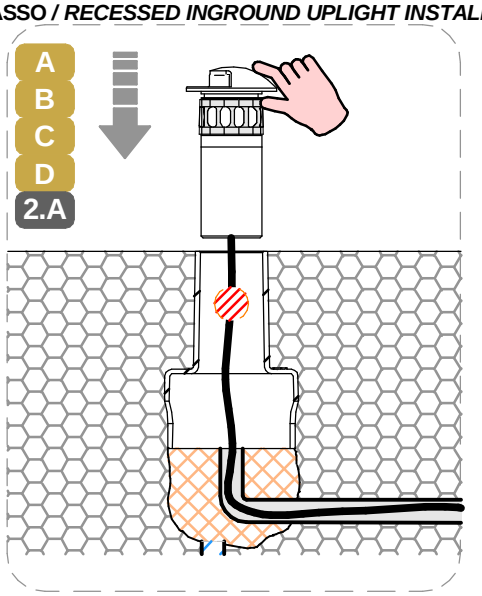

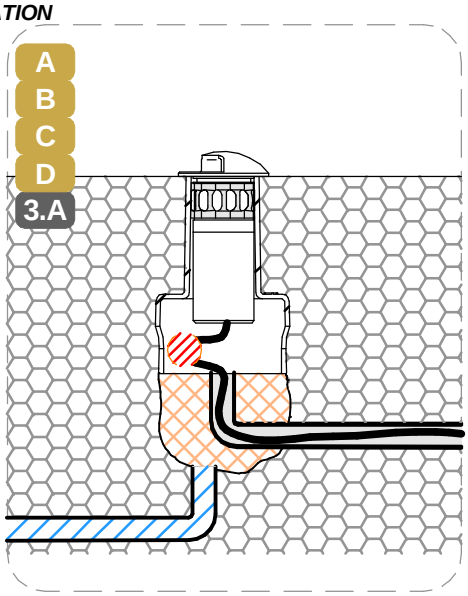

CABLAGGIO / *WIRING*

1



TUTTE LE OPERAZIONI DI COLLEGAMENTO ALLA RETE ELETTRICA DEVONO ESSERE CONDOTTE IN MANCANZA DI TENSIONE

ALL THE WIRING OPERATION MUST BE PERFORMED WITH MCB IN OFF POSITION

2



SE IL PRODOTTO E' DEFINITO IN CLASSE 1, IL CONDUTTORE DI MESSA A TERRA DI PROTEZIONE DEVE ESSERE SEMPRE COLLEGATO

IF THE FITTING IS CLASS 1 RATED, THE CPC | EARTH | PE CONDUCTOR MUST BE CONNECTED

3

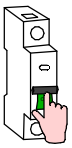

SE L'IMPIANTO E' STATO COMPLETATO ED E' IN SICUREZZA, PUO' ESSERE ALIMENTATO

WHEN THE CIRCUIT IS COMPLETED AND SAFE, MCB CAN BE SET IN ON POSITION



SE IL PRODOTTO E' DEFINITO IN CLASSE 3, IL CIRCUITO SECONDARIO A BASSA TENSIONE DEVE ESSERE COLLEGATO ALL'ALIMENTATORE PRIMA CHE QUESTO SIA SOTTO TENSIONE

IF THE FITTING IS CLASS 3 RATED, THE LOW VOLTAGE CIRCUIT MUST BE WIRED BEFORE THE POWER SUPPLY IS POWERED ON

SE IL CARICO VENISSE COLLEGATO AD ALIMENTATORE SOTTO TENSIONE, I PRODOTTI POTREBBERO DANNEGGIARSI, SUBENDO UN DANNO DA SOVRATENSIONE

IF THE LOAD IS WIRED TO AN ALREADY ON POWER SUPPLY, THE FITTINGS COULD BE DAMAGED BY VOLTAGE SURGE

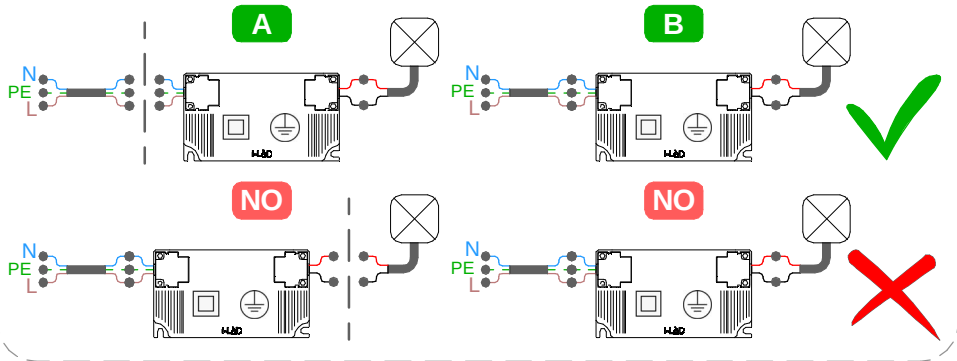



SI PREGA SEGUIRE LE BUONE PRATICHE DI DIMENSIONAMENTO E SEZIONAMENTO DELL'IMPIANTO ELETTRICO, TENENDO PRESENTE: LE CARATTERISTICHE DELL' INTERRUTTORE DIFFERENZIALE ED IL NUMERO DI ARTICOLI COLLEGATI ALLA LINEA ELETTRICA; QUESTO PER AGEVOLARE L'IDENFICAZIONE DI EVENTUALI ANOMALIE SULLA LINEA ELETTRICA

PLEASE FOLLOW THE BEST PRACTICES IN ELECTRICAL SYSTEM DESIGN, PAING ATTENTION TO THE RCCB SWITCH CHARACTERISTICSAND THE NUMBER OF FITTINGS CONNECTED TO THE ELETRICAL LINE; THIS HELPS TO INDETIFY POSSIBLE ANOMALIES ON THE ELETRICAL LINE

TIPO DI CONNESSIONE
TYPE OF CONNECTION

X: Se il cavo flessibile esterno di questo apparecchio è danneggiato, deve essere sostituito da un cavo speciale, disponibile esclusivamente presso il fabbricante, o il suo servizio di assistenza.
X: If the external flexible cable of this appliance is dameged, it must be replaced with a special cable, which is only avaible from the manufacturer or its service department.

Y: Se il cavo flessibile esterno di questo apparecchio è danneggiato, deve essere sostituito esclusivamente dal fabbricante, dal suo servizio di assistenza o da personale qualificato equivalente, al fine di evitare pericoli.
Y: If the external flexible cable of this appliance is dameged, it must only be replaced by the manufacturer, its service department or equivalent qualified personell in order to avoid danger.

Z: Il cavo flessibile esterno di questo apparecchio non può essere sostituito; se il cavo è danneggiato l'apparecchio deve essere distrutto.
Z: The external flexible cable fo this appliance cannot be replaced; if the cable is dameged, the appliance must be destroyed.

SERIE | *SERIES*: ALCOR-316_R (H.28-65), BERET_2R, BERET_2Q

BRAND: i-LED

MARRONE / BROWN = LINEA / *LINE*
AZZURRO / LIGHT BLUE = NEUTRO / *NEUTRAL*
GIALLO-VERDE / YELLOW-GREEN = TERRA / EARTH CPC | PE

N° MAX *DEVICES* MCB AC

N° DI PRODOTTI PER MAGNETORTERMICO
N° OF LIGHT FITTINGS PER MCB

CODICE *CODE*		B10	B16	B20	C10	C16	C20
83558	77667	86	137	171	143	229	286
83559	77669	86	137	171	143	229	286
83560	77671	86	137	171	143	229	286
83561	77673	86	137	171	143	229	286
83565	83566	86	137	171	143	229	286
83567	83568	86	137	171	143	229	286
83569	83570	86	137	171	143	229	286
77663	83705	86	137	171	143	229	286
83706	83707	86	137	171	143	229	286
83708	83709	86	137	171	143	229	286
83710	77665	86	137	171	143	229	286

N° MAX *DEVICES*

N° DI PRODOTTI PER ALIMENTATORE
N° OF LIGHT FITTINGS PER DRIVER

CODICE *CODE*	ON OFF			DALI 2 | PUSH	DALI 2 | PUSH | 0/1-10V	
	89422 CC	89423 CC	C-E200007 CC	C-E200003 CC	83042 + 83010 60W CV	83042 + 83013 120W CV
97353	1-2	1-2	3-6	3-12		
77666	1-2	1-2	3-6	3-12		1-60
C01758					1-30	
97354	1-2	1-2	3-6	3-12		1-60
77668	1-2	1-2	3-6	3-12		
C01759					1-30	1-60
97355	1-2	1-2	3-6	3-12		
77670	1-2	1-2	3-6	3-12		1-60
C01760					1-30	
97356	1-2	1-2	3-6	3-12		1-60
77671	1-2	1-2	3-6	3-12		
C01461					1-30	1-60

CABLAGGIO IN PARALLELO | *PARALLEL WIRING*
TENSIONE DI RETE | *MAINS VOLTAGE* AC

N° MAX *DEVICES* MCB

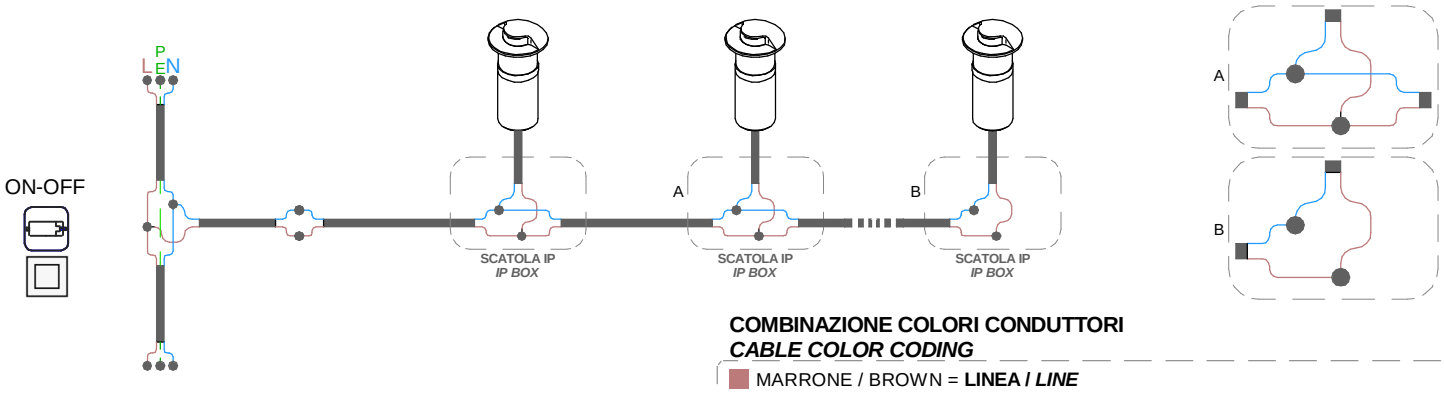

COMBINAZIONE COLORI CONDUTTORI
CABLE COLOR CODING
MARRONE / BROWN = **LINEA / *LINE***
AZZURRO / LIGHT BLUE = **NEUTRO / *NEUTRAL***

CABLAGGIO IN SERIE | CORRENTE COSTANTE
SERIES WIRING | CONSTANT CURRENT CC

N° MAX *DEVICES*

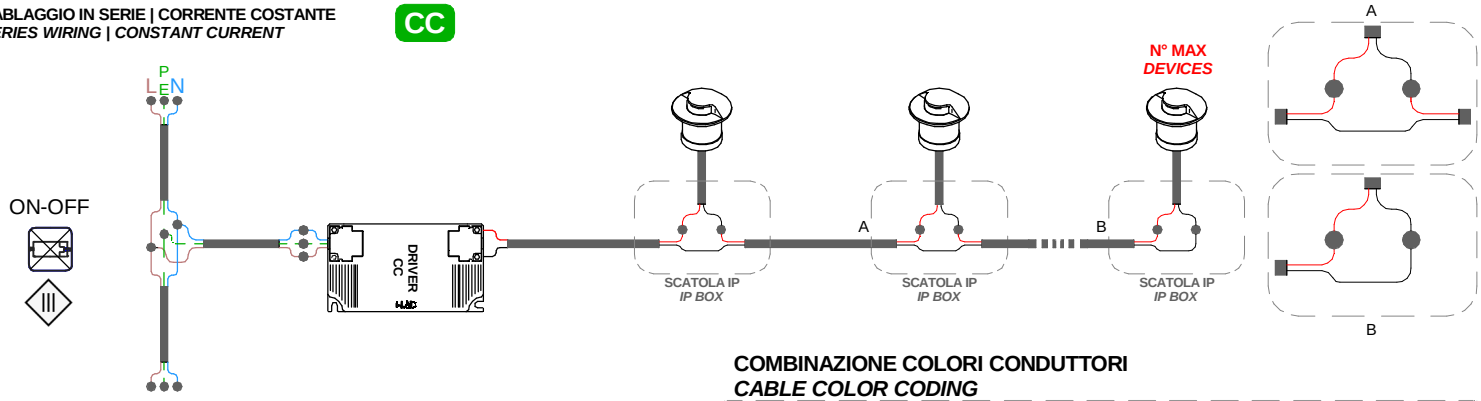

COMBINAZIONE COLORI CONDUTTORI
CABLE COLOR CODING
NERO/*BLACK* = **NEGATIVO - / *NEGATIVE* -**
ROSSO/*RED* = **POSITIVO + / *POSITIVE* +**

SERIE | *SERIES*: ALCOR-316_R (H.28-65), BERET_2R, BERET_2Q

BRAND: i-LèD

MARRONE / BROWN = LINEA / *LINE*
AZZURRO / LIGHT BLUE = NEUTRO / *NEUTRAL*
GIALLO-VERDE / YELLOW-GREEN = TERRA / EARTH CPC | PE

CABLAGGIO IN SERIE | CORRENTE COSTANTE
SERIES WIRING | CONSTANT CURRENT

CC

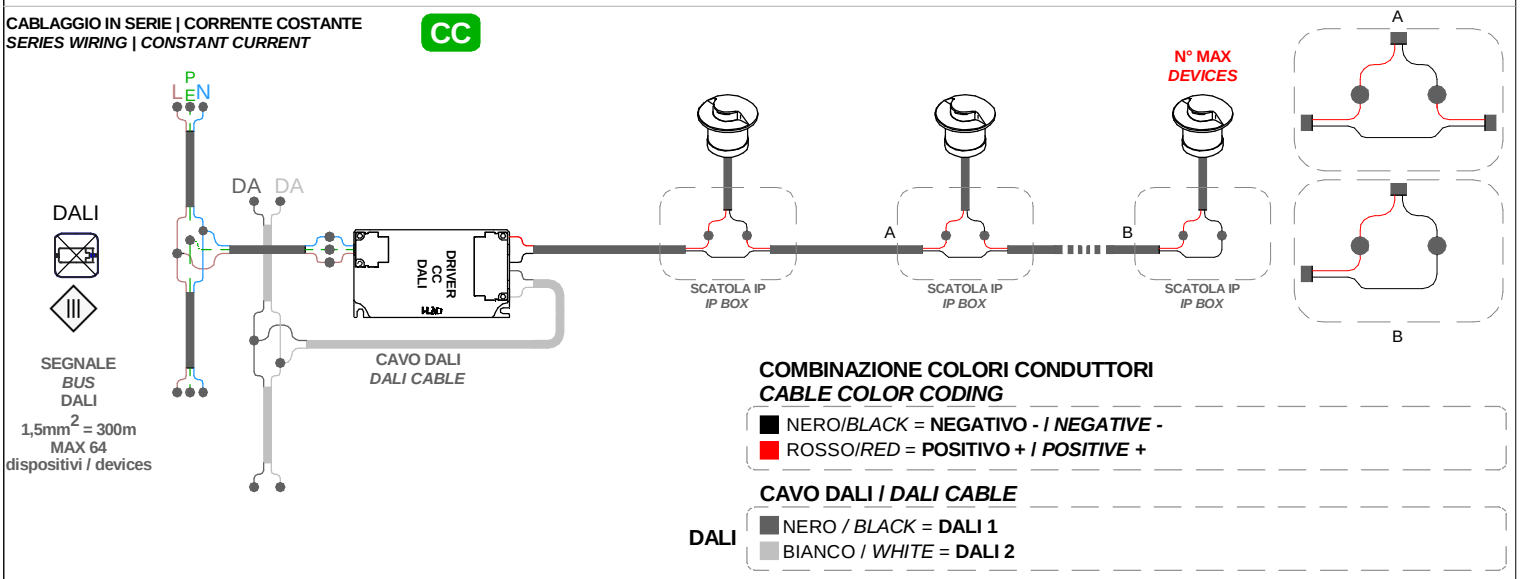

COMBINAZIONE COLORI CONDUTTORI
CABLE COLOR CODING

- NERO/*BLACK* = **NEGATIVO - / *NEGATIVE* -**
- ROSSO/*RED* = **POSITIVO + / *POSITIVE* +**

CAVO DALI / *DALI CABLE*

DALI
- NERO / *BLACK* = **DALI 1**
- BIANCO / *WHITE* = **DALI 2**

CABLAGGIO IN SERIE | CORRENTE COSTANTE
SERIES WIRING | CONSTANT CURRENT

CC

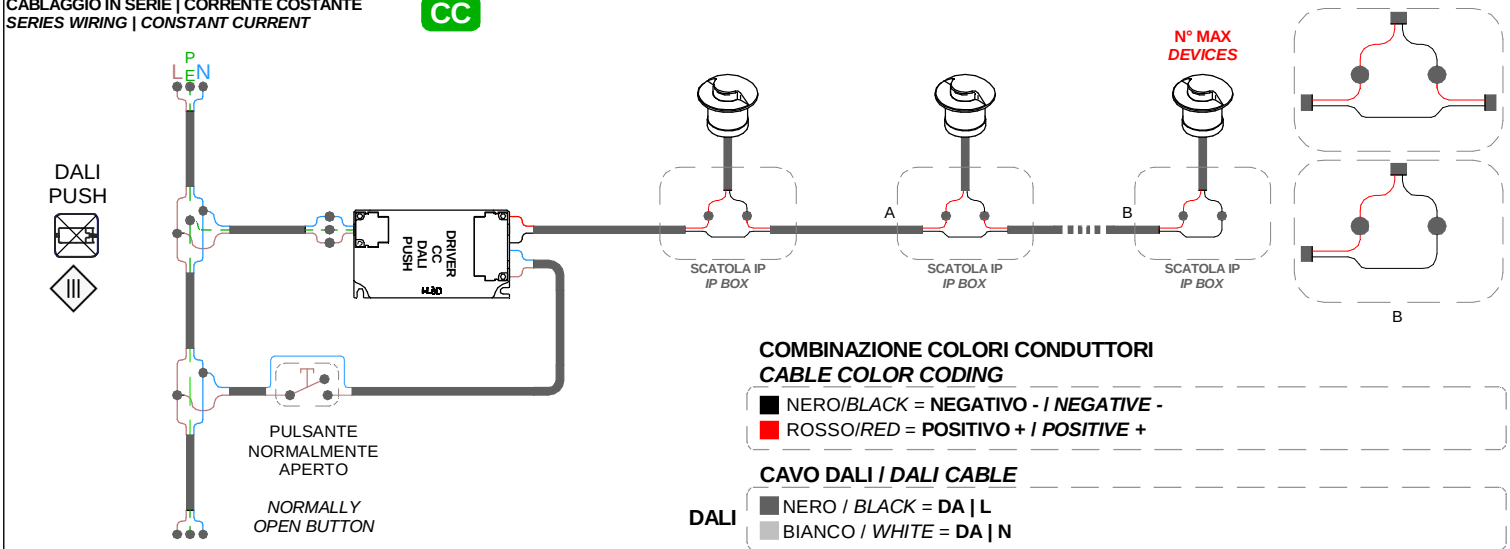

COMBINAZIONE COLORI CONDUTTORI
CABLE COLOR CODING

- NERO/*BLACK* = **NEGATIVO - / *NEGATIVE* -**
- ROSSO/*RED* = **POSITIVO + / *POSITIVE* +**

CAVO DALI / *DALI CABLE*

DALI
- NERO / *BLACK* = **DA | L**
- BIANCO / *WHITE* = **DA | N**

CABLAGGIO IN PARALLELO | TENSIONE COSTANTE
PARALLEL WIRING | CONSTANT VOLTAGE

CV

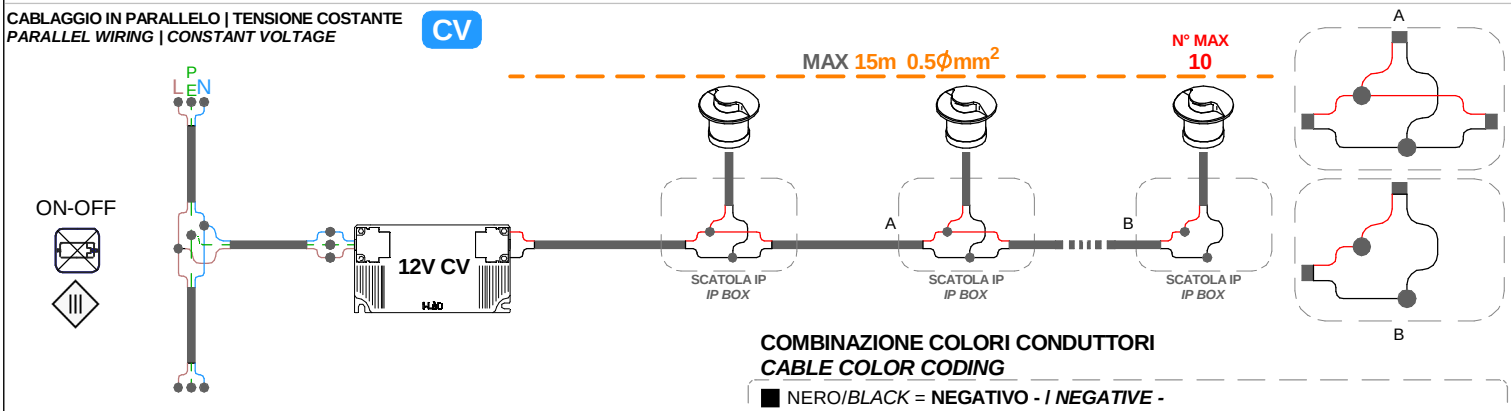

COMBINAZIONE COLORI CONDUTTORI
CABLE COLOR CODING

- NERO/*BLACK* = **NEGATIVO - / *NEGATIVE* -**
- ROSSO/*RED* = **POSITIVO + / *POSITIVE* +**

SERIE | *SERIES*: ALCOR-316_R (H.28-65), BERET_2R, BERET_2Q

BRAND: i-LèD

MARRONE / BROWN = LINEA / *LINE*
AZZURRO / LIGHT BLUE = NEUTRO / *NEUTRAL*
GIALLO-VERDE / YELLOW-GREEN = TERRA / EARTH CPC | PE

CABLAGGIO IN PARALLELO | TENSIONE COSTANTE CV
PARALLEL WIRING | CONSTANT VOLTAGE

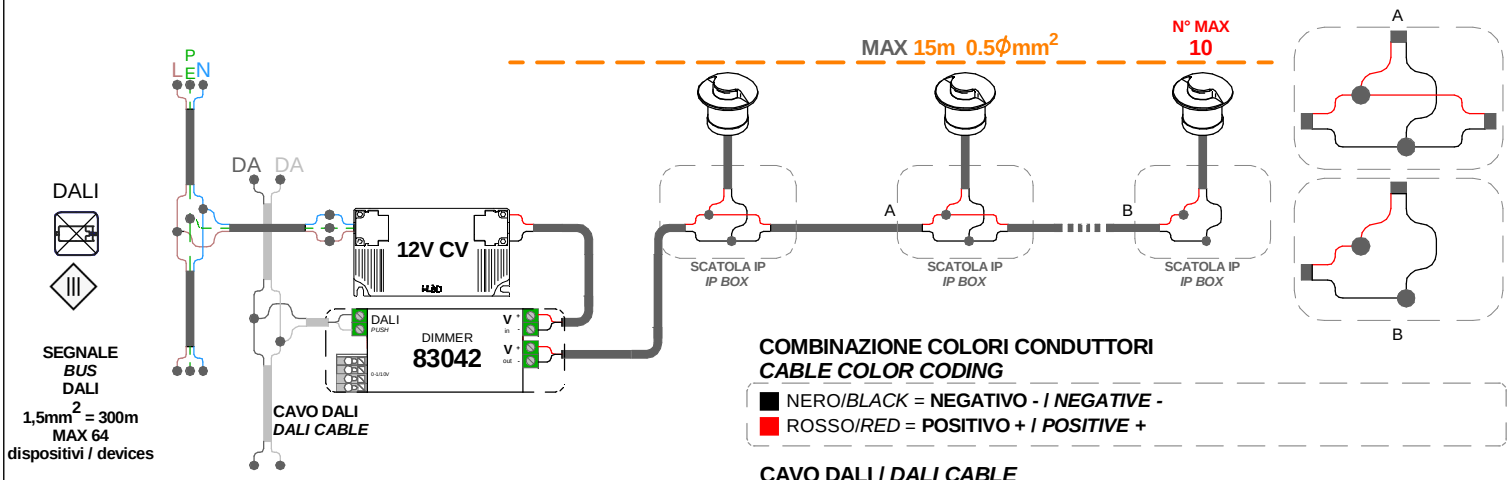

COMBINAZIONE COLORI CONDUTTORI
CABLE COLOR CODING

- NERO/*BLACK* = **NEGATIVO - / *NEGATIVE* -**
- ROSSO/*RED* = **POSITIVO + / *POSITIVE* +**

CAVO DALI / *DALI CABLE*

DALI

- NERO / *BLACK* = **DALI 1**
- BIANCO / *WHITE* = **DALI 2**

SERIE / *SERIES*: SUELO_R, QUARA_R, BERET_2R, BERET_2Q

BRAND: i-LèD

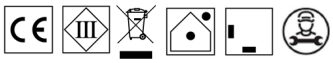

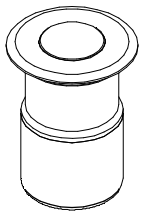

BERET_2R
C01052

A

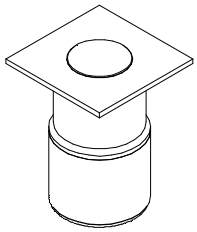

BERET_2Q
C01054

B

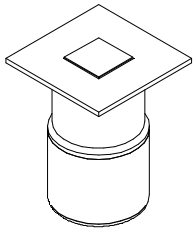

BERET_2Q
C01053

C

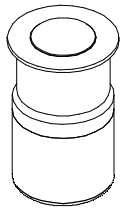

SUELO_R
C01049

D

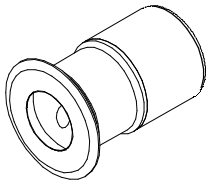

QUARA_R
84077
84076
84075

E

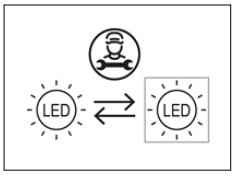

CODICI / CODES

CODE	Dimensions [mm]	Power [W]	Voltage [V]	2W Current [mA]	3W Current [mA]	Weight [Kg]	Static Load [Kg]	Safety Class	IP	CRI	Color Temp. [°K]	Energy Class	N° Light Source	Type of Conn.
C01054	45.5x35x35	2-3	3	630	1000	0.180	500	3	67	80	2700	E	1	Y
C01054	45.5x35x35	2-3	3	630	1000	0.180	500	3	67	80	4000	E	1	Y
C01054	45.5x35x35	2-3	3	630	1000	0.180	500	3	67	80	3000	E	1	Y
C01053	45.5x35x35	2-3	3	630	1000	0.180	500	3	67	80	2700	E	1	Y
C01053	45.5x35x35	2-3	3	630	1000	0.180	500	3	67	80	4000	E	1	Y
C01053	45.5x35x35	2-3	3	630	1000	0.180	500	3	67	80	3000	E	1	Y
C01052	45.5x35x35	2-3	3	630	1000	0.174	500	3	67	80	2700	E	1	Y
C01052	45.5x35x35	2-3	3	630	1000	0.174	500	3	67	80	4000	E	1	Y
C01052	45.5x35x35	2-3	3	630	1000	0.174	500	3	67	80	3000	E	1	Y
84077	45.5x35x35	1.5	24	CV	CV	0.174	-	3	66	90	2700	E	1	Y
84077	45.5x35x35	1.5	24	CV	CV	0.174	-	3	66	90	4000	E	1	Y
84077	45.5x35x35	1.5	24	CV	CV	0.174	-	3	66	90	3000	E	1	Y
84076	45.5x35x35	1.5	24	CV	CV	0.174	-	3	66	90	2700	E	1	Y
84076	45.5x35x35	1.5	24	CV	CV	0.174	-	3	66	90	4000	E	1	Y
84076	45.5x35x35	1.5	24	CV	CV	0.174	-	3	66	90	3000	E	1	Y
84075	45.5x35x35	1.5	24	CV	CV	0.174	-	3	66	90	2700	E	1	Y
84075	45.5x35x35	1.5	24	CV	CV	0.174	-	3	66	90	4000	E	1	Y
84075	45.5x35x35	1.5	24	CV	CV	0.174	-	3	66	90	3000	E	1	Y
C01049	46x30x30	2-3	3	630	1000	0.140	500	3	68	80	2700	E	1	Y
C01049	46x30x30	2-3	3	630	1000	0.140	500	3	68	80	4000	E	1	Y
C01049	46x30x30	2-3	3	630	1000	0.140	500	3	68	80	3000	E	1	Y

Ta
-20°C ÷ 50°C

*L'insieme faretto + controcassa una volta installati grarantisce la resistenza al carico statico pari a quanto tiportato in tabella.
*Once installed, the spotlight + housing assembly guarantees static load resistance equal to the values given in the table.

SERIE / *SERIES*: SUELO_R, QUARA_R, BERET_2R, BERET_2Q

BRAND: i-LèD

IP68 **CONNESIONE IP** *IP CONNECTION*

ASSICURARSI CHE LA CONTROCASSA OD IL PRODOTTO SIANO POSIZIONATI SU UNA SUPEFICE PIANA

MAKE SURE THE OUTER CASING OR THE LIGHT FITTING ARE PLACED ON A FLAT SURFACE

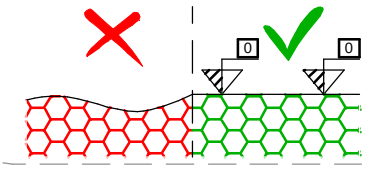

ACCESSORI NON INCLUSI / *ACCESSORIES NOT INCLUDED*

CONTROCASSA / *OUTERCASING*

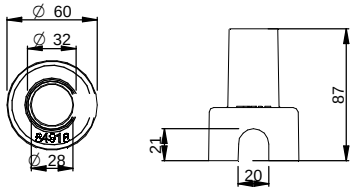

84918

DIMENSIONI / *DIMENSIONS*

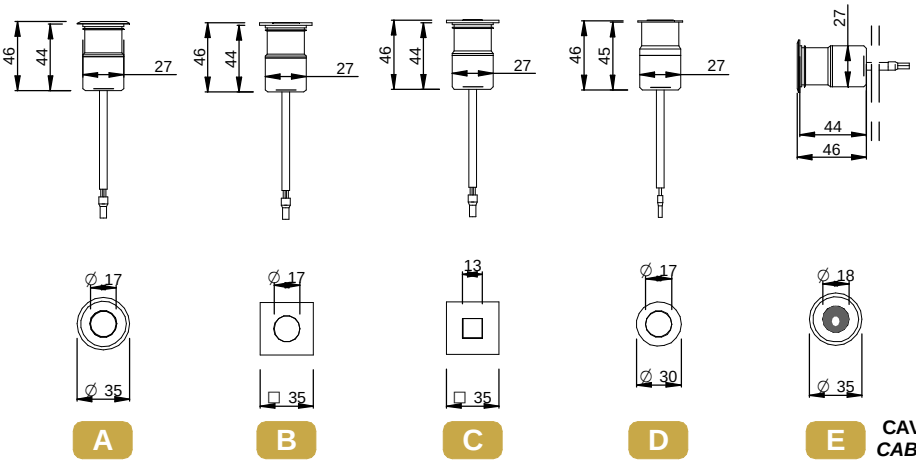

CAVO *CABLE* **1m**

INSTALLAZIONE UPLIGHT A PAVIMENTO AD INCASSO / RECESSED INGROUND UPLIGHT INSTALLATION

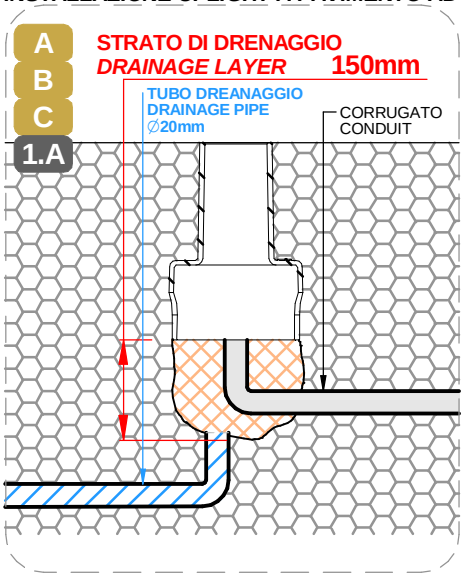

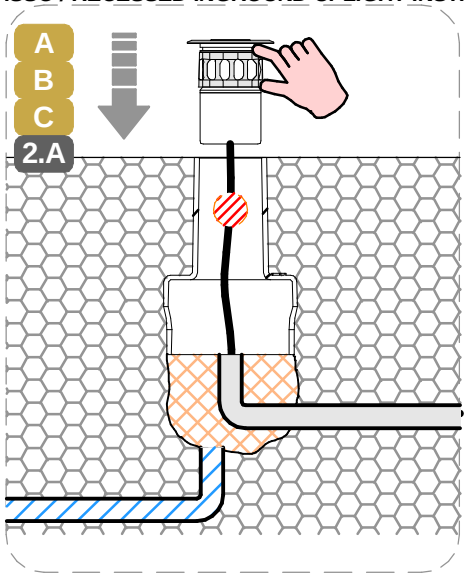

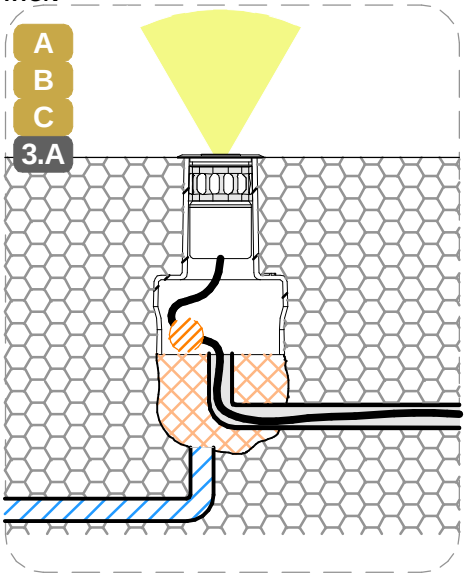

INSTALLAZIONE UPLIGHT A PAVIMENTO AD INCASSO / RECESSED INGROUND UPLIGHT INSTALLATION

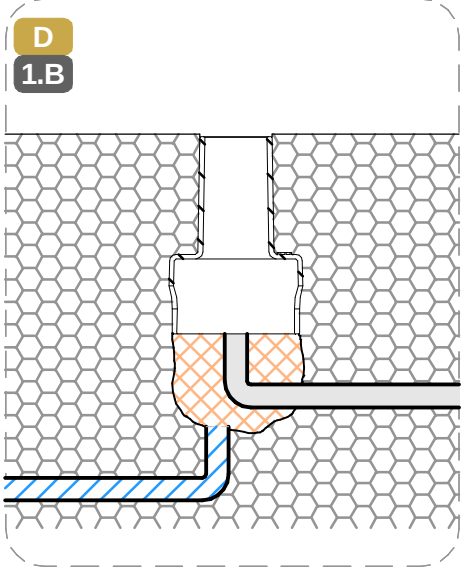

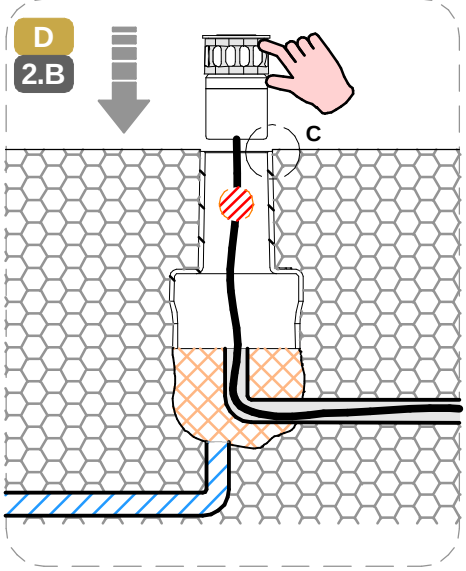

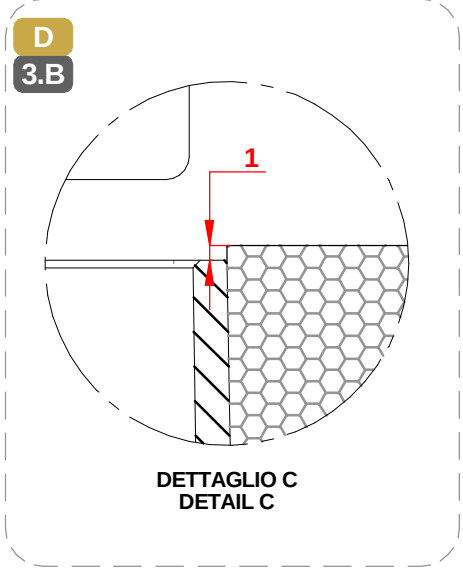

DETTAGLIO C
DETAIL C

SERIE / *SERIES*: SUELO_R, QUARA_R, BERET_2R, BERET_2Q
BRAND: i-LèD

IP68 **CONNESIONE IP** *IP CONNECTION*

D 4.B

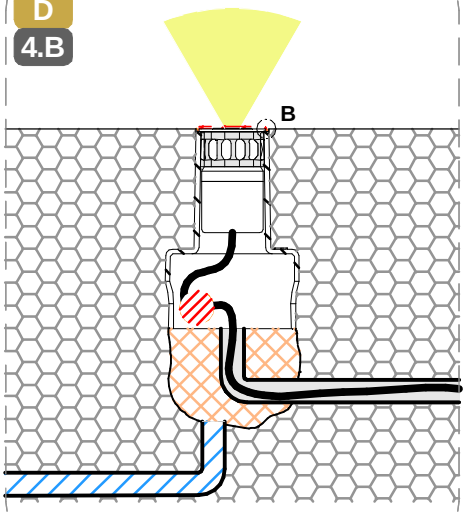

D 5.B

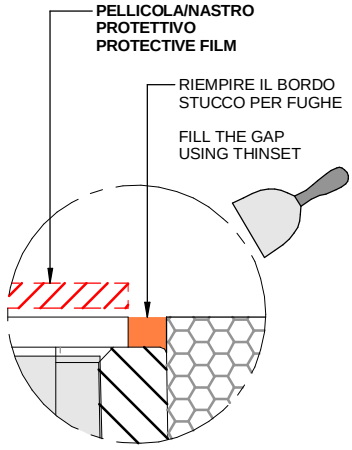

DETTAGLIO B
DETAIL B

INSTALLAZIONE A PARETE AD INCASSO / *RECESSED WALL INSTALLATION*

E 1.C

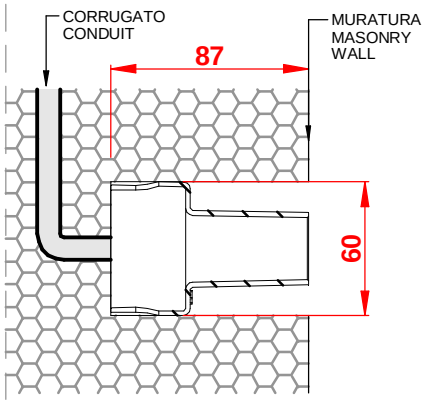

E 2.C

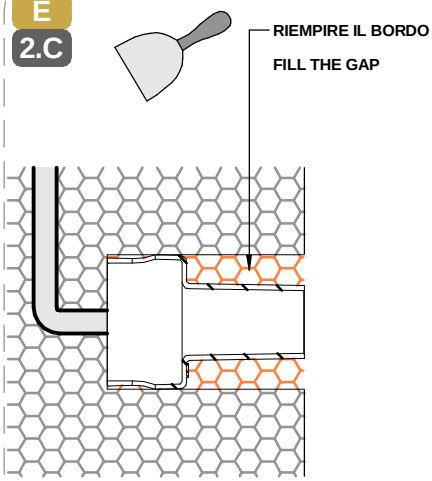

E 3.C

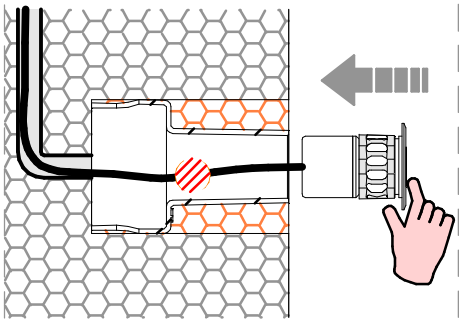

E 4.C

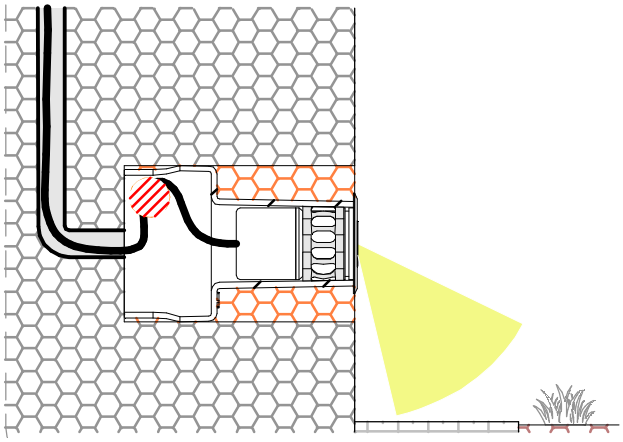

INSTALLAZIONI PREVISTE | *ALLOWED INSTALLATION*

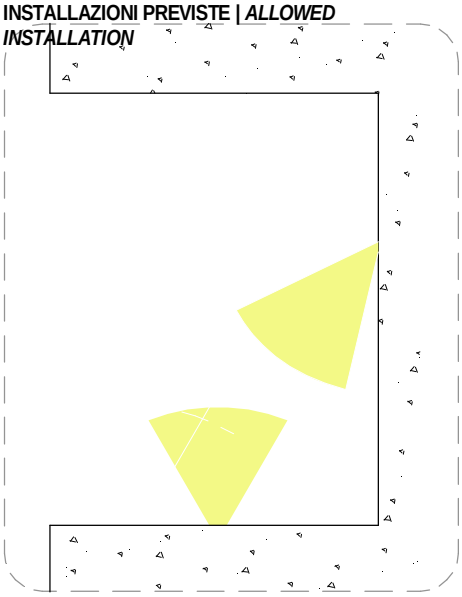

SERIE / *SERIES*: SUELO_R, QUARA_R, BERET_2R, BERET_2Q

BRAND: i-LèD

MARRONE / BROWN = LINEA / *LINE*
AZZURRO / LIGHT BLUE = NEUTRO / *NEUTRAL*
GIALLO-VERDE / YELLOW-GREEN = TERRA / EARTH CPC | PE

CABLAGGIO / *WIRING*

1 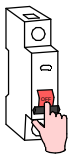

TUTTE LE OPERAZIONI DI COLLEGAMENTO ALLA RETE ELETTRICA DEVONO ESSERE CONDOTTE IN MANCANZA DI TENSIONE

ALL THE WIRING OPERATION MUST BE PERFORMED WITH MCB IN OFF POSITION

2 

SE IL PRODOTTO E' DEFINITO IN CLASSE 1, IL CONDUTTORE DI MESSA A TERRA DI PROTEZIONE DEVE ESSERE SEMPRE COLLEGATO

IF THE FITTING IS CLASS 1 RATED, THE CPC | EARTH | PE CONDUCTOR MUST BE CONNECTED

3 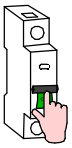

SE L'IMPIANTO E' STATO COMPLETATO ED E' IN SICUREZZA, PUO' ESSERE ALIMENTATO

WHEN THE CIRCUIT IS COMPLETED AND SAFE, MCB CAN BE SET IN ON POSITION



SE IL PRODOTTO E' DEFINITO IN CLASSE 3, IL CIRCUITO SECONDARIO A BASSA TENSIONE DEVE ESSERE COLLEGATO ALL'ALIMENTATORE PRIMA CHE QUESTO SIA SOTTO TENSIONE

IF THE FITTING IS CLASS 3 RATED, THE LOW VOLTAGE CIRCUIT MUST BE WIRED BEFORE THE POWER SUPPLY IS POWERED ON

SE IL CARICO VENISSE COLLEGATO AD ALIMENTATORE SOTTO TENSIONE, I PRODOTTI POTREBBERO DANNEGGIARSI, SUBENDO UN DANNO DA SOVRATENSIONE

IF THE LOAD IS WIRED TO AN ALREADY ON POWER SUPPLY, THE FITTINGS COULD BE DAMAGED BY VOLTAGE SURGE

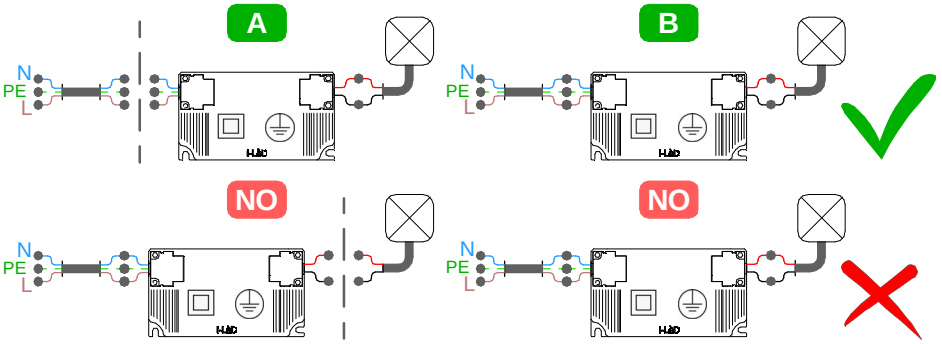

TIPO DI CONNESSIONE
TYPE OF CONNECTION

X: Se il cavo flessibile esterno di questo apparecchio è danneggiato, deve essere sostituito da un cavo speciale, disponibile esclusivamente presso il fabbricante, o il suo servizio di assistenza.
X: If the external flexible cable of this appliance is dameged, it must be replaced with a special cable, which is only avaible from the manufacturer or its service department.

Y: Se il cavo flessibile esterno di questo apparecchio è danneggiato, deve essere sostituito esclusivamente dal fabbricante, dal suo servizio di assistenza o da personale qualificato equivalente, al fine di evitare pericoli.
Y: If the external flexible cable of this appliance is dameged, it must only be replaced by the manufacturer, its service department or equivalent qualified personell in order to avoid danger.

Z: Il cavo flessibile esterno di questo apparecchio non può essere sostituito; se il cavo è danneggiato l'apparecchio deve essere distrutto.
Z: The external flexible cable fo this appliance cannot be replaced; if the cable is dameged, the appliance must be destroyed.

MCB

N° DI PRODOTTI PER MAGNETORTERMICO
N° OF LIGHT FITTINGS PER MCB

CODICE *CODE*	B10	B16	B20	C10	C16	C20
89420	65	105	131	109	175	219
89488	30	49	61	51	82	102
89179	21	34	42	35	56	70
89359	11	17	21	18	28	36
C-E200008	42	67	85	49	79	98
99186	27	44	55	46	74	92
C-E100046	16	27	33	27	45	56
C-E100033	16	25	31	25	40	50
C-E200011	51	82	102	59	95	119
C-E200002	42	67	85	49	79	98
C-E100047	101	162	202	118	189	237
C-E200012	18	30	37	31	50	62
C-E100034	16	25	31	25	40	50
99331	6	10	12	10	16	20
99786	2	4	4	3	6	7

Per ridurre il rischio di strangolamento, il cavo flessibile collegato all'aparecchio deve essere efficacemente fissato alla parete, se si trova all'interno del volume di accessibilità.
To reduce the risk of strangulation, the flexible cable connected to the device must be securely fixed to the wall if it is located within the accessible area.

N° MAX
DEVICES

N° DI PRODOTTI PER ALIMENTATORE
N° OF LIGHT FITTINGS PER DRIVER

	ON OFF								DALI			DALI PUSH		DALI 0/1-10V	DALI/PUSH 0/1-10V
CODICE *CODE*	89420 CC	89488 CV	89179 CV	89359 CV	C-E200008 CC	99186 CC	C-E100046 CC	C-E100033 CC	C-E200011 CC	C-E200002 CC	C-E100047 CC	C-E200012 CC	C-E100034 CC	99660 + 99331 150W 99786 240W CV	83042 + 99331 150W 99786 240W CV
C01054	1-2				3-6	6-12	1-6	4-12	1-4	5-12	1-3	4-15	4-12		
C01053	1-3				3-7	6-13	1-7	4-13	1-5	5-13	1-4	4-15	4-12		
C01052	1-3				3-7	6-13	1-7	4-13	1-5	5-13	1-4	4-15	4-12		
84077		1-9	1-15	1-30										1-70/1-112	1-70/1-112
84076		1-9	1-15	1-30										1-70/1-112	1-70/1-112
84075		1-9	1-15	1-30										1-70/1-112	1-70/1-112
C01049	1-2				3-6	6-12	1-6	4-12	1-4	5-12	1-3	4-15	4-12		

SERIE / *SERIES*: SUELO_R, QUARA_R, BERET_2R, BERET_2Q

BRAND: i-LèD

MARRONE / BROWN = LINEA / *LINE*
AZZURRO / LIGHT BLUE = NEUTRO / *NEUTRAL*
GIALLO-VERDE / YELLOW-GREEN = TERRA / EARTH CPC | PE

CABLAGGIO IN SERIE | CORRENTE COSTANTE
SERIES WIRING | CONSTANT CURRENT

CC

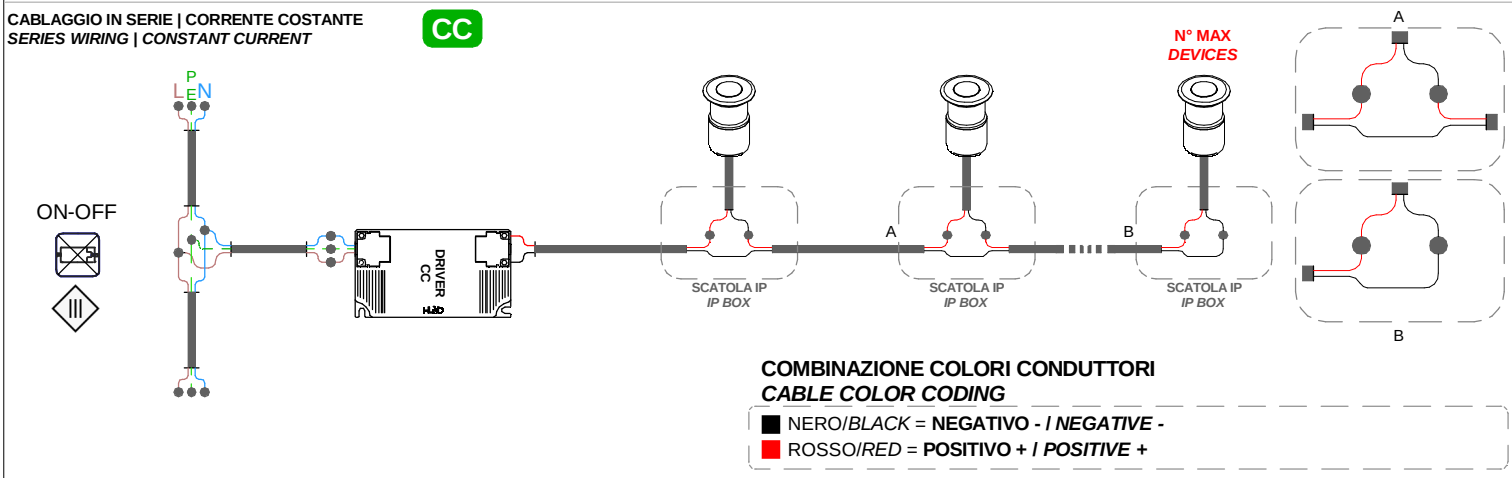

COMBINAZIONE COLORI CONDUTTORI
CABLE COLOR CODING

- NERO/*BLACK* = **NEGATIVO - / *NEGATIVE* -**
- ROSSO/*RED* = **POSITIVO + / *POSITIVE* +**

CABLAGGIO IN SERIE | CORRENTE COSTANTE
SERIES WIRING | CONSTANT CURRENT

CC

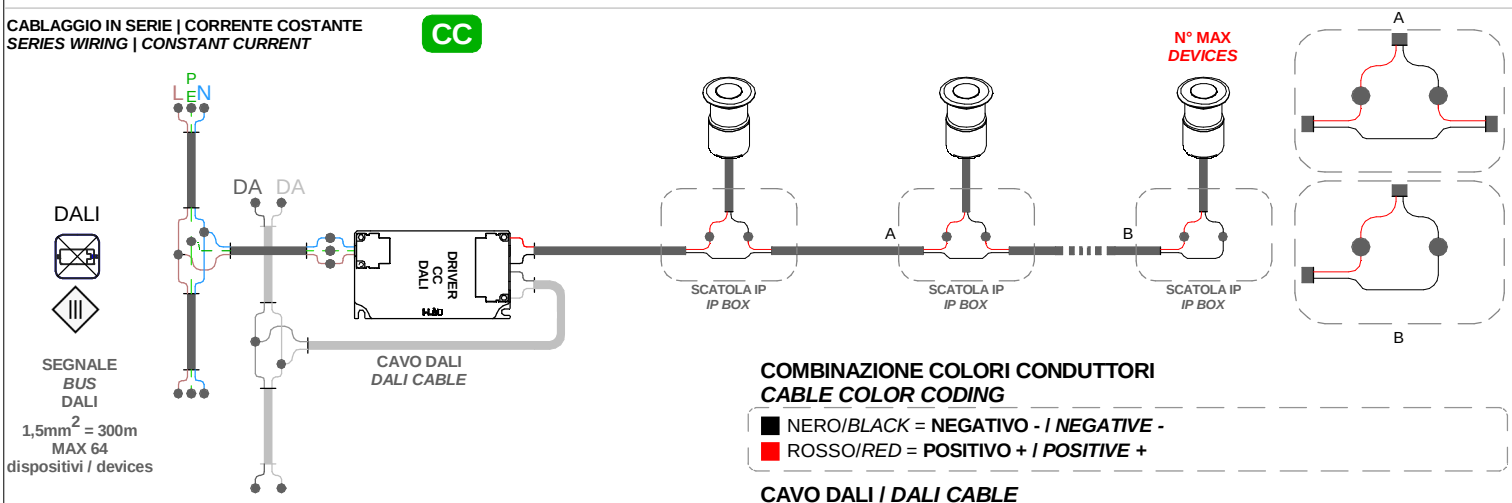

COMBINAZIONE COLORI CONDUTTORI
CABLE COLOR CODING

- NERO/*BLACK* = **NEGATIVO - / *NEGATIVE* -**
- ROSSO/*RED* = **POSITIVO + / *POSITIVE* +**

CAVO DALI / *DALI CABLE*

DALI

- NERO / *BLACK* = **DALI 1**
- BIANCO / *WHITE* = **DALI 2**

CABLAGGIO IN SERIE | CORRENTE COSTANTE
SERIES WIRING | CONSTANT CURRENT

CC

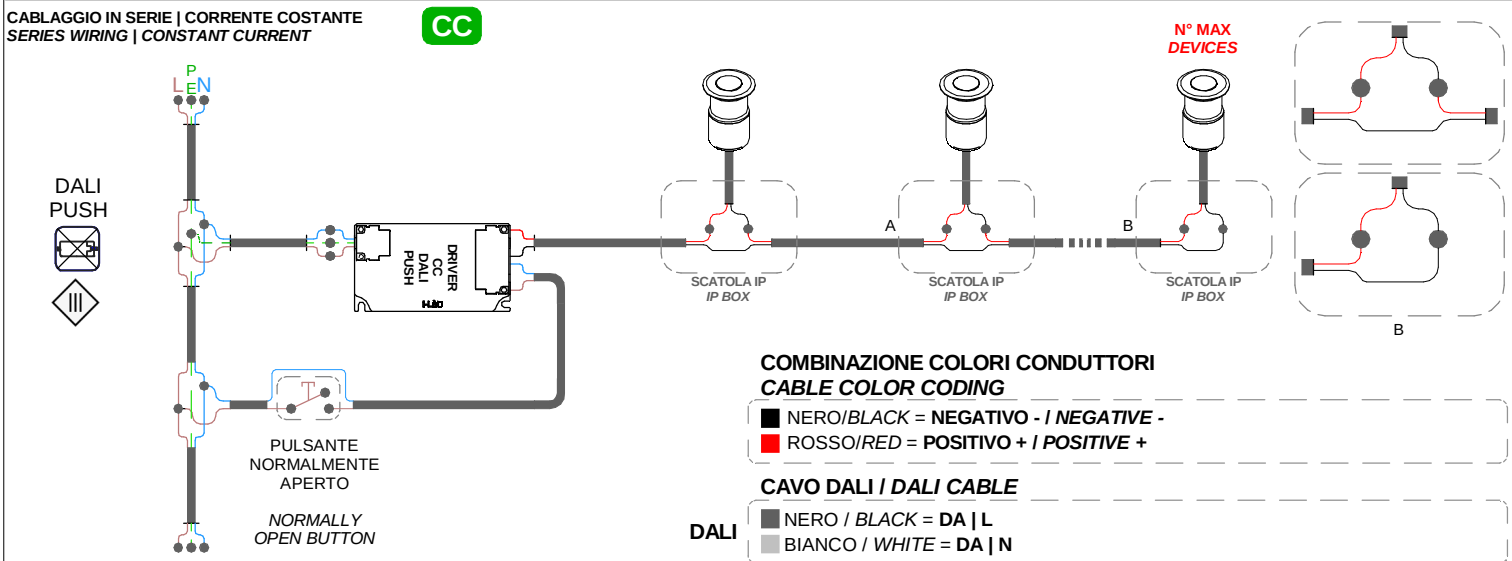

COMBINAZIONE COLORI CONDUTTORI
CABLE COLOR CODING

- NERO/*BLACK* = **NEGATIVO - / *NEGATIVE* -**
- ROSSO/*RED* = **POSITIVO + / *POSITIVE* +**

CAVO DALI / *DALI CABLE*

DALI

- NERO / *BLACK* = **DA | L**
- BIANCO / *WHITE* = **DA | N**

SERIE / *SERIES*: SUELO_R, QUARA_R, BERET_2R, BERET_2Q

BRAND: i-LED

MARRONE / BROWN = LINEA / *LINE*
AZZURRO / LIGHT BLUE = NEUTRO / *NEUTRAL*
GIALLO-VERDE / YELLOW-GREEN = TERRA / EARTH CPC | PE

CABLAGGIO IN PARALLELO | TENSIONE COSTANTE
PARALLEL WIRING | CONSTANT VOLTAGE

CV

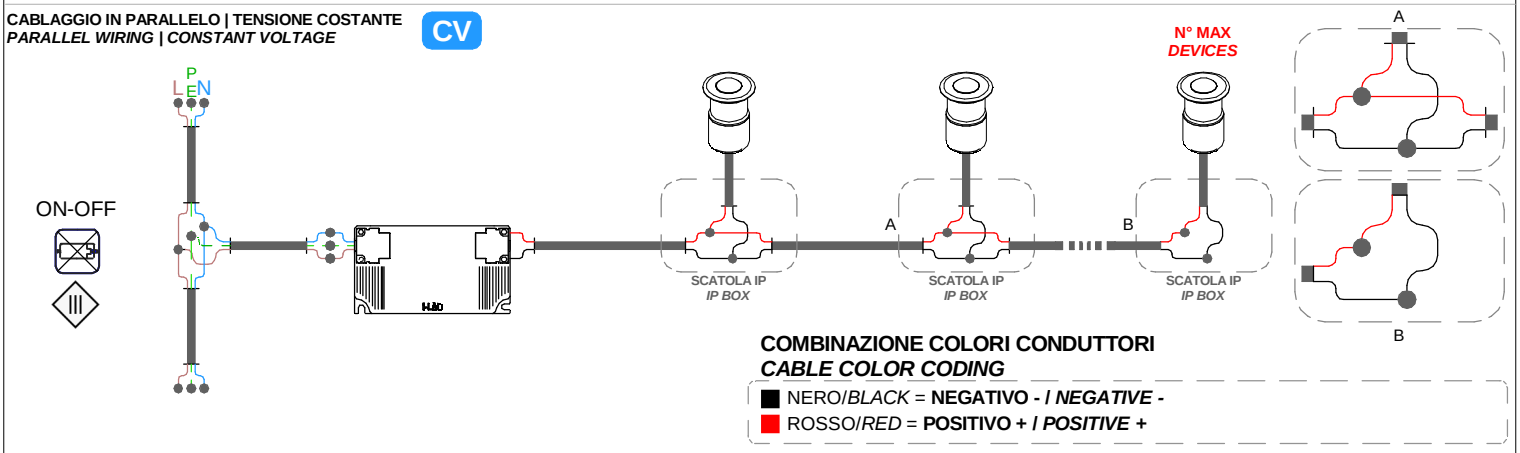

COMBINAZIONE COLORI CONDUTTORI
CABLE COLOR CODING

- NERO/*BLACK* = **NEGATIVO - / *NEGATIVE -***
- ROSSO/*RED* = **POSITIVO + / *POSITIVE +***

CABLAGGIO IN PARALLELO | TENSIONE COSTANTE
PARALLEL WIRING | CONSTANT VOLTAGE

CV

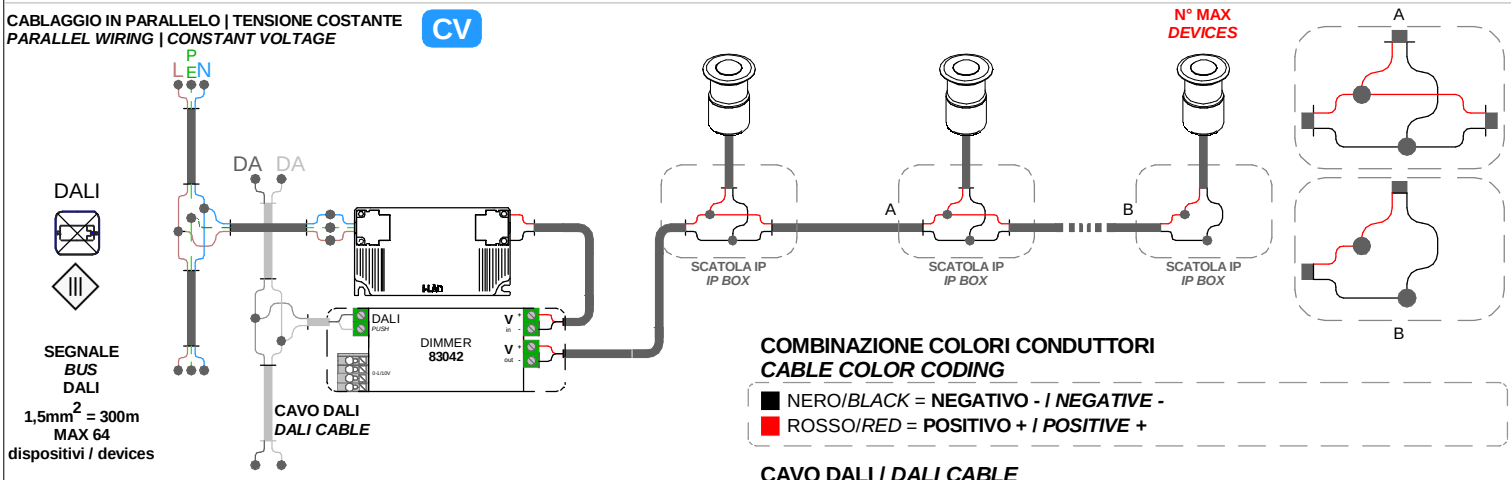

SEGNALE
BUS
DALI
1,5mm^2 = 300m
MAX 64
dispositivi / devices

CAVO DALI
DALI CABLE

COMBINAZIONE COLORI CONDUTTORI
CABLE COLOR CODING

- NERO/*BLACK* = **NEGATIVO - / *NEGATIVE -***
- ROSSO/*RED* = **POSITIVO + / *POSITIVE +***

CAVO DALI / *DALI CABLE*

DALI

- NERO / *BLACK* = **DALI 1**
- BIANCO / *WHITE* = **DALI 2**