SERIE | *SERIES*: SUELO_R; _R Pro; _RJ Pro;_RX; _RX Pro; _RXJ Pro; 316_R

BRAND: i-LED H.52-63 (SUELO316_R) 68, 66 ,131, 114, 154, 207, 171, 122 [mm]

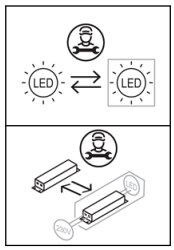



A

SUELO316_R
80432

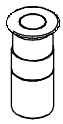

B

SUELO_R
C01050
C01135
80441
82531
80442

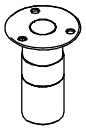

C

SUELO_RX
Pro
C01051
C01136
80437
82540
80438
82541

SUELO316
RX_Pro
93114
94151
C01789

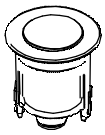

D

SUELO_R	SUELO_RJ
C00074	76221
C00103	76222
76207	76223
76209	76224
76210	
76212	

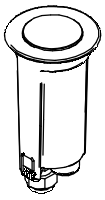

E

SUELO_R	SUELO_R Pro	SUELO_RJ
C00083	*76215*	76225
76213	*76216*	
76214	*76217*	
	76218	
	76219	

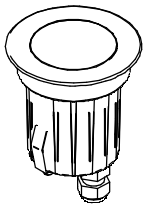

F

SUELO_R	SUELO_R Pro	SUELO_RJ
C00075	80558	80576
C00112	80559	80578
80546	80560	
76701	76709	
80547	76710	
76702	80564	
88550	80565	
76703	80566	
80551	76711	
76702	76712	
C01709		
C01737		
C01710		
C01743		



G

SUELO_R	SUELO_R Pro	SUELO_RJ Pro
81717	80570	80580
C00115	82535	
80554	80571	
76203	82536	
80555	76204	
76717	76718	
88550	76719	
C01711	76720	
C01738		

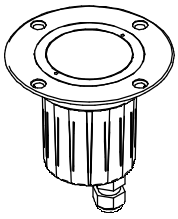

H

SUELO_R	SUELO_RX Pro	SUELO_RXJ
C00113	80561	80577
C00114	80562	80579
80548	80563	
76705	76713	
80549	76714	
76706	80567	
80552	80568	
76707	80569	
80553	76715	
76708	76716	
81718		
C01713		
C01739		
C01712		
C01744		

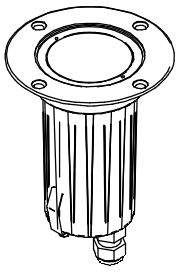

I

SUELO_R	SUELO_RX Pro	SUELO_RXJ
C00116	80573	80581
80556	82542	82545
76205	80574	
80557	82543	
76721	76206	
C01714	76722	
C01740	76723	
	76724	

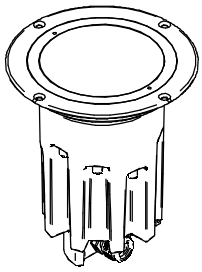

L

SUELO_RX Pro
80612
82547
81110

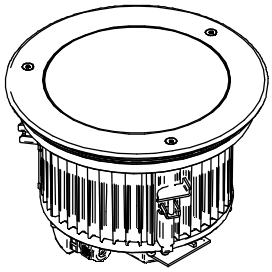

M

SUELO_RX
80616
81734

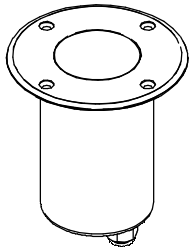

N

SUELO_BRASS
82266
82267
82268
82269

SERIE | *SERIES*: SUELO_R; _R Pro; _RJ Pro;_RX; _RX Pro; _RXJ Pro; 316_R

BRAND: i-LèD H.52-63 (SUELO316_R) 68, 66 ,131, 114, 154, 207, 171, 122 [mm]

IP68 PRESSACAVO IP *IP CABLE GLAND*

ACCESSORI NON INCLUSI | *NOT INCLUDED ACCESSORIES*

CHIAVE PER RIMOZIONE REINSTALLAZIONE FLANGIA
FLANGE REMOVING REINSTALLING TOOL

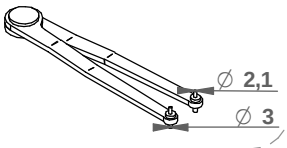

84992

IP68 **INCLUDED**

ADAPTERs

PG16 to CONDUIT Ø20mm
PG21 to CONDUIT Ø30mm

PG16 to PG21

KEY FOR CABLE GLAND

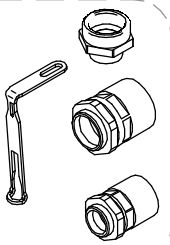

CONTROCASSA | OUTERCASING

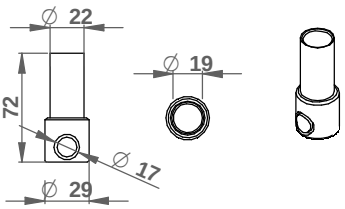

A



99678 A

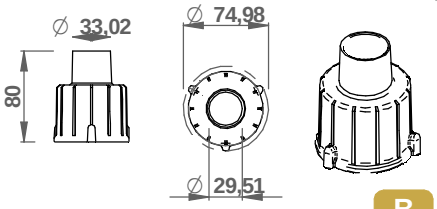

99684 B

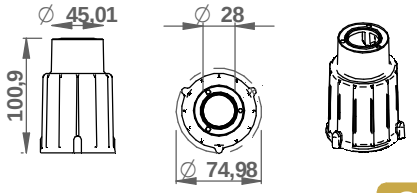

99685 C

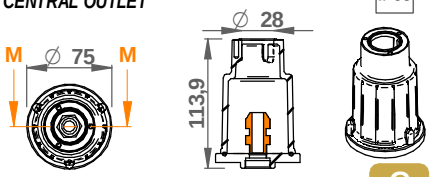

84990 C

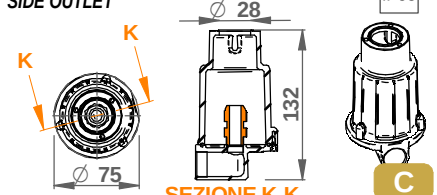

84945 C

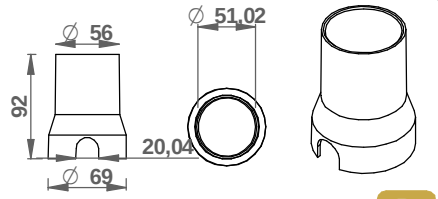

84936 D

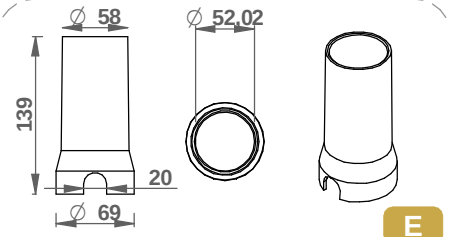

84935 E

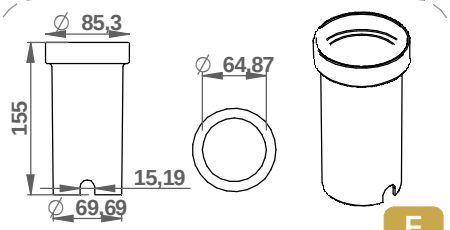

99680 F

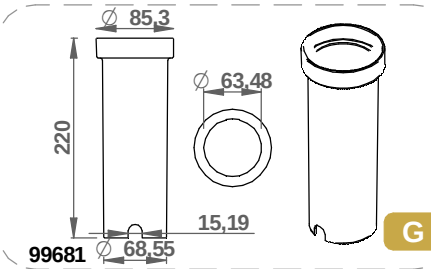

99681 G

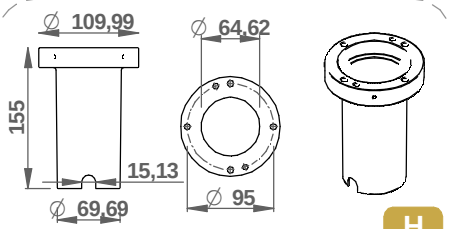

98121 H

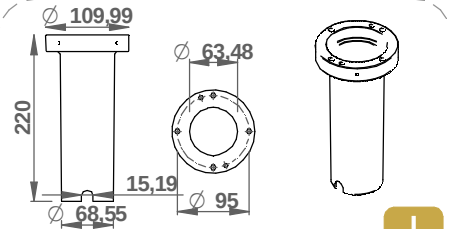

98122 I

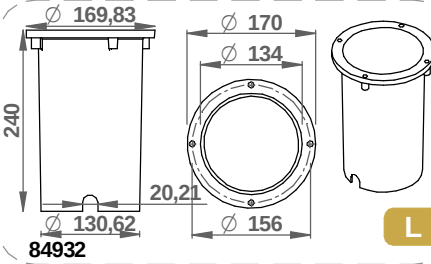

84932 L

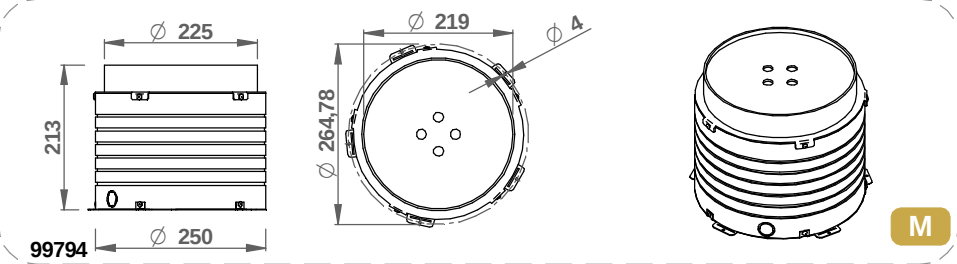

99794 M

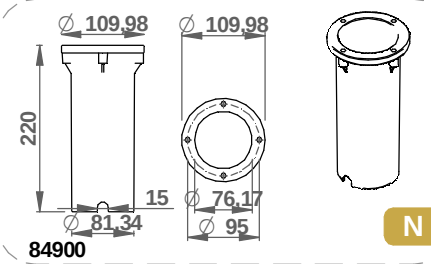

84900 N

SERIE | *SERIES*: SUELO_R; _R Pro; _RJ Pro;_RX; _RX Pro; _RXJ Pro; 316_R

BRAND: i-LèD H.52-63 (SUELO316_R) 68, 66 ,131, 114, 154, 207, 171, 122 [mm]

A

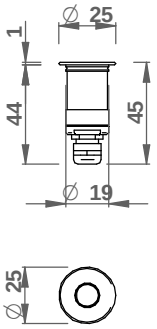

B

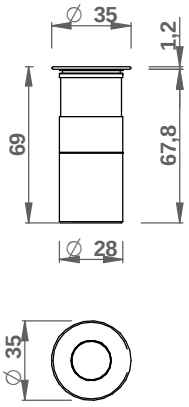

C

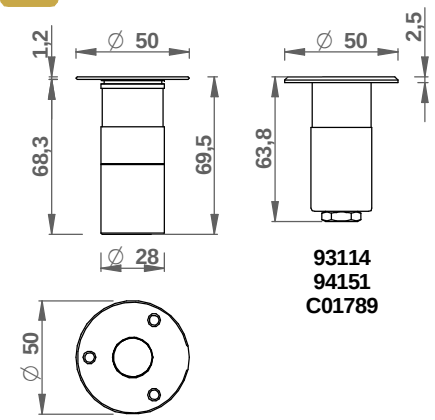

D

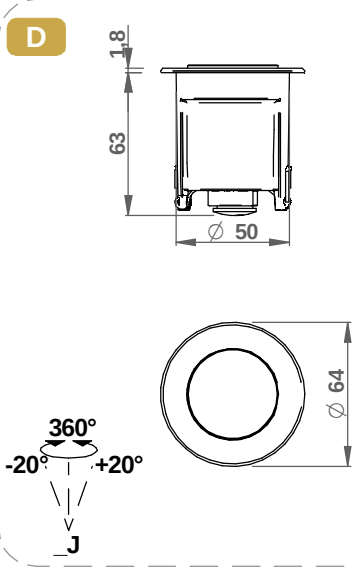

E

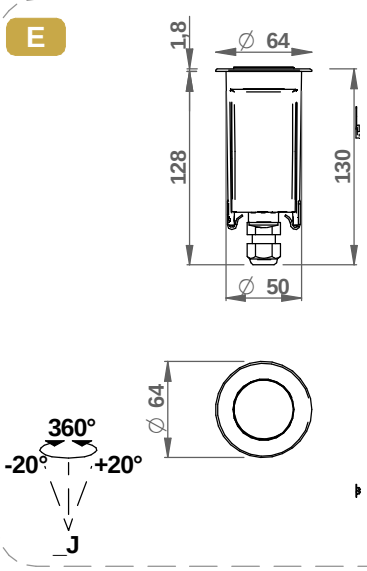

F

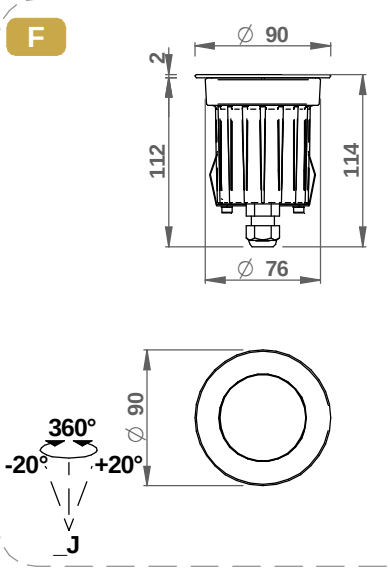

G

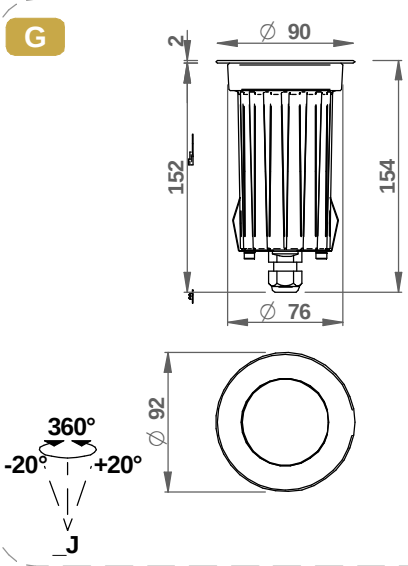

H

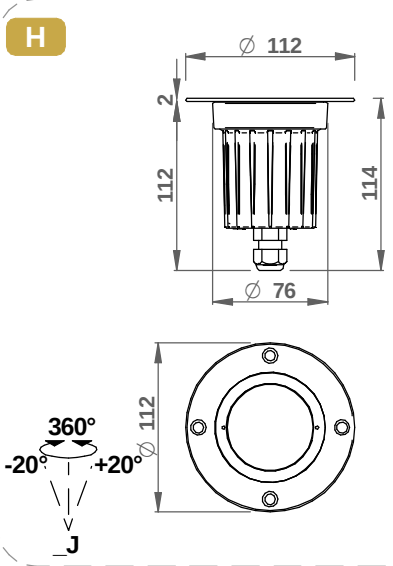

I

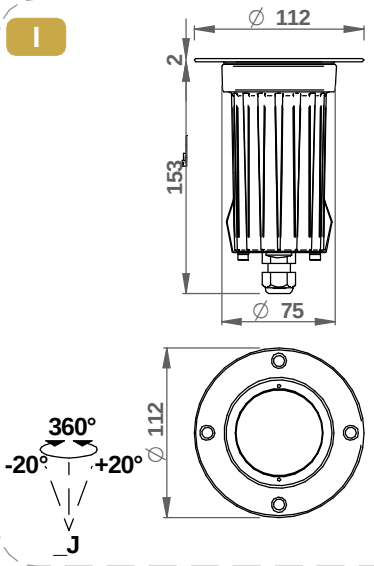

SERIE | *SERIES*: SUELO_R; _R Pro; _RJ Pro;_RX; _RX Pro; _RXJ Pro; 316_R

BRAND: i-LèD **H.52-63 (SUELO316_R) 68, 66 ,131, 114, 154, 207, 171, 122 [mm]**

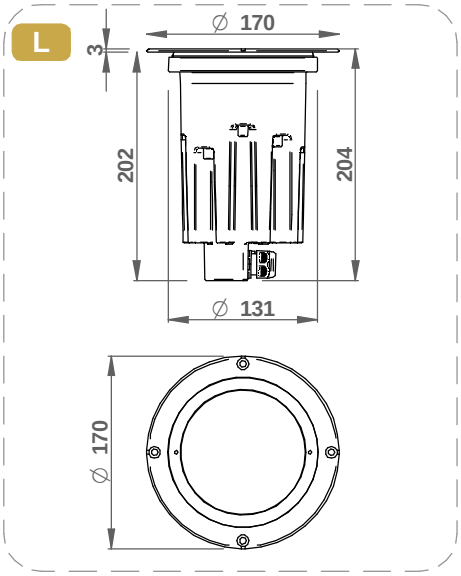

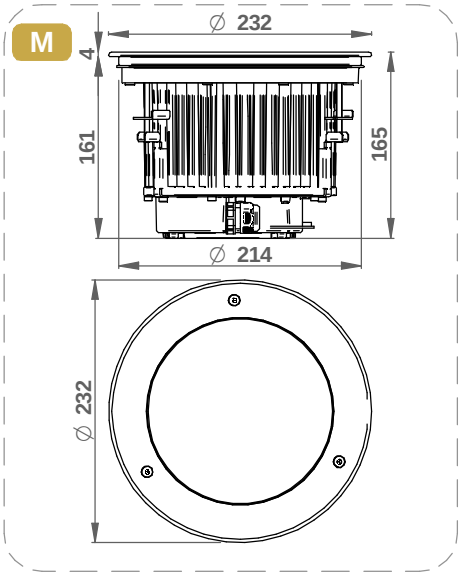

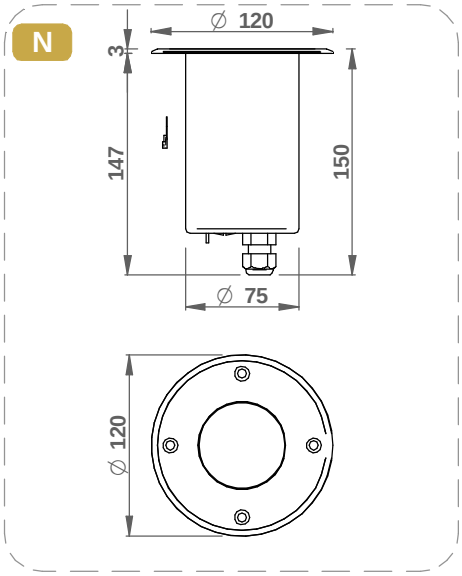

SPECIFICHE PRODOTTI - CODICI | *PRODUCTS SPECIFICATION - CODES*

CODE	Type	Input AC [V]	Dimensions [mm]	Power [W]	Voltage [V]	Current [mA]	Weight [Kg]	Walk Over	Drive Over [Kg]	Safety Class	IP	IK	CRI	CCT [°K] - Energy Class			N° Light Source	Type of Conn.
														2700	3000	4000		
76203	Suelo_R	220-240	ø90x154	9	-	-	0,8	Yes	2500	**1**	67	10	80	E	D	D	1	Y
76204	Suelo_R Pro	220-240	ø90x154	10	-	-	0,8	Yes	2500	**1**	67	10	80	E	D	D	1	Y
76205	Suelo_RX	220-240	ø112x154	9	-	-	0,8	Yes	2500	**1**	67	10	80	E	D	D	1	Y
76206	Suelo_RX Pro	220-240	ø112x154	10	-	-	0,8	Yes	2500	**1**	67	10	80	F	D	D	1	Y
76207	Suelo_R	-	ø64x65	4,5	9	500	0,3	Yes	2500	**3**	67	9	80	F	E	E	1	Y
76208	Suelo_R	-	ø64x65	4,5	9	500	0,3	Yes	2500	**3**	67	9	80	F	E	E	1	Y
76209	Suelo_R	-	ø64x65	4,5	9	500	0,3	Yes	2500	**3**	67	9	80	F	E	E	1	Y
76210	Suelo_R	-	ø64x65	5	24 CV	-	0,3	Yes	2500	**3**	67	9	80	F	E	E	1	Y
76211	Suelo_R	-	ø64x65	5	24 CV	-	0,3	Yes	2500	**3**	67	9	80	F	E	E	1	Y
76212	Suelo_R	-	ø64x65	5	24 CV	-	0,3	Yes	2500	**3**	67	9	80	F	E	E	1	Y
76213	Suelo_R	220-240	ø64x131	5,9	-	-	0,4	Yes	2500	**1**	67	9	80	F	E	E	1	Y
76214	Suelo_R	220-240	ø64x131	5,9	-	-	0,4	Yes	2500	**1**	67	9	80	F	E	E	1	Y
76215	Suelo_R Pro	-	ø64x131	4,5	9	500	0,4	Yes	2500	**3**	67	9	80	F	E	E	1	Y
76216	Suelo_R Pro	-	ø64x131	4,5	9	500	0,4	Yes	2500	**3**	67	9	80	F	E	E	1	Y
76217	Suelo_R Pro	-	ø64x131	4,5	9	500	0,4	Yes	2500	**3**	67	9	80	F	E	E	1	Y
76218	Suelo_R Pro	-	ø64x131	5	24 CV	-	0,4	Yes	2500	**3**	67	9	80	F	E	E	1	Y
76219	Suelo_R Pro	-	ø64x131	5	24 CV	-	0,4	Yes	2500	**3**	67	9	80	F	E	E	1	Y
76220	Suelo_R Pro	-	ø64x131	5	24 CV	-	0,4	Yes	2500	**3**	67	9	80	F	E	E	1	Y
76221	Suelo_RJ	-	ø64x65	4,5	9	500	0,3	Yes	2500	**3**	67	9	80	F	E	E	1	Y
76222	Suelo_RJ	-	ø64x65	4,5	9	500	0,3	Yes	2500	**3**	67	9	80	F	E	E	1	Y
76223	Suelo_RJ	-	ø64x65	5	24 CV	-	0,3	Yes	2500	**3**	67	9	80	F	E	E	1	Y
76224	Suelo_RJ	-	ø64x65	5	24 CV	-	0,3	Yes	2500	**3**	67	9	80	F	E	E	1	Y
76225	Suelo_RJ	220-240	ø64x130	5,9	-	-	0,4	Yes	2500	**1**	67	9	80	F	E	E	1	Y
76701	Suelo_R	-	ø90x114	8	36	220	0,7	Yes	2500	**3**	67	10	80	E	D	D	1	Y
76702	Suelo_R	-	ø90x114	8	36	220	0,7	Yes	2500	**3**	67	10	80	E	D	E	1	Y
76703	Suelo_R	-	ø90x114	9	24 CV	-	0,7	Yes	2500	**3**	67	10	80	E	D	D	1	Y
76704	Suelo_R	-	ø90x114	9	24 CV	-	0,7	Yes	2500	**3**	67	10	80	E	D	D	1	Y
76705	Suelo_RX	-	ø112x114	8	36	220	0,7	Yes	2500	**3**	67	10	80	E	D	D	1	Y
76706	Suelo_RX	-	ø112x114	8	36	220	0,7	Yes	2500	**3**	67	10	80	E	D	D	1	Y
76707	Suelo_RX	-	ø112x114	9	24 CV	-	0,7	Yes	2500	**3**	67	10	80	E	D	D	1	Y
76708	Suelo_RX	-	ø112x114	9	24 CV	-	0,7	Yes	2500	**3**	67	10	80	E	D	D	1	Y
76709	Suelo_R Pro	-	ø90x114	8	36	220	0,7	Yes	2500	**3**	67	10	80	E	D	D	1	Y
76710	Suelo_R Pro	-	ø90x114	8	36	220	0,7	Yes	2500	**3**	67	10	80	E	D	D	1	Y
76711	Suelo_R Pro	-	ø90x114	9	24 CV	-	0,7	Yes	2500	**3**	67	10	80	E	D	D	1	Y

Ta: -20°C ÷ 50°C

*L'insieme faretto + controcassa una volta installati garantisce la resistenza al carico statico pari a quanto tiportato in tabella.
*Once installed, the spotlight + housing assembly guarantees static load resistance equal to the values given in the table.

SERIE | *SERIES*: SUELO_R; _R Pro; _RJ Pro;_RX; _RX Pro; _RXJ Pro; 316_R

BRAND: i-LED H.52-63 (SUELO316_R) 68, 66 ,131, 114, 154, 207, 171, 122 [mm]

76712	Suelo_R Pro	-	⌀90x114	9	24 CV	-	0,7	Yes	2500	**3**	67	10	80	E	D	D	1	Y
76713	Suelo_RX Pro	-	⌀112x114	8	36	220	0,7	Yes	2500	**3**	67	10	80	E	D	D	1	Y
76714	Suelo_RX Pro	-	⌀112x114	8	36	220	0,7	Yes	2500	**3**	67	10	80	E	D	D	1	Y
76715	Suelo_RX Pro	-	⌀112x114	9	24 CV	-	0,7	Yes	2500	**3**	67	10	80	E	D	D	1	Y
76716	Suelo_RX Pro	-	⌀112x114	9	24 CV	-	0,7	Yes	2500	**3**	67	10	80	E	D	D	1	Y
76717	Suelo_R	220-240	⌀90x154	9	-	-	0,8	Yes	2500	**1**	67	10	80	E	D	D	1	Y
76718	Suelo_R Pro	220-240	⌀90x154	10	-	-	0,8	Yes	2500	**1**	67	10	80	E	D	D	1	Y
76719	Suelo_R Pro	220-240	⌀90x154	10	-	-	0,8	Yes	2500	**1**	67	10	80	E	D	D	1	Y
76720	Suelo_R Pro	220-240	⌀90x154	10	-	-	0,8	Yes	2500	**1**	67	10	80	E	D	D	1	Y
76721	Suelo_RX	220-240	⌀112x154	10	-	-	0,8	Yes	2500	**1**	67	10	80	F	E	E	1	Y
76722	Suelo_RX Pro	220-240	⌀112x154	10	-	-	0,8	Yes	2500	**1**	67	10	80	F	E	E	1	Y
76723	Suelo_RX Pro	220-240	⌀112x154	10	-	-	0,8	Yes	2500	**1**	67	10	80	F	E	E	1	Y
76724	Suelo_RX Pro	220-240	⌀112x154	10	-	-	0,8	Yes	2500	**1**	67	10	80	F	E	E	1	Y
80432	Suelo316_R	-	⌀25x52.2	1	3	350	0,1	Yes	2500	**3**	67	9	80	D	D	D	1	Y
80437	Suelo_RX Pro	-	⌀50x68	3	24 CV	-	0,2	Yes	2500	**3**	67	9	80	D	D	D	1	Y
80438	Suelo_RX Pro	-	⌀50x68	3	24 CV	-	0,2	Yes	2500	**3**	67	9	80	D	D	D	1	Y
80441	Suelo_R Pro	-	⌀35x68	3	24 CV	-	0,2	Yes	2500	**3**	67	9	80	D	D	D	1	Y
80442	Suelo_R Pro	-	⌀35x68	3	24 CV	-	0,2	Yes	2500	**3**	67	9	80	D	D	D	1	Y
80546	Suelo_R	-	⌀90x114	8	12	630	0,7	Yes	2500	**3**	67	10	80	E	E	E	1	Y
80547	Suelo_R	-	⌀90x114	8	12	630	0,7	Yes	2500	**3**	67	10	80	E	E	E	1	Y
80548	Suelo_RX	-	⌀112x114	8	12	630	0,7	Yes	2500	**3**	67	10	80	E	E	E	1	Y
80549	Suelo_RX	-	⌀112x114	8	12	630	0,7	Yes	2500	**3**	67	10	80	E	E	E	1	Y
80550	Suelo_R	-	⌀90x114	9	24 CV	-	0,7	Yes	2500	**3**	67	10	80	E	D	D	1	Y
80551	Suelo_R	-	⌀90x114	9	12	630	0,7	Yes	2500	**3**	67	10	80	E	E	E	1	Y
80552	Suelo_RX	-	⌀112x114	9	24 CV	-	0,7	Yes	2500	**3**	67	10	80	E	D	D	1	Y
80553	Suelo_RX	-	⌀112x114	9	12	630	0,7	Yes	2500	**3**	67	10	80	E	E	E	1	Y
80554	Suelo_R	220-240	⌀90x154	10,5	-	-	0,8	Yes	2500	**1**	67	10	80	E	D	D	1	Y
80555	Suelo_R	220-240	⌀90x154	10,5	-	-	0,8	Yes	2500	**1**	67	10	80	E	E	E	1	Y
80556	Suelo_RX	-	⌀112x114	8	36	220	0,7	Yes	2500	**3**	67	10	80	E	D	D	1	Y
80557	Suelo_RX	220-240	⌀112x154	9	-	-	0,8	Yes	2500	**1**	67	10	80	E	E	E	1	Y
80558	Suelo_R Pro	-	⌀90x114	8	12	630	0,7	Yes	2500	**3**	67	10	80	E	E	E	1	Y
80559	Suelo_R Pro	-	⌀90x114	8	12	630	0,7	Yes	2500	**3**	67	10	80	E	E	E	1	Y
80560	Suelo_R Pro	-	⌀90x114	8	12	630	0,7	Yes	2500	**3**	67	10	80	E	E	E	1	Y
80561	Suelo_RX Pro	-	⌀112x114	8	12	630	0,7	Yes	2500	**3**	67	10	80	E	E	E	1	Y
80562	Suelo_RX Pro	-	⌀112x114	8	12	630	0,7	Yes	2500	**3**	67	10	80	E	E	E	1	Y
80563	Suelo_RX Pro	-	⌀112x114	8	12	630	0,7	Yes	2500	**3**	67	10	80	E	E	E	1	Y
80564	Suelo_R Pro	-	⌀90x114	9	24 CV	-	0,7	Yes	2500	**3**	67	10	80	E	E	E	1	Y
80565	Suelo_R Pro	-	⌀90x114	9	24 CV	-	0,7	Yes	2500	**3**	67	10	80	E	E	E	1	Y
80566	Suelo_R Pro	-	⌀90x114	9	24 CV	-	0,7	Yes	2500	**3**	67	10	80	E	E	E	1	Y
80567	Suelo_RX Pro	-	⌀112x114	9	24 CV	-	0,7	Yes	2500	**3**	67	10	80	E	E	E	1	Y
80568	Suelo_RX Pro	-	⌀112x114	9	24 CV	-	0,7	Yes	2500	**3**	67	10	80	E	E	E	1	Y
80569	Suelo_RX Pro	-	⌀112x114	9	24 CV	-	0,7	Yes	2500	**3**	67	10	80	E	E	E	1	Y
80570	Suelo_R Pro	220-240	⌀90x154	10	-	-	0,8	Yes	2500	**1**	67	10	80	E	E	E	1	Y
80571	Suelo_R Pro	220-240	⌀90x154	10	-	-	0,8	Yes	2500	**1**	67	10	80	E	E	E	1	Y
80573	Suelo_RX Pro	220-240	⌀112x154	10	-	-	0,8	Yes	2500	**1**	67	10	80	E	E	E	1	Y
80574	Suelo_RX Pro	220-240	⌀112x154	10	-	-	0,8	Yes	2500	**1**	67	10	80	E	E	E	1	Y
80576	Suelo_RJ Pro	-	⌀90x114	8	12	630	0,7	Yes	2500	**3**	67	10	80	E	E	E	1	Y
80577	Suelo_RXJ	-	⌀112x114	8	12	630	0,7	Yes	2500	**3**	67	10	80	E	E	E	1	Y
80578	Suelo_RJ Pro	-	⌀90x114	9	24 CV	-	0,7	Yes	2500	**3**	67	10	80	E	E	E	1	Y
80579	Suelo_RXJ	-	⌀112x114	9	24 CV	-	0,7	Yes	2500	**3**	67	10	80	E	E	E	1	Y
80580	Suelo_RJ	220-240	⌀90x154	10	-	-	0,8	Yes	2500	**1**	67	10	80	E	E	E	1	Y
80581	Suelo_RXJ	220-240	⌀112x154	10	-	-	0,8	Yes	2500	**1**	67	10	80	E	E	E	1	Y
80612	Suelo_RX Pro	220-240	⌀170x207	15	-	-	2,0	Yes	2500	**1**	67	10	80	E	E	E	1	Y
80616	Suelo_RX	220-240	⌀232x171	26	-	-	3,0	Yes	2500	**1**	67	10	80	E	E	E	1	Y
81110	Suelo_RX	220-240	⌀170x207	15	-	-	2,0	Yes	2500	**1**	67	10	80	E	E	E	1	Y
81717	Suelo_R RGBW	-	⌀90x154	8	12	630	0,8	Yes	2500	**3**	67	10	0	RGBW - G			1	Y
81718	Suelo_RX RGBW	-	⌀112x154	8	12	630	0,7	Yes	2500	**3**	67	10	0	RGBW - G			1	Y
81734	Suelo_RX	220-240	⌀232x171	27	-	-	3,0	Yes	2500	**1**	67	10	80	F	E	E	1	Y

Ta: -20°C ÷ 50°C

*L'insieme faretto + controcassa una volta installati garantisce la resistenza al carico statico pari a quanto tiportato in tabella.
*Once installed, the spotlight + housing assembly guarantees static load resistance equal to the values given in the table.

SERIE | *SERIES*: SUELO_R; _R Pro; _RJ Pro;_RX; _RX Pro; _RXJ Pro; 316_R

BRAND: i-LèD **H.52-63 (SUELO316_R) 68, 66 ,131, 114, 154, 207, 171, 122 [mm]**

CONNESSIONE IP *IP CONNECTION*

82266	Suelo_Brass	220-240	⌀120x150	9	-	-	2,5	Yes	2000	**1**	67	9	80	F	E	E	1	Y
82267	Suelo_Brass	220-240	⌀120x150	9	-	-	2,5	Yes	2000	**1**	67	9	80	F	E	E	1	Y
82268	Suelo_Brass	220-240	⌀120x150	9	-	-	2,5	Yes	2000	**1**	67	9	80	F	E	E	1	Y
82269	Suelo_Brass	220-240	⌀120x150	9	-	-	2,5	Yes	2000	**1**	67	9	80	F	E	E	1	Y
82531	Suelo_R Pro	-	⌀35x68	3	24 CV	-	0,2	Yes	2500	**3**	67	9	80	D	D	D	1	Y
82532	Suelo_R Pro	-	⌀35x68	3	24 CV	-	0,2	Yes	2500	**3**	67	9	80	D	D	D	1	Y
82535	Suelo_R Pro	220-240	⌀90x154	10	-	-	0,8	Yes	2500	**1**	67	10	80	E	E	E	1	Y
82536	Suelo_R Pro	220-240	⌀90x154	10	-	-	0,8	Yes	2500	**1**	67	10	80	D	D	D	1	Y
82540	Suelo_RX Pro	-	⌀50x68	3	24 CV	-	0,2	Yes	2500	**3**	67	9	80	D	D	D	1	Y
82541	Suelo_RX Pro	-	⌀50x68	3	24 CV	-	0,2	Yes	2500	**3**	67	9	80	D	D	D	1	Y
82542	Suelo_RX Pro	220-240	⌀112x154	10	-	-	0,8	Yes	2500	**1**	67	10	80	E	E	E	1	Y
82543	Suelo_RX Pro	220-240	⌀112x154	10	-	-	0,8	Yes	2500	**1**	67	10	80	E	E	E	1	Y
82545	Suelo_RXJ	220-240	⌀112x154	10	-	-	0,8	Yes	2500	**1**	67	10	80	E	E	E	1	Y
82547	Suelo_RX Pro	220-240	⌀170x207	15	-	-	2,0	Yes	2500	**1**	67	10	80	E	E	E	1	Y
93114	Suelo316_RX Pro	-	⌀50x63	2	3	630	0,8	-		**3**	68	10	80	D	D	D	1	Y
94151	Suelo316_RX Pro	-	⌀50x63	2,1	3	220	0,8	-		**3**	68	10	80	RGB - G				Y
C00074	Suelo_R	-	⌀64x65	2	3	630	0,3	Yes	2500	**3**	67	9	80	F	E	F	1	Y
C00075	Suelo_R	-	⌀90x114	2	3	630	0,7	Yes	2500	**3**	67	10	80	F	E	F	1	Y
C00083	Suelo_R	220-240	⌀64x130.8	2,5	-	-	0,4	Yes	2500	**1**	67	9	80	F	E	F	1	Y
C00103	Suelo_R	-	⌀64x65	3	24 CV	-	0,3	Yes	2500	**3**	67	9	80	F	E	F	1	Y
C00112	Suelo_R	-	⌀90x114	3	24 CV	-	0,7	Yes	2500	**3**	67	10	80	F	E	F	1	Y
C00113	Suelo_RX	-	⌀112x114	2	3	630	0,7	Yes	2500	**3**	67	10	80	F	E	F	1	Y
C00114	Suelo_RX	-	⌀112x114	3	24 CV	-	0,7	Yes	2500	**3**	67	10	80	F	E	F	1	Y
C00115	Suelo_R	220-240	⌀90x154	2,5	-	-	0,8	Yes	2500	**1**	67	10	80	F	E	F	1	Y
C00116	Suelo_RX	220-240	⌀112x154	2,5	-	-	0,8	Yes	2500	**1**	67	10	80	F	E	F	1	Y
C01050	Suelo_R Pro	-	⌀35x68	2-3	3	630-1000	0,2	Yes	2500	**3**	67	9	80	D	D	D	1	Y
C01051	Suelo_RX Pro	-	⌀50x68	2-3	3	630-1000	0,2	Yes	2500	**3**	67	9	80	D	D	D	1	Y
C01135	Suelo_R Pro	-	⌀35x68	2-3	3	630-1000	0,2	Yes	2500	**3**	67	9	80	D	D	D	1	Y
C01709	Suelo_R	-	⌀90x114	8	36	220	0,7	Yes	2500	**3**	67	10	80	D	D	D	1	Y
C01710	Suelo_R	-	⌀90x114	9	24 CV	-	0,7	Yes	2500	**3**	67	10	80	D	D	D	1	Y
C01711	Suelo_R	220-240	⌀90x154	9	-	-	0,7	Yes	2500	**1**	67	10	80	D	D	D	1	Y
C01712	Suelo_RX	-	⌀112x114	9	24 CV	-	0,7	Yes	2500	**3**	67	10	80	D	D	D	1	Y
C01713	Suelo_RX	-	⌀112x114	8	36	220	0,7	Yes	2500	**3**	67	10	80	D	D	D	1	Y
C01714	Suelo_RX	-	⌀112x154	8	36	220	0,7	Yes	2500	**3**	67	10	80	D	D	D	1	Y
C01737	Suelo_R	-	⌀90x114	8	36	220	0,7	Yes	2500	**3**	67	10	80	D	D	D	1	Y
C01738	Suelo_R	220-240	⌀90x154	9	-	-	0,7	Yes	2500	**1**	67	10	80	D	D	D	1	Y
C01739	Suelo_RX	-	⌀112x114	8	36	220	0,7	Yes	2500	**3**	67	10	80	D	D	D	1	Y
C01740	Suelo_RX		⌀112x154	8	36	220	0,7	Yes	2500	**3**	67	10	80	D	D	D	1	Y
C01743	Suelo_R	-	⌀90x114	9	24 CV	-	0,7	Yes	2500	**3**	67	10	80	D	D	D	1	Y
C01744	Suelo_RX	-	⌀112x114	9	24 CV	-	0,7	Yes	2500	**3**	67	10	80	D	D	D	1	Y
C01789	Suelo316_RX Pro	-	⌀50x63	2,6	3	220	0,9	-		**3**	68	10	80	RGBW - G				Y

Ta: -20°C ÷ 50°C

*L'insieme faretto + controcassa una volta installati garantisce la resistenza al carico statico pari a quanto tiportato in tabella.
*Once installed, the spotlight + housing assembly guarantees static load resistance equal to the values given in the table.

INSTALLAZIONE SU CARTONGESSO O SUPERFICI SOLIDE | *DRYWALL OR SOLID SURFACES INSTALLATION*

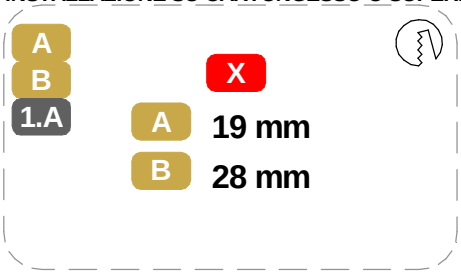

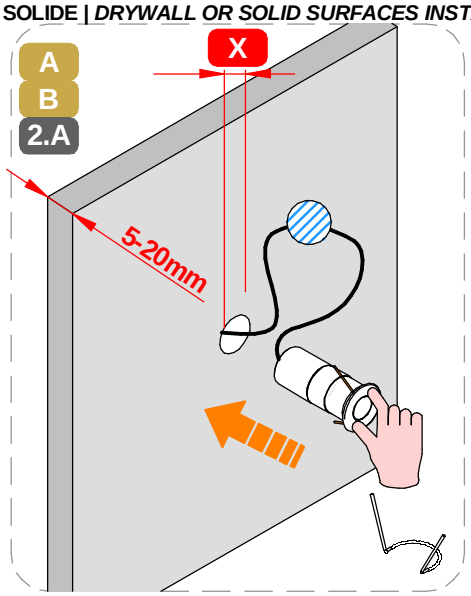

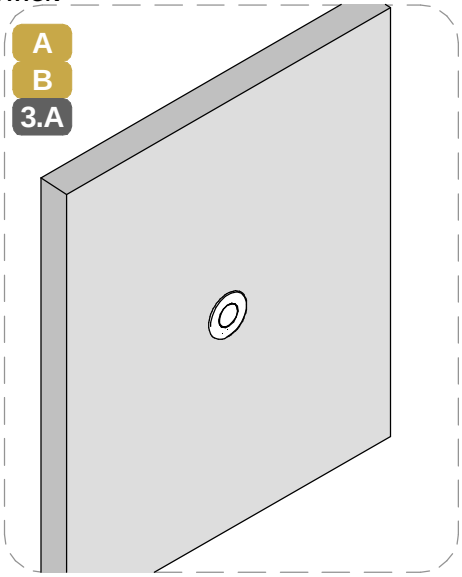

SERIE | *SERIES*: SUELO_R; _R Pro; _RJ Pro;_RX; _RX Pro; _RXJ Pro; 316_R

BRAND: i-LED H.52-63 (SUELO316_R) 68, 66 ,131, 114, 154, 207, 171, 122 [mm]

IP68 CONNESSIONE IP *IP CONNECTION*

INSTALLAZIONE A TERRA | *GROUND INSTALLATION*

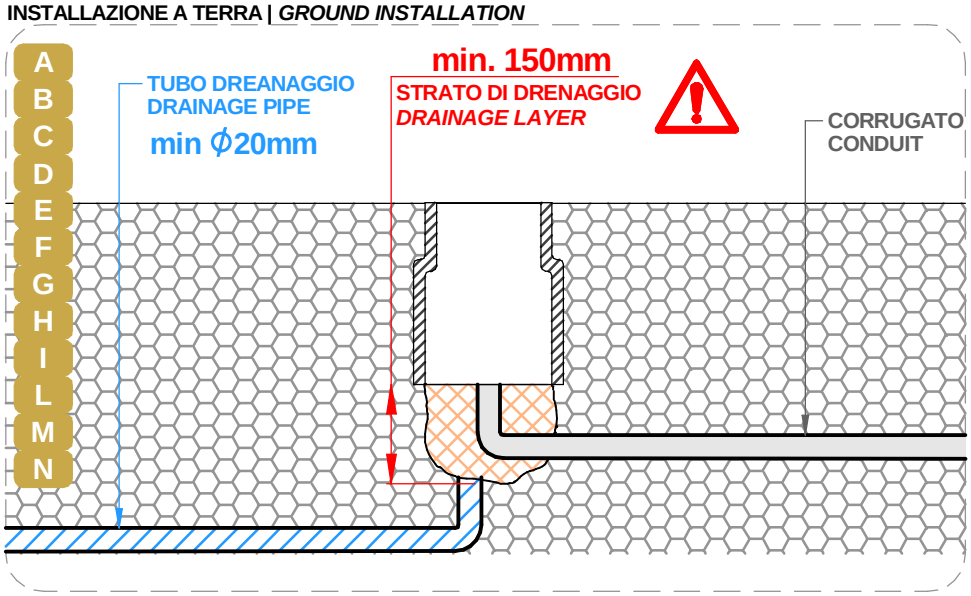

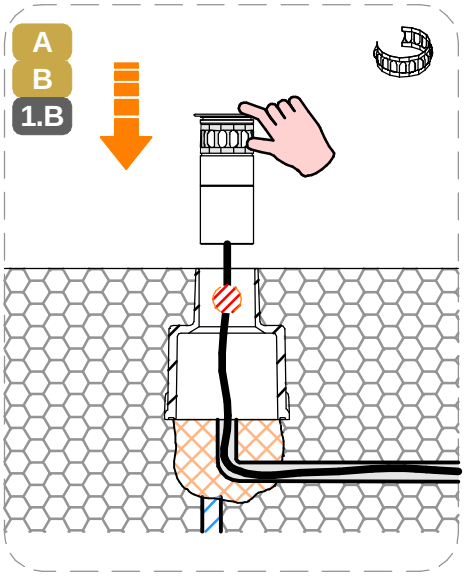

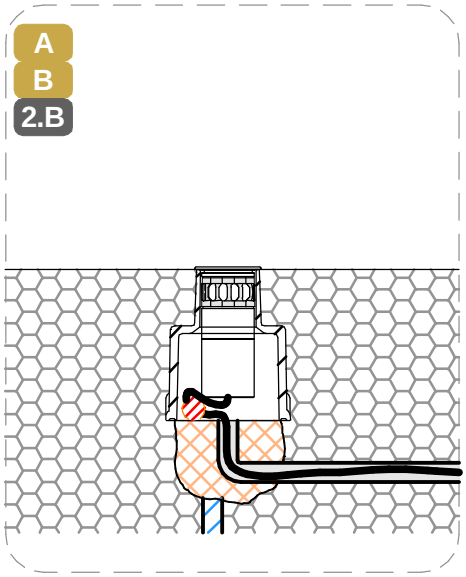

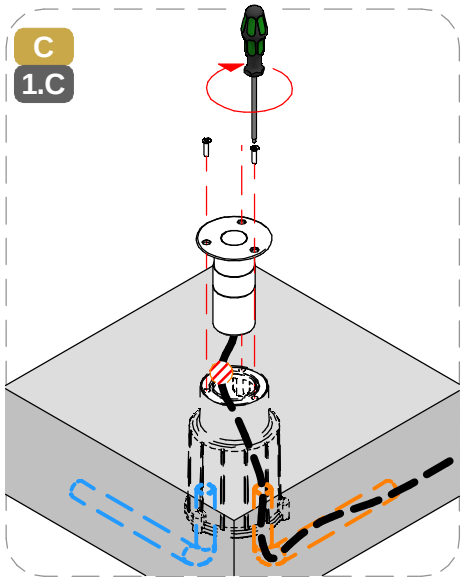

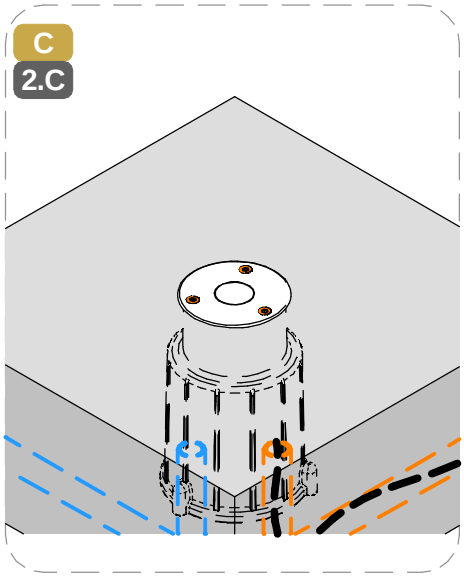

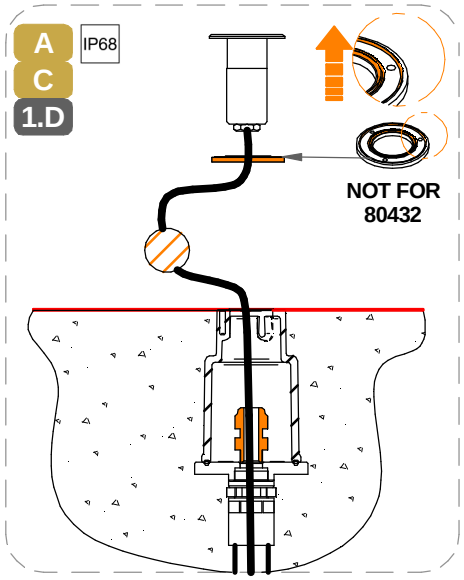

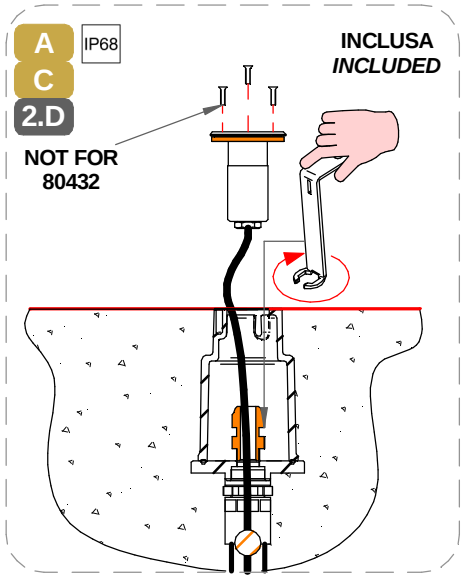

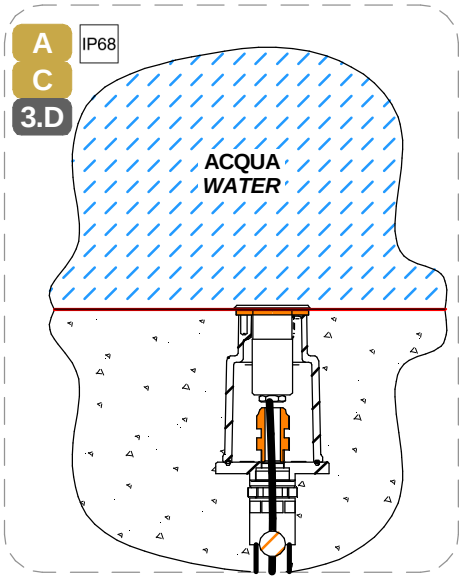

SERIE | *SERIES*: SUELO_R; _R Pro; _RJ Pro;_RX; _RX Pro; _RXJ Pro; 316_R

BRAND: i-LED **H.52-63 (SUELO316_R) 68, 66 ,131, 114, 154, 207, 171, 122 [mm]**

IP68 **CONNESSIONE IP** *IP CONNECTION*

D E 1.E

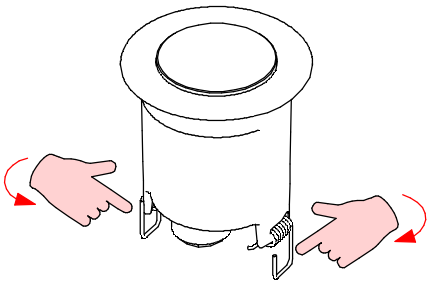

D E 2.E

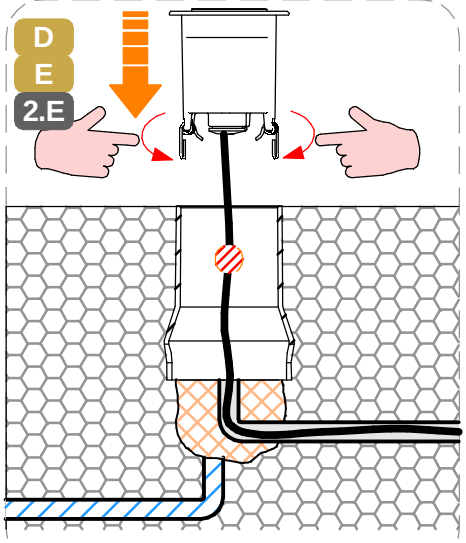

D E 3.E

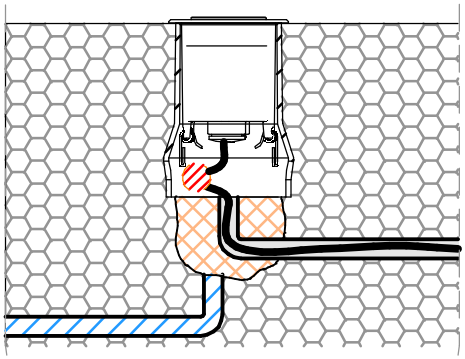

F G 1.F

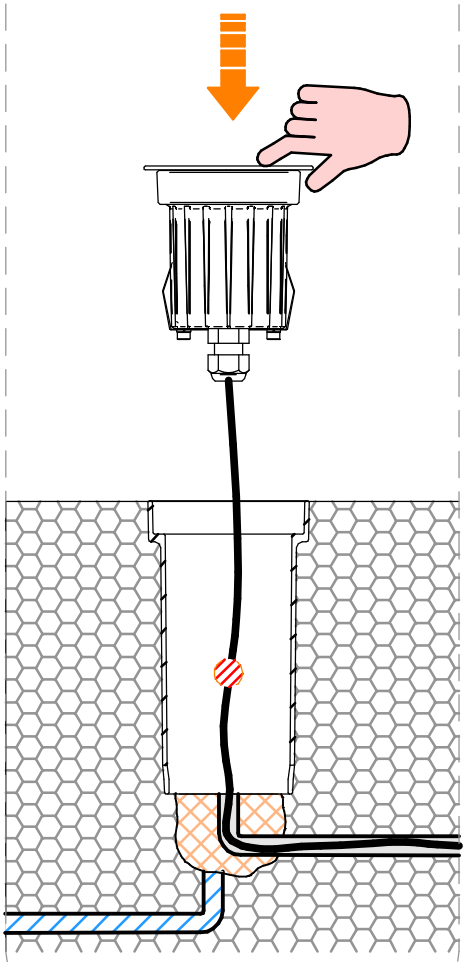

H I L N 1.G

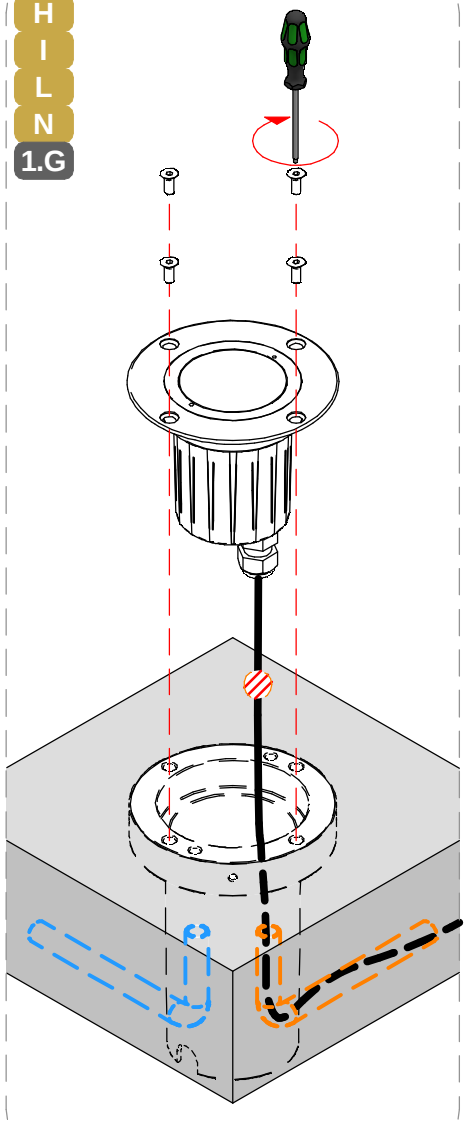

M 1.H

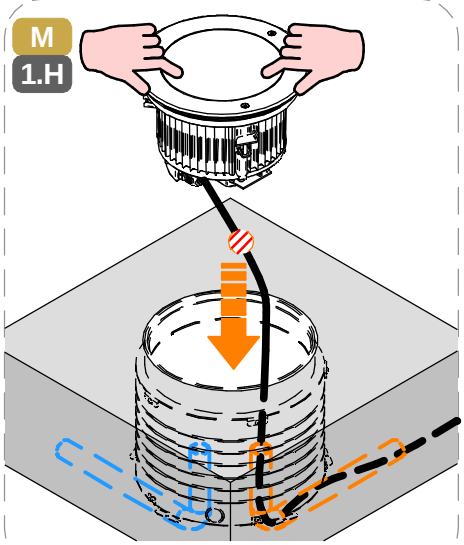

M 2.H

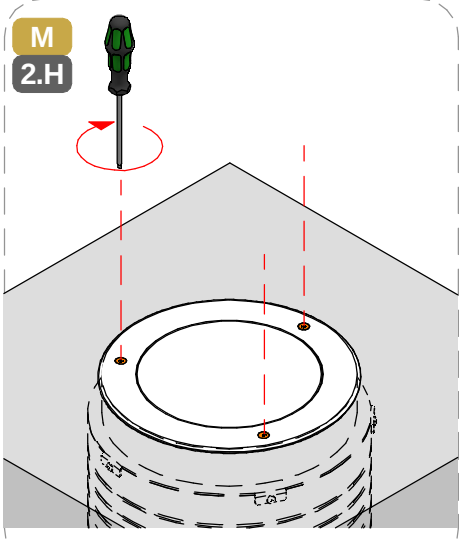

SERIE | *SERIES*: SUELO_R; _R Pro; _RJ Pro;_RX; _RX Pro; _RXJ Pro; 316_R

BRAND: i-LèD H.52-63 (SUELO316_R) 68, 66 ,131, 114, 154, 207, 171, 122 [mm]

F G 2.F

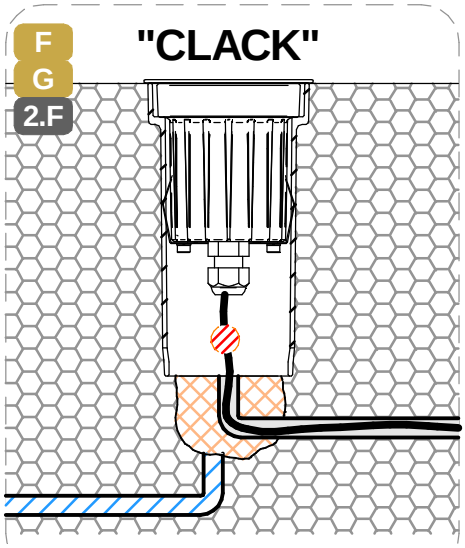

H I L N 2.G

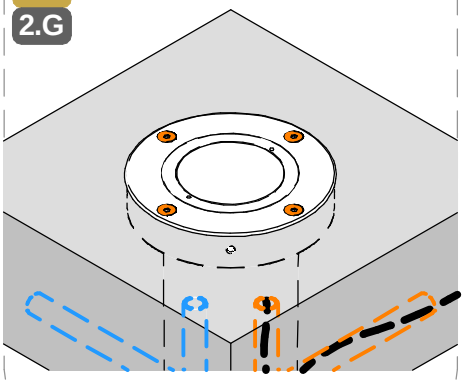

M 3.H

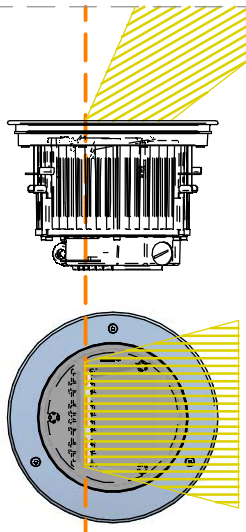

WALL-WASHER

REGOLAZIONE BASCULAZIONE VERSIONI _J / *TILTING ADJUSTMENT _J TYPES*

D E F G 1.I

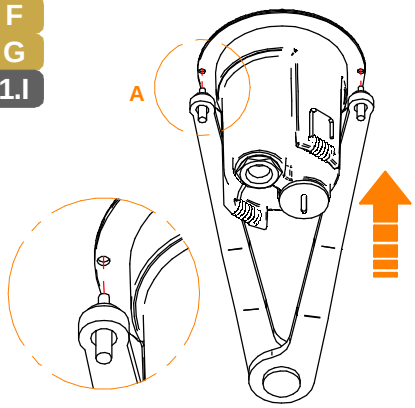

DETTAGLIO A
DETAIL A

D E F G 2.I

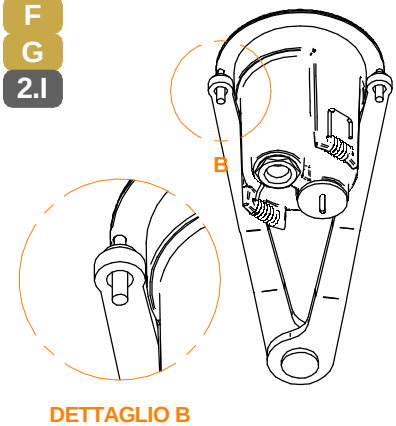

DETTAGLIO B
DETAIL B

D E F G 3.I

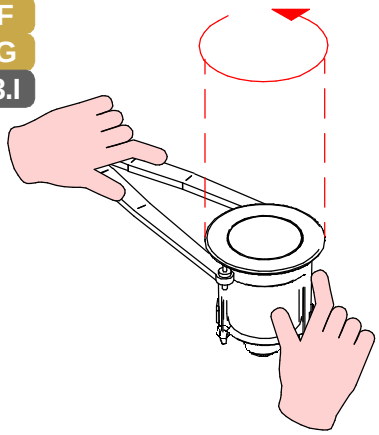

D E F G 4.I

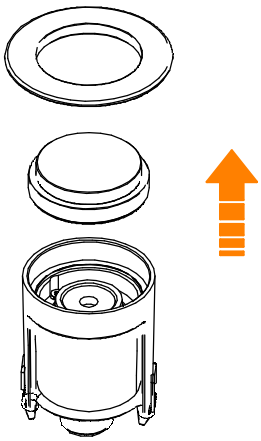

D E F G 5.I

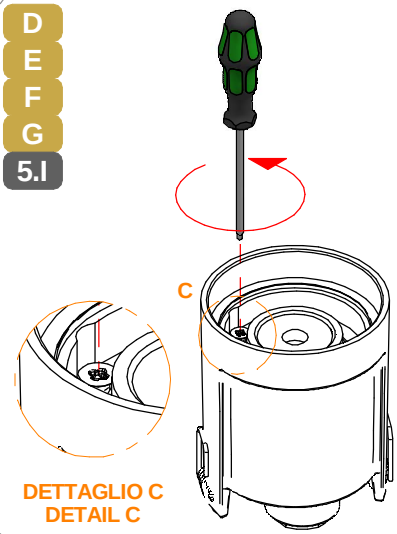

DETTAGLIO C
DETAIL C

D E F G 6.I

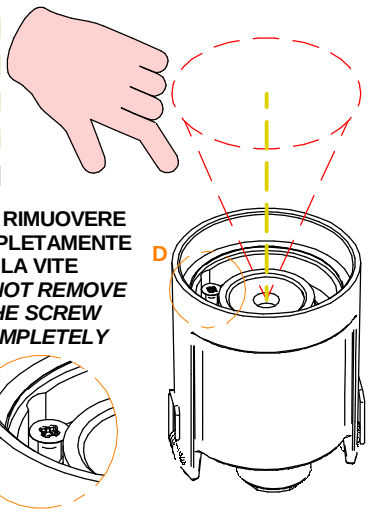

NON RIMUOVERE COMPLETAMENTE LA VITE
DO NOT REMOVE THE SCREW COMPLETELY

DETTAGLIO D
DETAIL D

SERIE | *SERIES*: SUELO_R; _R Pro; _RJ Pro;_RX; _RX Pro; _RXJ Pro; 316_R

BRAND: i-LED **H.52-63 (SUELO316_R) 68, 66 ,131, 114, 154, 207, 171, 122 [mm]**

D E F G 7.I

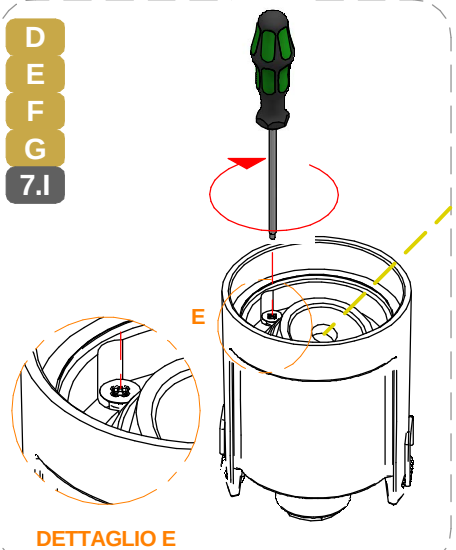

DETTAGLIO E
DETAIL E

D E F G 8.I

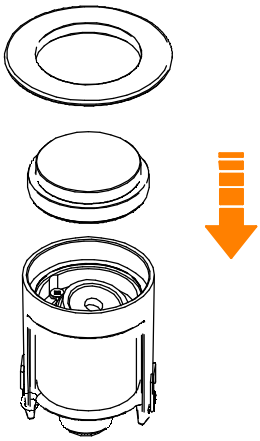

D E F G 9.I



CHIUDERE CON FORZA OD IL GRADO IP NON SARA' MANTENUTO

TIGHTEN FIRMLY OR THE IP DEEGRE WILL NOT BE RESTORED

F G 1.L

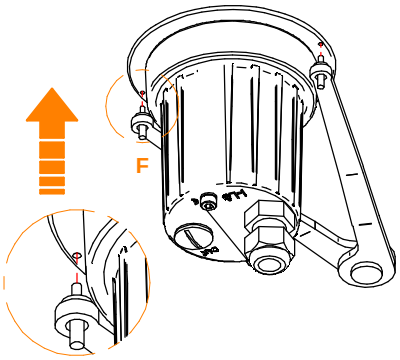

DETTAGLIO F
DETAIL F

F G 2.L

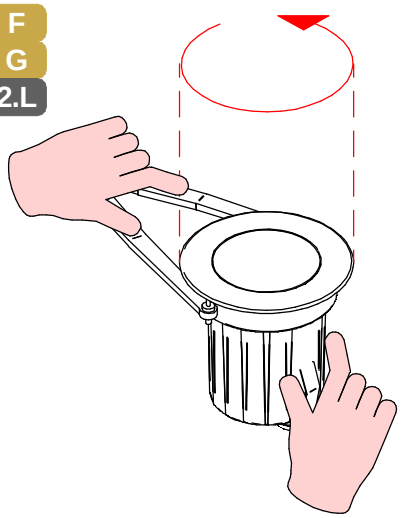

F G 3.L

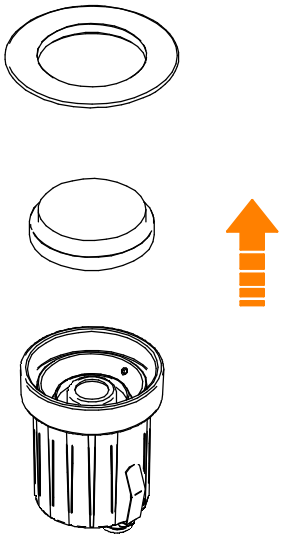

H I 4.L

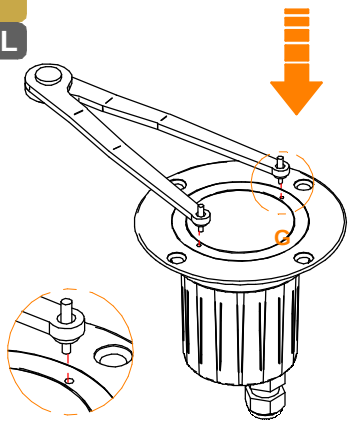

DETTAGLIO G
DETAIL G

H I 5.L

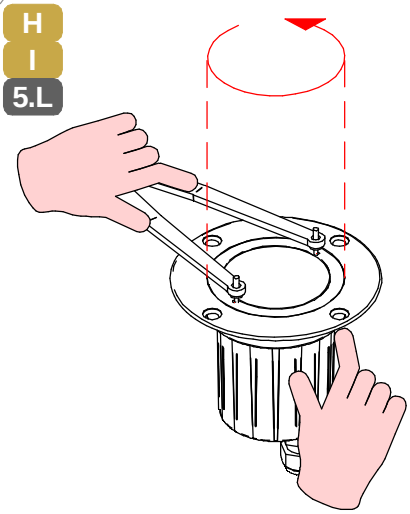

H I 6.L

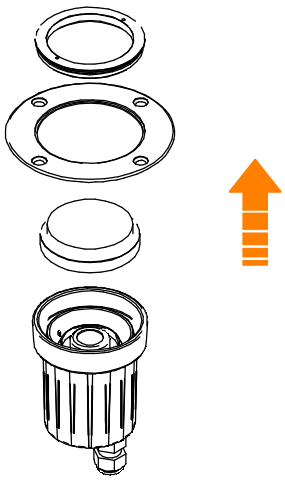

SERIE | *SERIES*: SUELO_R; _R Pro; _RJ Pro;_RX; _RX Pro; _RXJ Pro; 316_R

BRAND: i-LèD H.52-63 (SUELO316_R) 68, 66 ,131, 114, 154, 207, 171, 122 [mm]

F G H I **7.L**

SVITARE DI POCO IL GRANO
NON RIMUOVERLO
UNTIGHTEN THE SET SCREW
DO NOT REMOVE

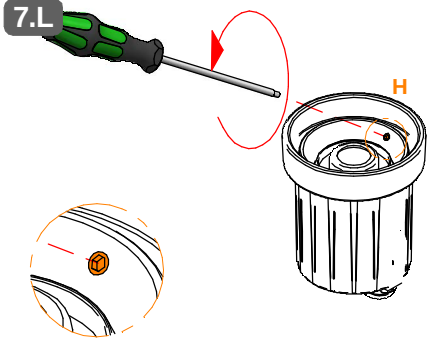

DETTAGLIO H
DETAIL H

F G H I **8.L**

INSERIRE UN CACCIAVITE NEL FORO PER BASCULARE
FIT A SCREWDRIVER IN THE HOLE TO TILT

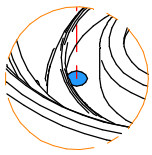

DETTAGLIO I
DETAIL I

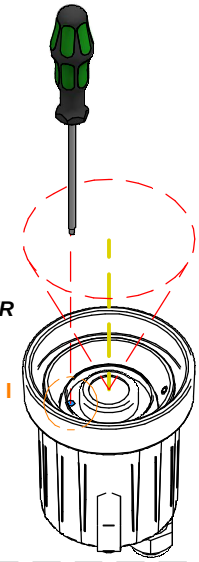

F G H I **9.L**

RIAVVITARE COMLETAMENTE
IL GRANO
TIGHTEN THE SET SCREW

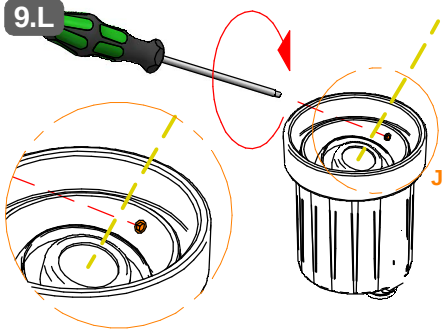

DETTAGLIO J
DETAIL J

F G **1.M**

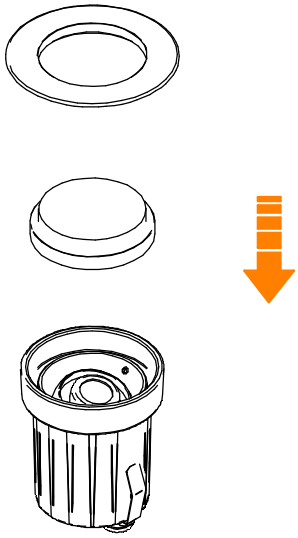

F G **2.M**



CHIUDERE CON FORZA OD IL GRADO IP NON SARA' MANTENUTO

TIGHTEN FIRMLY OR THE IP DEEGRE WILL NOT BE RESTORED

H I **3.M**

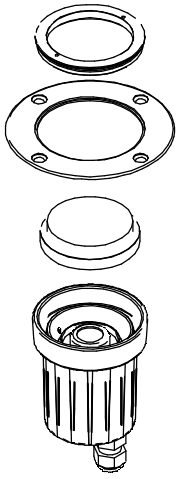

H I **4.M**



CHIUDERE CON FORZA OD IL GRADO IP NON SARA' MANTENUTO

TIGHTEN FIRMLY OR THE IP DEEGRE WILL NOT BE RESTORED

D E F G H I

MENTRE SI AVVITA O SVITA LA FLANGIA
CONTINUARE A TENERLA PREMUTA
CONTRO IL CORPO PER NON IMBOCCARE IN MODO SCORRETTO LA FILETTATURA

WHILE SCREWING OR UNSCREWING THE FLANGE, KEEP IT PRESSED AGAINST THE HOUSING TO PREVENT MISALIGNING AND CROSS-THREADING THE THREADS

F G H I **5.M**

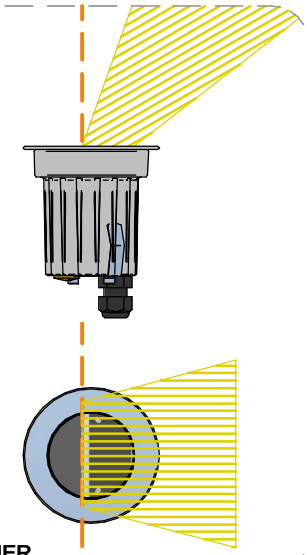

WALL-WASHER

SERIE | *SERIES*: SUELO_R; _R Pro; _RJ Pro;_RX; _RX Pro; _RXJ Pro; 316_R

BRAND: i-LèD **H.52-63 (SUELO316_R) 68, 66 ,131, 114, 154, 207, 171, 122 [mm]**

MARRONE / BROWN = LINEA / *LINE*
AZZURRO / LIGHT BLUE = NEUTRO / *NEUTRAL*
GIALLO-VERDE / YELLOW-GREEN = TERRA / EARTH CPC | PE

CABLAGGIO / *WIRING*

1

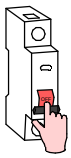

TUTTE LE OPERAZIONI DI COLLEGAMENTO ALLA RETE ELETTRICA DEVONO ESSERE CONDOTTE IN MANCANZA DI TENSIONE

ALL THE WIRING OPERATION MUST BE PERFORMED WITH MCB IN OFF POSITION

2



SE IL PRODOTTO E' DEFINITO IN CLASSE 1, IL CONDUTTORE DI MESSA A TERRA DI PROTEZIONE DEVE ESSERE SEMPRE COLLEGATO

IF THE FITTING IS CLASS 1 RATED, THE CPC | EARTH | PE CONDUCTOR MUST BE CONNECTED

3

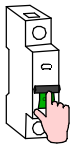

SE L'IMPIANTO E' STATO COMPLETATO ED E' IN SICUREZZA, PUO' ESSERE ALIMENTATO

WHEN THE CIRCUIT IS COMPLETED AND SAFE, MCB CAN BE SET IN ON POSITION



SE IL PRODOTTO E' DEFINITO IN CLASSE 3, IL CIRCUITO SECONDARIO A BASSA TENSIONE DEVE ESSERE COLLEGATO ALL'ALIMENTATORE PRIMA CHE QUESTO SIA SOTTO TENSIONE

IF THE FITTING IS CLASS 3 RATED, THE LOW VOLTAGE CIRCUIT MUST BE WIRED BEFORE THE POWER SUPPLY IS POWERED ON

SE IL CARICO VENISSE COLLEGATO AD ALIMENTATORE SOTTO TENSIONE, I PRODOTTI POTREBBERO DANNEGGIARSI, SUBENDO UN DANNO DA SOVRATENSIONE

IF THE LOAD IS WIRED TO AN ALREADY ON POWER SUPPLY, THE FITTINGS COULD BE DAMAGED BY VOLTAGE SURGE

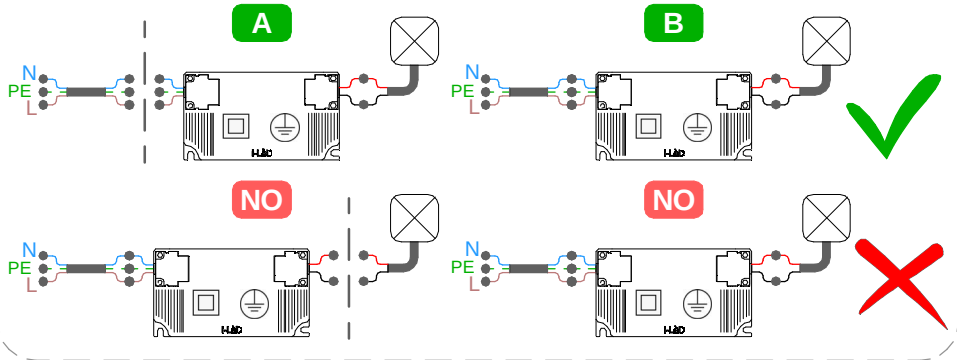



SI PREGA SEGUIRE LE BUONE PRATICHE DI DIMENSIONAMENTO E SEZIONAMENTO DELL'IMPIANTO ELETTRICO, TENENDO PRESENTE: LE CARATTERISTICHE DELL' INTERRUTTORE DIFFERENZIALE ED IL NUMERO DI ARTICOLI COLLEGATI ALLA LINEA ELETTRICA; QUESTO PER AGEVOLARE L'IDENFICAZIONE DI EVENTUALI ANOMALIE SULLA LINEA ELETTRICA

PLEASE FOLLOW THE BEST PRACTICES IN ELECTRICAL SYSTEM DESIGN, PAING ATTENTION TO THE RCCB SWITCH CHARACTERISTICSAND THE NUMBER OF FITTINGS CONNECTED TO THE ELETRICAL LINE; THIS HELPS TO INDETIFY POSSIBLE ANOMALIES ON THE ELETRICAL LINE

AC

CORRENTE ALTERNATA
MAX. DISTANZA TRA DRIVER ED ULTIMO PRODOTTO | SEZIONE CAVO
ALTERNATE CURRENT
DRIVER TO LAST LIGHT FITTING MAX DISTANCE | WIRE SECTION

SEZIONE *SECTION* [mm2]	1	1,5	2,5
LUNGHEZZA *LENGHT* [m]	50	75	130

* Distanza massima dal driver all'ultimo articolo della linea a massimo carico.
Per lunghezze massime dei cavi effettive,fare riferimento a support@linealight.com
* *Maximum distance between LED driver and last device at full load.*
For effective maximum cable lengths,please refer to support@linealight.com

CC

CORRENTE COSTANTE
MAX. LUNGHEZZA INTERO ANELLO CIRCUITO | SEZIONE CAVO
CONSTANT CURRENT
LIGHT FITTING MAX LENGHT CIRCUIT LOOP | WIRE SECTION

SEZIONE *SECTION* [mm2]	0,5	0,75	1	1,5	2,5
LUNGHEZZA *LENGHT* [m]	20	30	40	50	100

* Distanza massima dal driver all'ultimo articolo della linea a massimo carico.
Per lunghezze massime dei cavi effettive,fare riferimento a support@linealight.com
* *Maximum distance between LED driver and last device at full load.*
For effective maximum cable lengths,please refer to support@linealight.com

CV

TENSIONE COSTANTE
MAX. DISTANZA TRA DRIVER ED ULTIMO PRODOTTO | SEZIONE CAVO
CONSTANT VOLTAGE
DRIVER TO LAST LIGHT FITTING MAX DISTANCE | WIRE SECTION

SEZIONE *SECTION* [mm2]	0,5	0,75	1	1,5	2,5
LUNGHEZZA *LENGHT* [m]	15	25	30	50	80

* Distanza massima dal driver all'ultimo articolo della linea a massimo carico.
Per lunghezze massime dei cavi effettive,fare riferimento a support@linealight.com
* *Maximum distance between LED driver and last device at full load.*
For effective maximum cable lengths,please refer to support@linealight.com

TIPO DI CONNESSIONE
TYPE OF CONNECTION

X: Se il cavo flessibile esterno di questo apparecchio è danneggiato, deve essere sostituito da un cavo speciale, disponibile esclusivamente presso il fabbricante, o il suo servizio di assistenza.
X: If the external flexible cable of this appliance is dameged, it must be replaced with a special cable, which is only avaible from the manufacturer or its service department.

Y: Se il cavo flessibile esterno di questo apparecchio è danneggiato, deve essere sostituito esclusivamente dal fabbricante, dal suo servizio di assistenza o da personale qualificato equivalente, al fine di evitare pericoli.
Y: If the external flexible cable of this appliance is dameged, it must only be replaced by the manufacturer, its service department or equivalent qualified personell in order to avoid danger.

Z: Il cavo flessibile esterno di questo apparecchio non può essere sostituito; se il cavo è danneggiato l'apparecchio deve essere distrutto.
Z: The external flexible cable fo this appliance cannot be replaced; if the cable is dameged, the appliance must be destroyed.



Per ridurre il rischio di strangolamento, il cavo flessibile collegato all'aparecchio deve essere efficacemente fissato alla parete, se si trova all'interno del volume di accessibilità.
To reduce the risk of strangulation, the flexible cable connected to the device must be securely fixed to the wall if it is located within the accessible area.

ASSICURARSI CHE LA CONTROCASSA OD IL PRODOTTO SIANO POSIZIONATI SU UNA SUPEFICE PIANA
MAKE SURE THE OUTER CASING OR THE LIGHT FITTING ARE PLACED ON A FLAT SURFACE

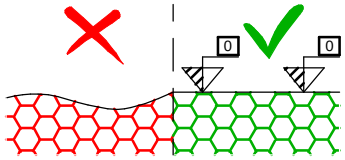

SERIE | *SERIES*: SUELO_R; _R Pro; _RJ Pro;_RX; _RX Pro; _RXJ Pro; 316_R

BRAND: i-LèD H.52-63 (SUELO316_R) 68, 66 ,131, 114, 154, 207, 171, 122 [mm]

CABLAGGIO IN SERIE | CORRENTE COSTANTE
SERIES WIRING | CONSTANT CURRENT

CC

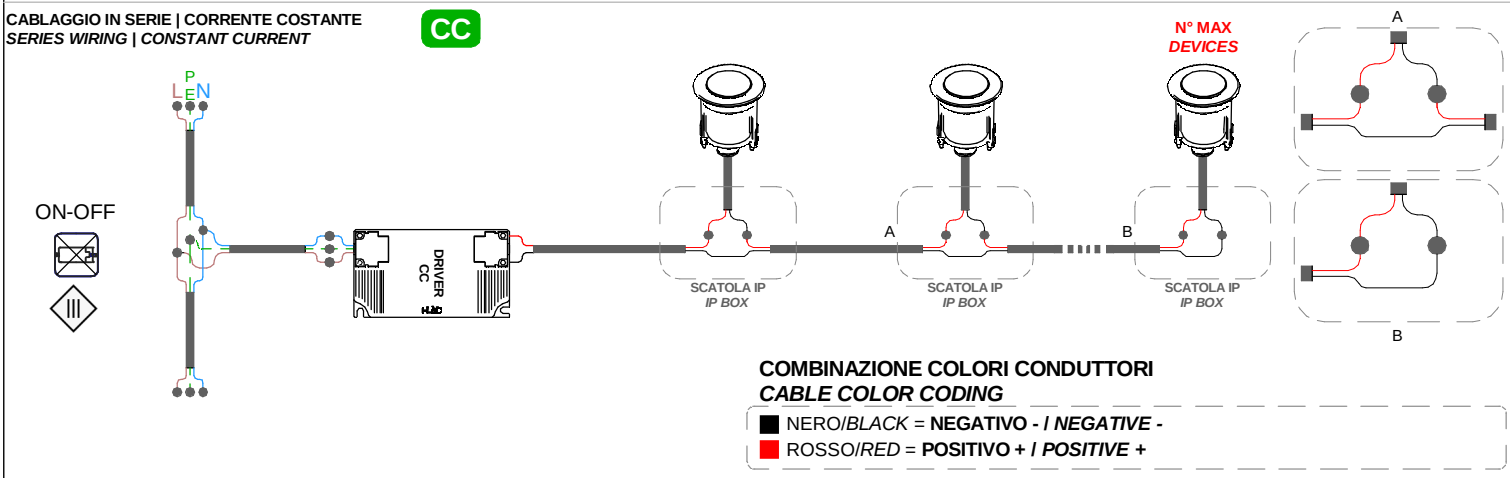

COMBINAZIONE COLORI CONDUTTORI
CABLE COLOR CODING

- NERO/*BLACK* = **NEGATIVO - / *NEGATIVE* -**
- ROSSO/*RED* = **POSITIVO + / *POSITIVE* +**

CABLAGGIO IN SERIE | CORRENTE COSTANTE
SERIES WIRING | CONSTANT CURRENT

CC

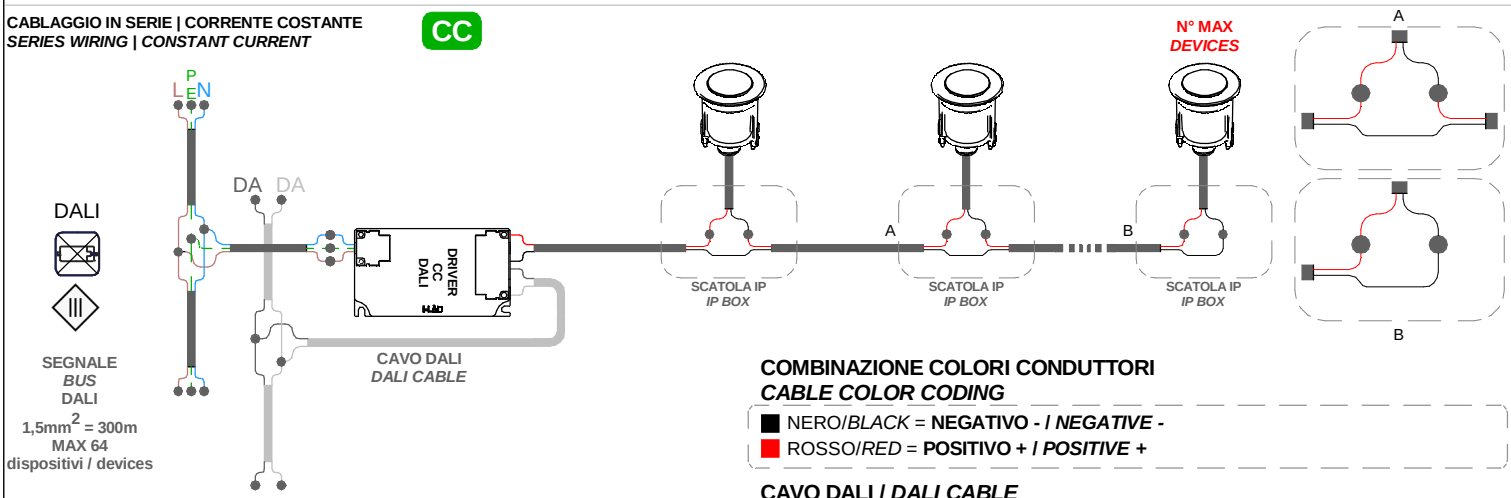

COMBINAZIONE COLORI CONDUTTORI
CABLE COLOR CODING

- NERO/*BLACK* = **NEGATIVO - / *NEGATIVE* -**
- ROSSO/*RED* = **POSITIVO + / *POSITIVE* +**

CAVO DALI / *DALI CABLE*

DALI

- NERO / *BLACK* = **DALI 1**
- BIANCO / *WHITE* = **DALI 2**

CABLAGGIO IN SERIE | CORRENTE COSTANTE
SERIES WIRING | CONSTANT CURRENT

CC

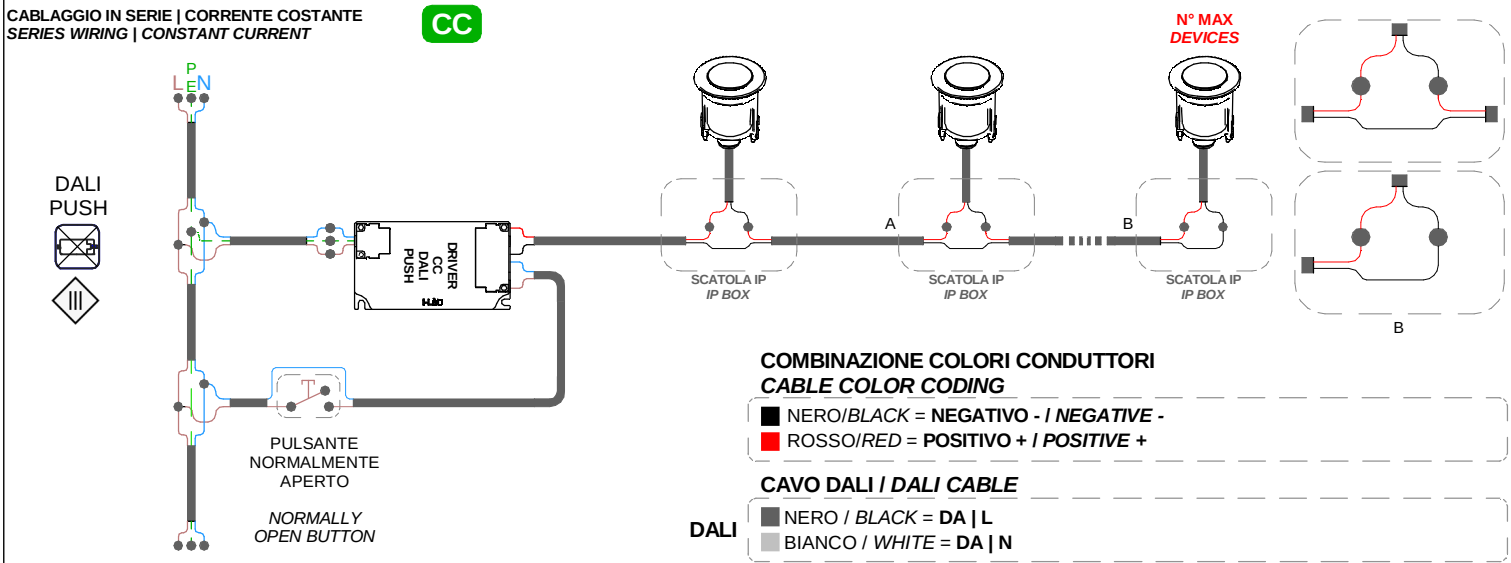

COMBINAZIONE COLORI CONDUTTORI
CABLE COLOR CODING

- NERO/*BLACK* = **NEGATIVO - / *NEGATIVE* -**
- ROSSO/*RED* = **POSITIVO + / *POSITIVE* +**

CAVO DALI / *DALI CABLE*

DALI

- NERO / *BLACK* = **DA | L**
- BIANCO / *WHITE* = **DA | N**

SERIE | *SERIES*: SUELO_R; _R Pro; _RJ Pro;_RX; _RX Pro; _RXJ Pro; 316_R

BRAND: i-LèD **H.52-63 (SUELO316_R) 68, 66 ,131, 114, 154, 207, 171, 122 [mm]**

N° MAX ***DEVICES***

N° DI PRODOTTI PER ALIMENTATORE ***N° OF LIGHT FITTINGS PER DRIVER***

CC

	ON OFF											DALI	DALI 2 PUSH				
CODICE *CODE*	89420	C-E200007	C-E200008	99185	99186	99342	89419	89421	C-E200006	C-E100046	C-E100033	C-E100047	C-E200002	C-E200003	C-E200004	C-E200005	C-E100034
76207		1-2		3-6										2-4			
76208		1-2		3-6										2-4			
76209		1-2		3-6										2-4			
76215		1-2		3-6										2-4			
76216		1-2		3-6										2-4			
76217		1-2		3-6										2-4			
76221		1-2		3-6										2-4			
76222		1-2		3-6										2-4			
76701						1										1	
76702						1										1	
76705						1										1	
76706						1										1	
76709						1										1	
76710						1										1	
76713						1										1	
76714						1										1	
80432							1-2	3-6	6-12						3-12		
80546			1		2-3								2-3				
80547			1		2-3								2-3				
80548			1		2-3								2-3				
80549			1		2-3								2-3				
80556			1		2-3								2-3				
80558			1		2-3								2-3				
80559			1		2-3								2-3				
80560			1		2-3								2-3				
80561			1		2-3								2-3				
80562			1		2-3								2-3				
80563			1		2-3								2-3				
80576			1		2-3								2-3				
80577			1		2-3								2-3				
93114	1-2		3-6		6-12					1-6	4-12	1-3	6-12				4-12
C00074	1-2		3-6		6-12								6-12				
C00075	1-2		3-6		6-12								6-12				
C00113	1-2		3-6		6-12								6-12				
C01050	1-2		3-6		6-12					1-6	4-12	1-3	6-12				4-12
C01051	1-2		3-6		6-12					1-6	4-12	1-3	6-12				4-12
C01135	1-2		3-6		6-12					1-6	4-12	1-3	6-12				4-12
C01709						1										1	
C01713						1										1	
C01714						1										1	
C01737						1										1	
C01739						1										1	
C01740						1										1	

CABLAGGIO IN PARALLELO | TENSIONE COSTANTE
PARALLEL WIRING | CONSTANT VOLTAGE

CV

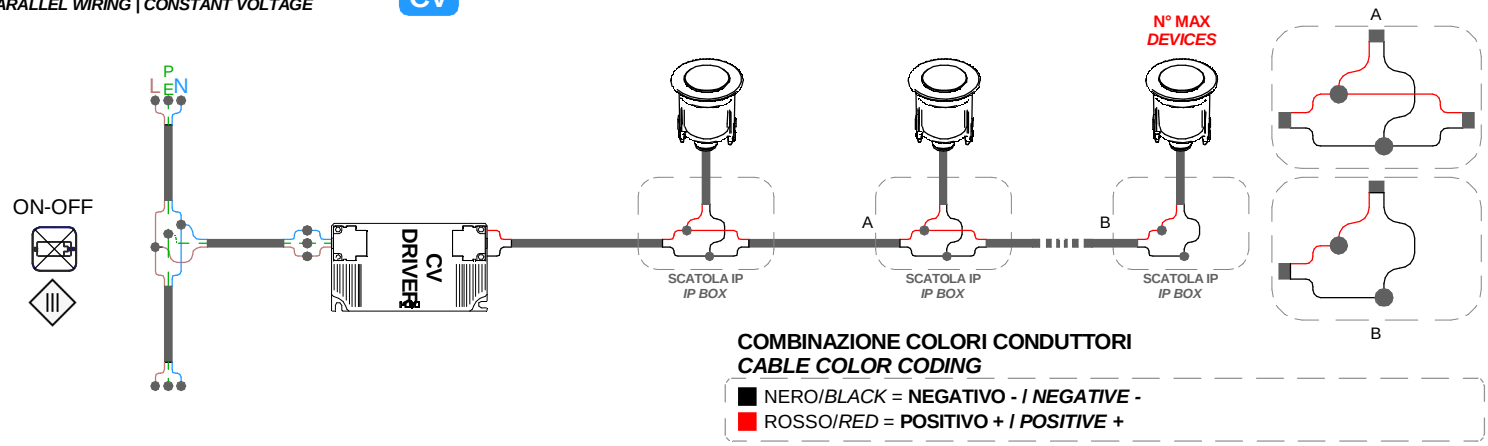

COMBINAZIONE COLORI CONDUTTORI
CABLE COLOR CODING

- NERO/*BLACK* = **NEGATIVO -** */ NEGATIVE -*
- ROSSO/*RED* = **POSITIVO +** */ POSITIVE +*

SERIE | *SERIES*: SUELO_R; _R Pro; _RJ Pro;_RX; _RX Pro; _RXJ Pro; 316_R

BRAND: i-LèD **H.52-63 (SUELO316_R) 68, 66 ,131, 114, 154, 207, 171, 122 [mm]**

CABLAGGIO IN PARALLELO | TENSIONE COSTANTE CV
PARALLEL WIRING | CONSTANT VOLTAGE

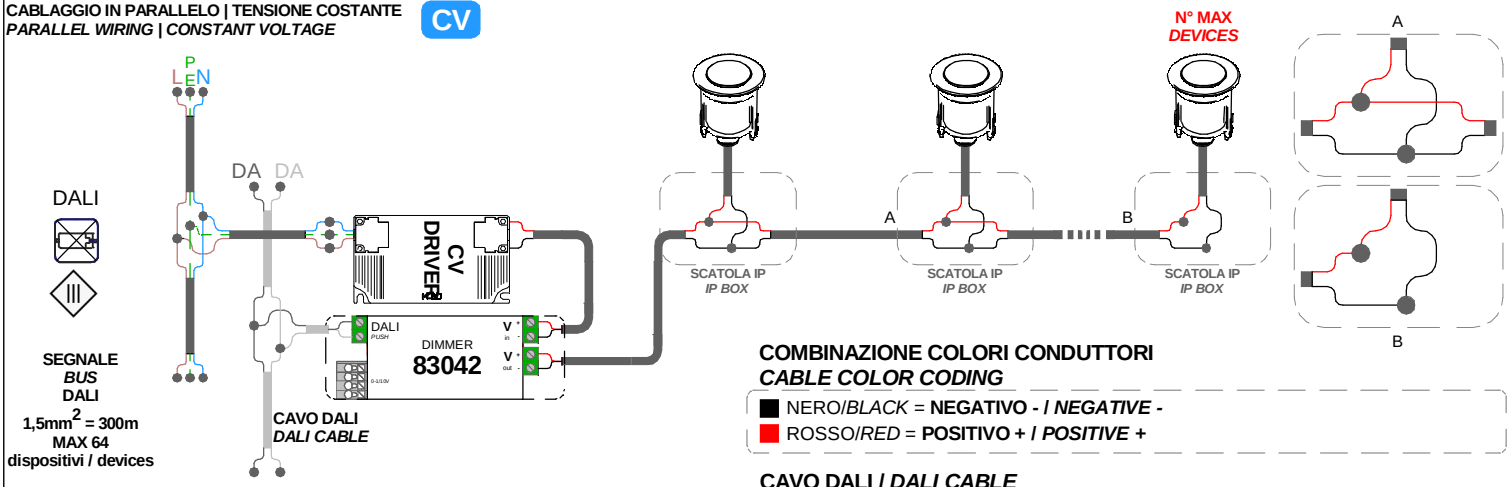

COMBINAZIONE COLORI CONDUTTORI
CABLE COLOR CODING

- NERO/*BLACK* = **NEGATIVO - / *NEGATIVE* -**
- ROSSO/*RED* = **POSITIVO + / *POSITIVE* +**

CAVO DALI / *DALI CABLE*

DALI
- NERO / *BLACK* = **DALI 1**
- BIANCO / *WHITE* = **DALI 2**

N° MAX *DEVICES* — **N° DI PRODOTTI PER ALIMENTATORE** *N° OF LIGHT FITTINGS PER DRIVER* — CV

CODICE *CODE*	ON OFF				DALI 2 | PUSH | 0/1-10V	
	89488	89179	89359	99331	83042 + 99331 24V 150W	83042 + 99786 24V 240W
76210	1-2	1-4	1-9		1-21	1-33
76211	1-2	1-4	1-9		1-21	1-33
76212	1-2	1-4	1-9		1-21	1-33
76218	1-2	1-4	1-9		1-21	1-33
76219	1-2	1-4	1-9		1-21	1-33
76220	1-2	1-4	1-9		1-21	1-33
76223	1-2	1-4	1-9		1-21	1-33
76224	1-2	1-4	1-9		1-21	1-33
76703		1-2	1-5	1-15	1-11	1-18
76704		1-2	1-5	1-15	1-11	1-18
76707		1-2	1-5	1-15	1-11	1-18
76708		1-2	1-5	1-15	1-11	1-18
76711		1-2	1-5	1-15	1-11	1-18
76712		1-2	1-5	1-15	1-11	1-18
76715		1-2	1-5	1-15	1-11	1-18
76716		1-2	1-5	1-15	1-11	1-18
80437	1-4	1-7	1-14		1-35	1-56
80438	1-4	1-7	1-14		1-35	1-56
80441	1-4	1-7	1-14		1-35	1-56
80442	1-4	1-7	1-14		1-35	1-56
80550		1-2	1-5	1-15	1-11	1-18

N° MAX *DEVICES* — **N° DI PRODOTTI PER ALIMENTATORE** *N° OF LIGHT FITTINGS PER DRIVER* — CV

CODICE *CODE*	ON OFF				DALI 2 | PUSH | 0/1-10V	
	89488	89179	89359	99331	83042 + 99331 24V 150W	83042 + 99786 24V 240W
80551		1-2	1-5	1-15	1-11	1-18
80552		1-2	1-5	1-15	1-11	1-18
80553		1-2	1-5	1-15	1-11	1-18
80564		1-2	1-5	1-15	1-11	1-18
80565		1-2	1-5	1-15	1-11	1-18
80566		1-2	1-5	1-15	1-11	1-18
80567		1-2	1-5	1-15	1-11	1-18
80568		1-2	1-5	1-15	1-11	1-18
80569		1-2	1-5	1-15	1-11	1-18
80578		1-2	1-5	1-15	1-11	1-18
80579		1-2	1-5	1-15	1-11	1-18
82531	1-4	1-7	1-14		1-35	1-56
82532	1-4	1-7	1-14		1-35	1-56
82540	1-4	1-7	1-14		1-35	1-56
82541	1-4	1-7	1-14		1-35	1-56
C00103	1-4	1-7	1-14		1-35	1-56
C00112	1-4	1-7	1-14		1-35	1-56
C00114	1-4	1-7	1-14		1-35	1-56
C01710		1-2	1-4	1-15	1-11	1-18
C01712		1-2	1-4	1-15	1-11	1-18
C01743		1-2	1-4	1-15	1-11	1-18
C01744		1-2	1-4	1-15	1-11	1-18

CABLAGGIO IN PARALLELO | *PARALLEL WIRING*
TENSIONE DI RETE | *MAINS VOLTAGE* AC

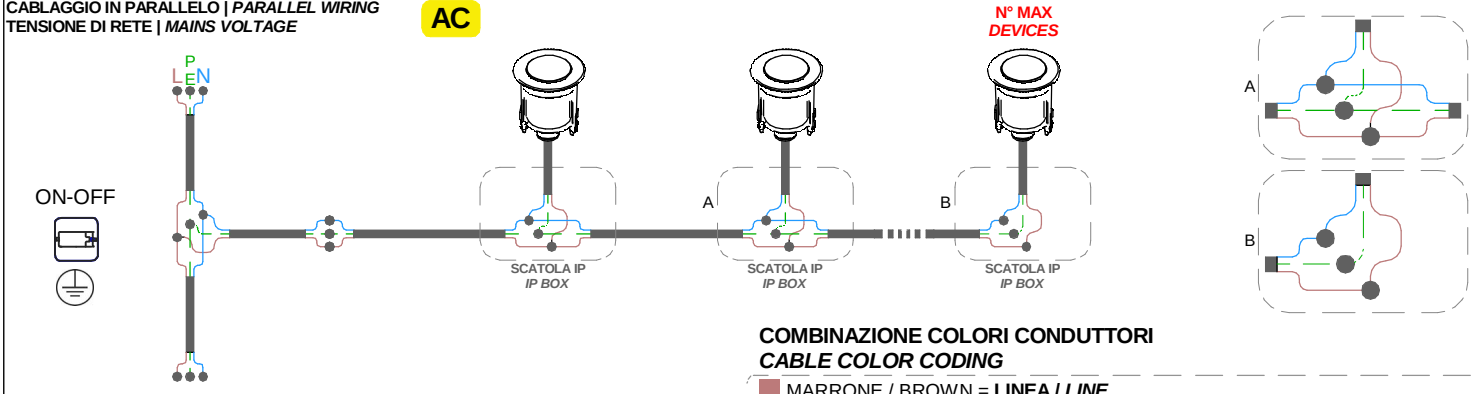

COMBINAZIONE COLORI CONDUTTORI
CABLE COLOR CODING

- MARRONE / BROWN = **LINEA / *LINE***
- AZZURRO / LIGHT BLUE = **NEUTRO / *NEUTRAL***
- GIALLO-VERDE / YELLOW-GREEN = **TERRA / EARTH CPC | PE**

SERIE | *SERIES*: SUELO_R; _R Pro; _RJ Pro;_RX; _RX Pro; _RXJ Pro; 316_R

BRAND: i-LèD **H.52-63 (SUELO316_R) 68, 66 ,131, 114, 154, 207, 171, 122 [mm]**

CABLAGGIO IN PARALLELO | *PARALLEL WIRING*
TENSIONE DI RETE | *MAINS VOLTAGE*

AC

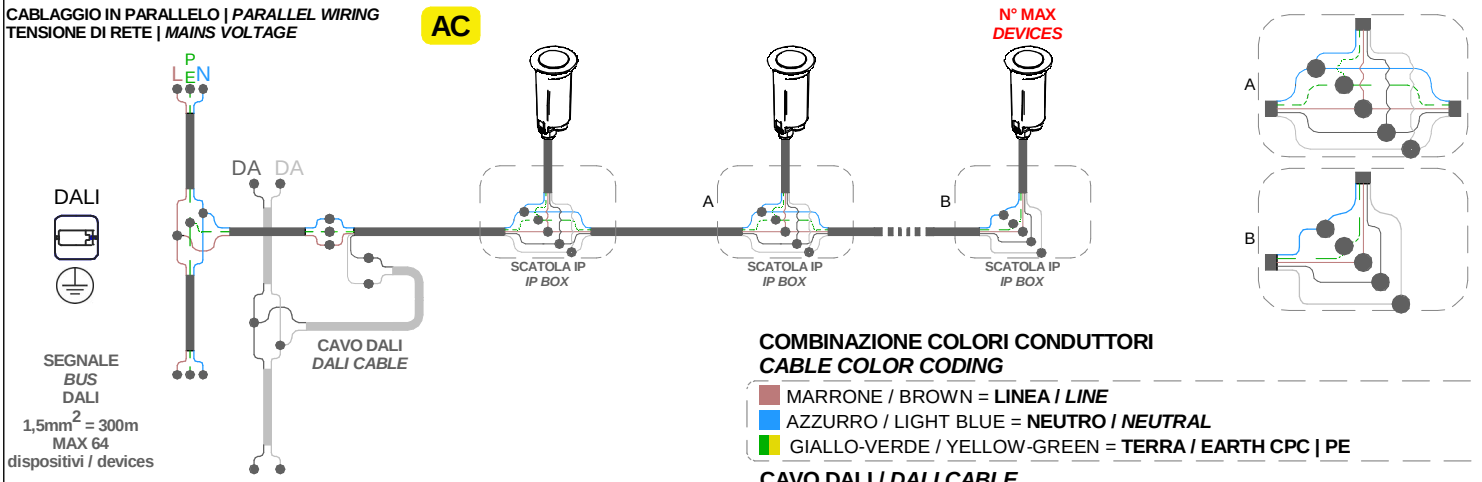

COMBINAZIONE COLORI CONDUTTORI
CABLE COLOR CODING

- MARRONE / BROWN = **LINEA / *LINE***
- AZZURRO / LIGHT BLUE = **NEUTRO / *NEUTRAL***
- GIALLO-VERDE / YELLOW-GREEN = **TERRA / EARTH CPC | PE**

CAVO DALI / *DALI CABLE*

DALI
- GRIGIO/ *GREY* = **DALI 1**
- GRIGIO CHIARO / *LIGHT GREY* = **DALI 2**

CABLAGGIO IN PARALLELO | *PARALLEL WIRING*
TENSIONE DI RETE | *MAINS VOLTAGE*

AC

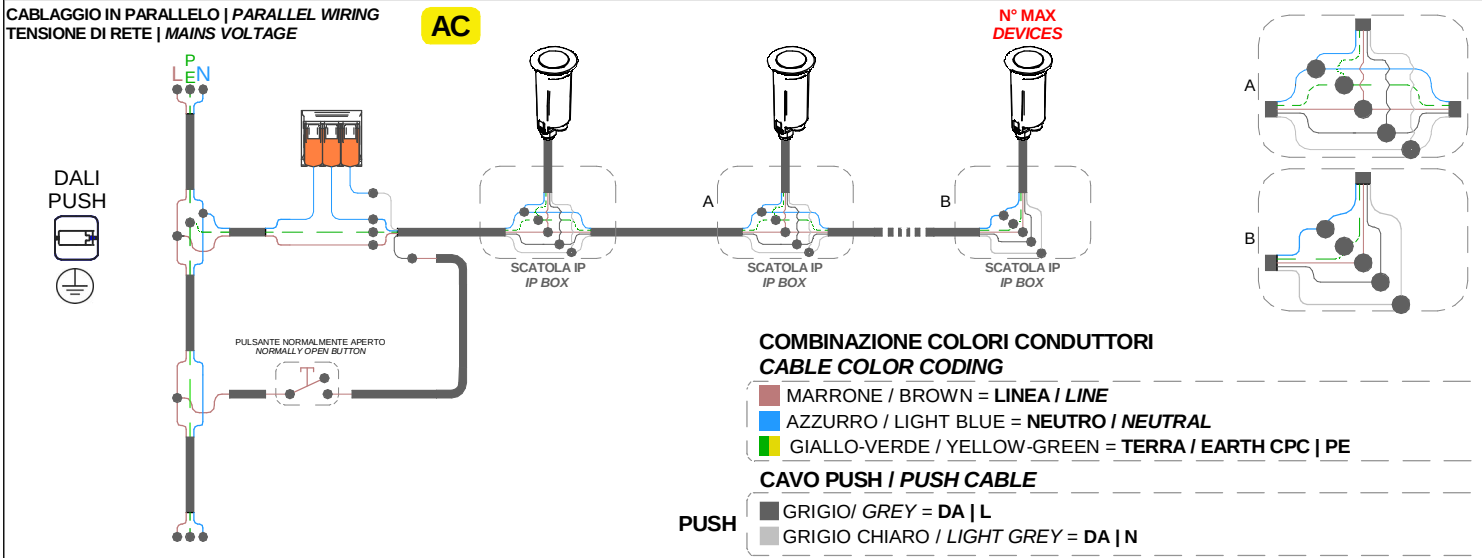

COMBINAZIONE COLORI CONDUTTORI
CABLE COLOR CODING

- MARRONE / BROWN = **LINEA / *LINE***
- AZZURRO / LIGHT BLUE = **NEUTRO / *NEUTRAL***
- GIALLO-VERDE / YELLOW-GREEN = **TERRA / EARTH CPC | PE**

CAVO PUSH / *PUSH CABLE*

PUSH
- GRIGIO/ *GREY* = **DA | L**
- GRIGIO CHIARO / *LIGHT GREY* = **DA | N**

N° MAX *DEVICES* **N° DI PRODOTTI PER MAGNETORTERMICO** **MCB**

N° OF LIGHT FITTINGS PER MCB

CODICE *CODE*	B10	B16	B20	C10	C16	C20
76203	17	28	37	29	49	60
76204	17	28	37	29	49	60
76205	17	28	37	29	49	60
76206	17	28	37	29	49	60
76213	40	64	80	64	102	128
76214	40	64	80	64	102	128
76225	40	64	80	64	102	128
76717	17	28	37	29	49	60
76718	17	28	37	29	49	60
76719	17	28	37	29	49	60
76720	17	28	37	29	49	60
76721	17	28	37	29	49	60
76722	17	28	37	29	49	60
76723	17	28	37	29	49	60
76724	17	28	37	29	49	60
80554	17	28	37	29	49	60
80555	17	28	37	29	49	60
80557	17	28	37	29	49	60
80570	17	28	37	29	49	60
80571	17	28	37	29	49	60
80573	17	28	37	29	49	60

N° MAX *DEVICES* **N° DI PRODOTTI PER MAGNETORTERMICO** **MCB**

N° OF LIGHT FITTINGS PER MCB

CODICE *CODE*	B10	B16	B20	C10	C16	C20
80574	17	28	37	29	49	60
80580	17	28	37	29	49	60
80581	17	28	37	29	49	60
80612	9	16	20	16	27	33
80616	22	36	44	37	59	74
81110	9	16	20	16	27	33
81734	22	36	44	37	59	74
82266	64	88	110	91	147	184
82267	64	88	110	91	147	184
82268	64	88	110	91	147	184
82269	64	88	110	91	147	184
82535	64	88	110	91	147	184
82536	64	88	110	91	147	184
82542	64	88	110	91	147	184
82543	64	88	110	91	147	184
82545	64	88	110	91	147	184
82547	9	16	20	16	27	33
C00083	18	30	37	31	50	62
C00115	18	30	37	31	50	62
C00116	18	30	37	31	50	62
C01711	17	28	37	29	49	60
C01738	17	28	37	29	49	60

SERIE | *SERIES*: SUELO_R; _R Pro; _RJ Pro;_RX; _RX Pro; _RXJ Pro; 316_R

BRAND: i-LèD **H.52-63 (SUELO316_R) 68, 66 ,131, 114, 154, 207, 171, 122 [mm]**

RGBW
CENTRALINA SMART
SMART CONTROLLER
CABLAGGIO IN SERIE | CORRENTE COSTANTE
SERIES WIRING | CONSTANT CURRENT

CC

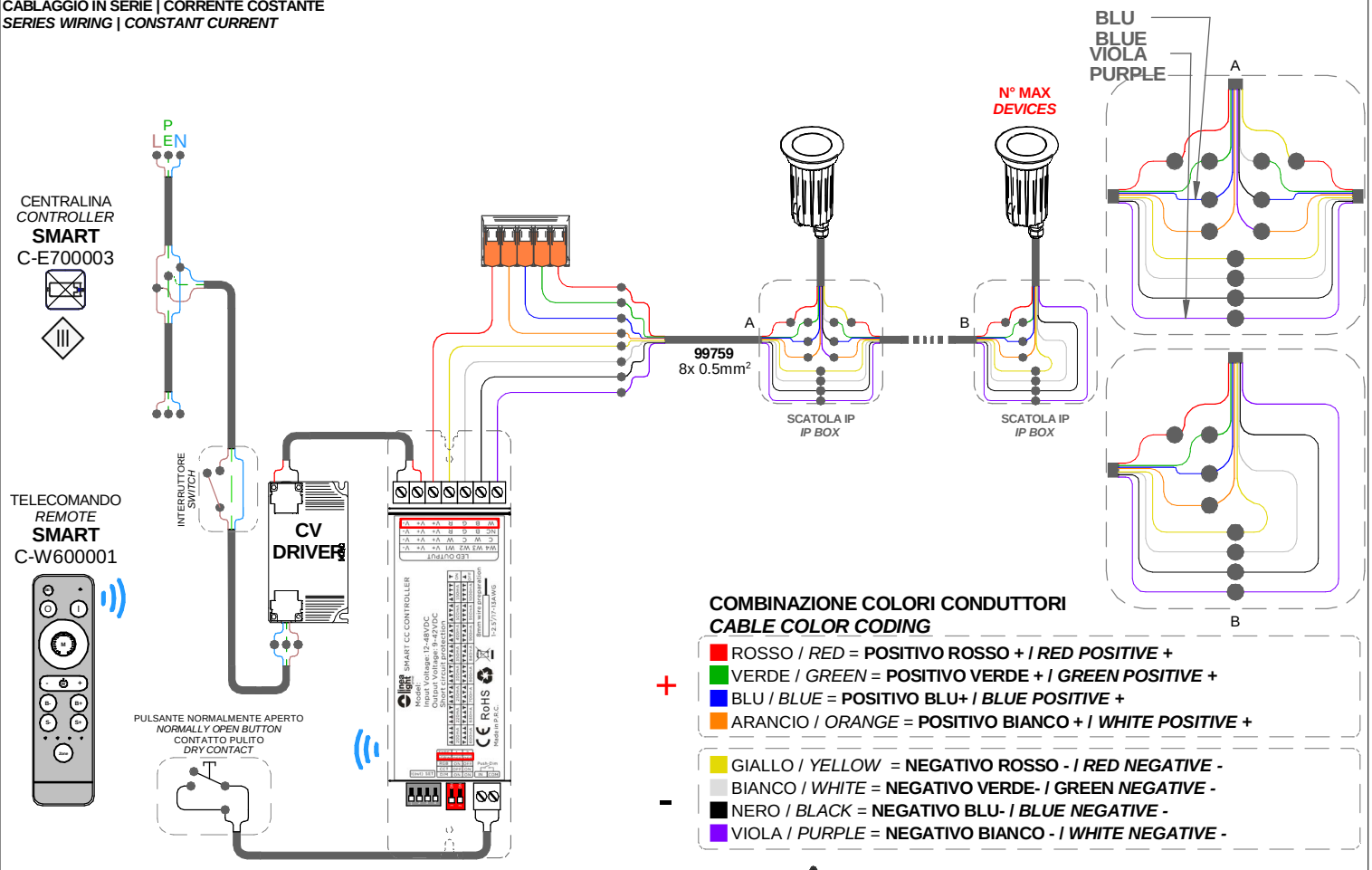

COMBINAZIONE COLORI CONDUTTORI
CABLE COLOR CODING

\+
- ROSSO / *RED* = **POSITIVO ROSSO + / *RED POSITIVE +***
- VERDE / *GREEN* = **POSITIVO VERDE + / *GREEN POSITIVE +***
- BLU / *BLUE* = **POSITIVO BLU+ / *BLUE POSITIVE +***
- ARANCIO / *ORANGE* = **POSITIVO BIANCO + / *WHITE POSITIVE +***

\-
- GIALLO / *YELLOW* = **NEGATIVO ROSSO - / *RED NEGATIVE -***
- BIANCO / *WHITE* = **NEGATIVO VERDE- / GREEN *NEGATIVE -***
- NERO / *BLACK* = **NEGATIVO BLU- / *BLUE NEGATIVE -***
- VIOLA / *PURPLE* = **NEGATIVO BIANCO - / *WHITE NEGATIVE -***

PER ARTICOLI RGB | *FOR RGB FITTINGS*
COMBINAZIONE COLORE
ARANCIO | ORANGE
VIOLA | PURPLE
NON PRESENTE
NOT AVAILABLE

DRIVER TENSIONE COSTANTE
CV | *CONSTANT VOLTAGE*
DRIVER CV [V]

CODICE CODE	TENSIONE *VOLTAGE* [V]	POWER [W]
83010	12V	60
83013		120
99371	24V	50
84700		75
99374		
99331		150
99786		240
99784	48V	150
99785		240

N° MAX *DEVICES*

N° DI PRODOTTI COLLEGAMENTO IN SERIE
N° OF LIGHT SERIES WIRING

CODICE CODE	DIMMING	CONTROLLER	POWER DC [W]	POWER SUPPLY CV [V] 12V	24V	48V
94151	SMART RF	C-E700003	2,1	3	4-6	7-15
	DALI DT8	C-E500007	0,7	1-3	1-7	1-15
	DMX	83187	2,1	1-3	2-7	4-15
		C-E500011	2,1	-	2-7	3-15
C01789	SMART RF	C-E700003	2,1	3	4-6	7-15
	DALI DT8	C-E500007	0,7	1-3	1-7	1-15
	DMX	83187	2,1	1-3	2-7	4-15
		C-E500011	2,1	-	2-7	3-15
81717 81718	SMART RF	C-E700003	8	-	4-6	7-14
	DALI DT8	C-E500010	2	1-3	1-7	1-15
	DMX	83187	8	1-3	2-7	4-15
		C-E500011	8	-	3-6	6-12

SERIE | *SERIES*: SUELO_R; _R Pro; _RJ Pro;_RX; _RX Pro; _RXJ Pro; 316_R

BRAND: i-LED H.52-63 (SUELO316_R) 68, 66 ,131, 114, 154, 207, 171, 122 [mm]

RGBW
CENTRALINA DALI 2 DT8
DALI 2 DT8 CONTROLLER
CABLAGGIO IN
SERIE | CORRENTE
COSTANTE
SERIES WIRING |
CONSTANT
CURRENT

CC

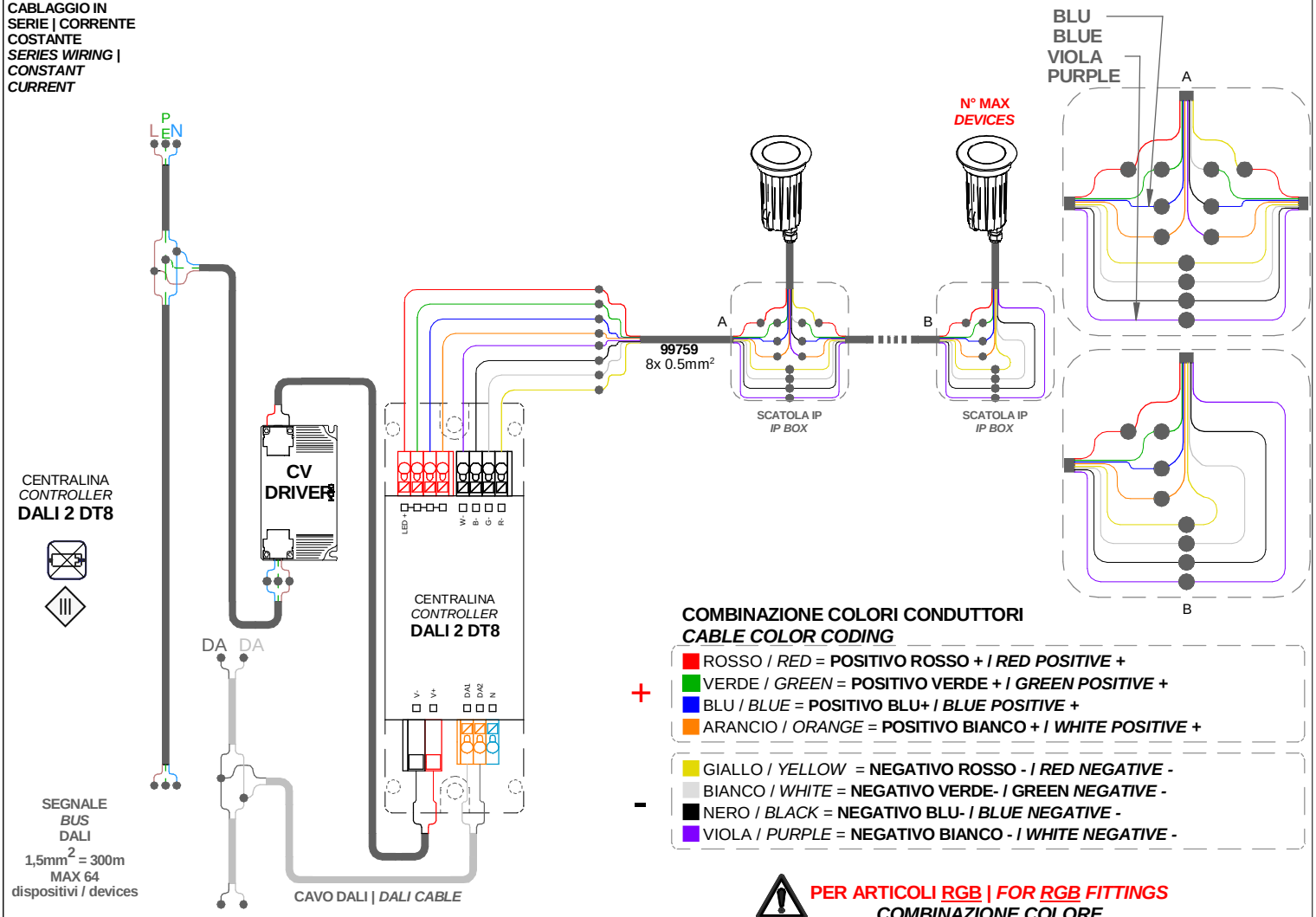

COMBINAZIONE COLORI CONDUTTORI
CABLE COLOR CODING

\+
- ROSSO / *RED* = **POSITIVO ROSSO + / *RED POSITIVE +***
- VERDE / *GREEN* = **POSITIVO VERDE + / *GREEN POSITIVE +***
- BLU / *BLUE* = **POSITIVO BLU+ / *BLUE POSITIVE +***
- ARANCIO / *ORANGE* = **POSITIVO BIANCO + / *WHITE POSITIVE +***

\-
- GIALLO / *YELLOW* = **NEGATIVO ROSSO - / *RED NEGATIVE -***
- BIANCO / *WHITE* = **NEGATIVO VERDE- / GREEN *NEGATIVE -***
- NERO / *BLACK* = **NEGATIVO BLU- / *BLUE NEGATIVE -***
- VIOLA / *PURPLE* = **NEGATIVO BIANCO - / *WHITE NEGATIVE -***

PER ARTICOLI RGB | *FOR RGB FITTINGS*
COMBINAZIONE COLORE
ARANCIO | ORANGE
VIOLA | PURPLE
NON PRESENTE
NOT AVAILABLE

DRIVER TENSIONE COSTANTE
CV | *CONSTANT VOLTAGE*
DRIVER CV [V]

CODICE CODE	TENSIONE *VOLTAGE* [V]	POWER [W]
83010	12V	60
83013		120
99371	24V	50
84700		75
99374		
99331		150
99786		240
99784	48V	150
99785		240

N° MAX *DEVICES*

N° DI PRODOTTI COLLEGAMENTO IN SERIE
N° OF LIGHT SERIES WIRING

CODICE CODE	DIMMING	CONTROLLER	POWER DC [W]	POWER SUPPLY CV [V] 12V	24V	48V
94151	SMART RF	C-E700003	2,1	3	4-6	7-15
	DALI DT8	C-E500007	0,7	1-3	1-7	1-15
	DMX	83187	2,1	1-3	2-7	4-15
		C-E500011	2,1	-	2-7	3-15
C01789	SMART RF	C-E700003	2,1	3	4-6	7-15
	DALI DT8	C-E500007	0,7	1-3	1-7	1-15
	DMX	83187	2,1	1-3	2-7	4-15
		C-E500011	2,1	-	2-7	3-15
81717 81718	SMART RF	C-E700003	8	-	4-6	7-14
	DALI DT8	C-E500010	2	1-3	1-7	1-15
	DMX	83187	8	1-3	2-7	4-15
		C-E500011	8	-	3-6	6-12

SERIE | *SERIES*: SUELO_R; _R Pro; _RJ Pro;_RX; _RX Pro; _RXJ Pro; 316_R

BRAND: i-LèD **H.52-63 (SUELO316_R) 68, 66 ,131, 114, 154, 207, 171, 122 [mm]**

RGBW
CENTRALINA DMX
DMX CONTROLLER

CC

CABLAGGIO IN SERIE | CORRENTE COSTANTE
SERIES WIRING | CONSTANT CURRENT

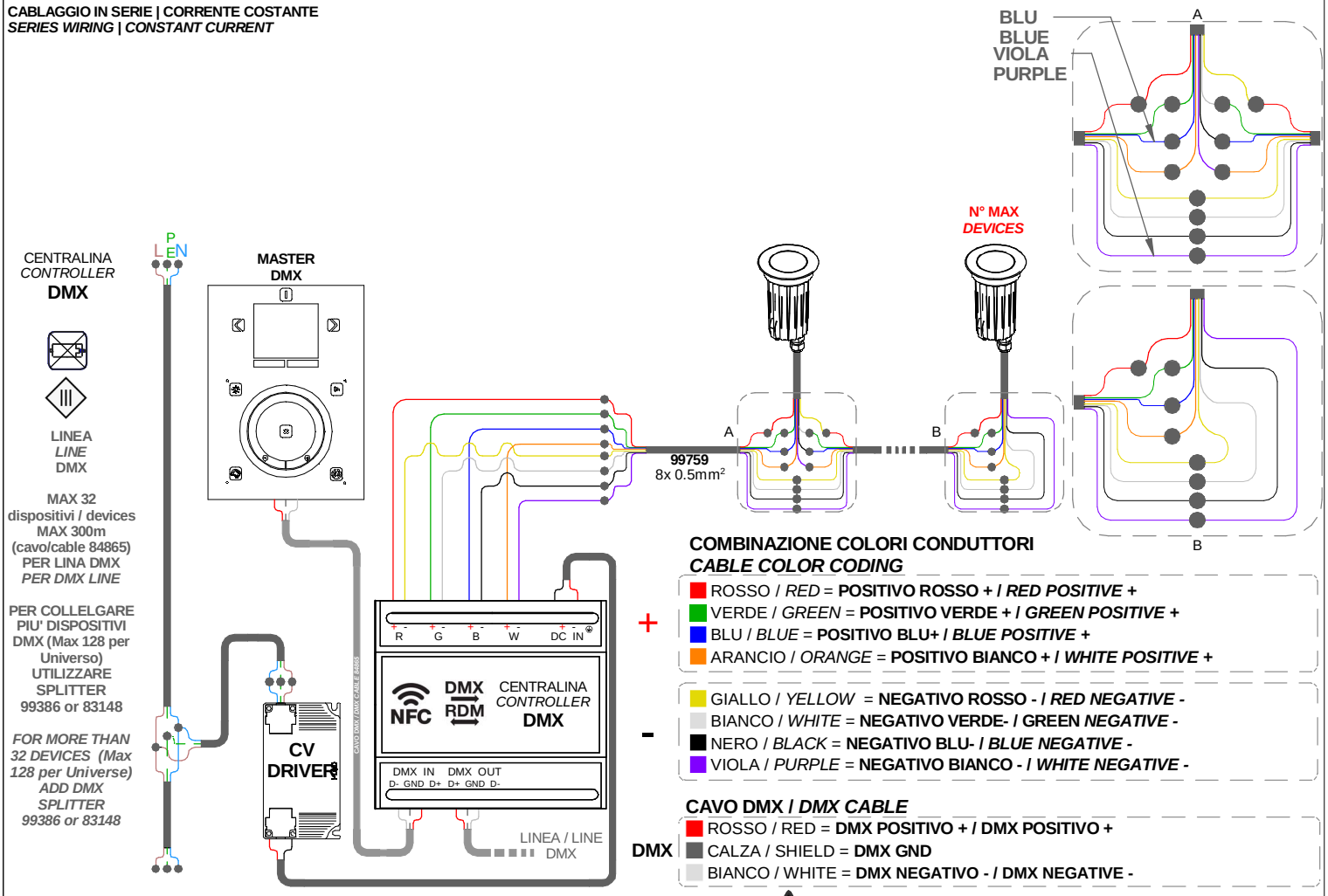

COMBINAZIONE COLORI CONDUTTORI
CABLE COLOR CODING

\+
- ROSSO / *RED* = **POSITIVO ROSSO + / *RED POSITIVE +***
- VERDE / *GREEN* = **POSITIVO VERDE + / *GREEN POSITIVE +***
- BLU / *BLUE* = **POSITIVO BLU+ / *BLUE POSITIVE +***
- ARANCIO / *ORANGE* = **POSITIVO BIANCO + / *WHITE POSITIVE +***

\-
- GIALLO / *YELLOW* = **NEGATIVO ROSSO - / *RED NEGATIVE -***
- BIANCO / *WHITE* = **NEGATIVO VERDE- / GREEN *NEGATIVE -***
- NERO / *BLACK* = **NEGATIVO BLU- / *BLUE NEGATIVE -***
- VIOLA / *PURPLE* = **NEGATIVO BIANCO - / *WHITE NEGATIVE -***

CAVO DMX / *DMX CABLE*

DMX
- ROSSO / RED = **DMX POSITIVO + / DMX POSITIVO +**
- CALZA / SHIELD = **DMX GND**
- BIANCO / WHITE = **DMX NEGATIVO - / DMX NEGATIVE -**

PER ARTICOLI RGB | *FOR RGB FITTINGS*
COMBINAZIONE COLORE
ARANCIO | ORANGE
VIOLA | PURPLE
NON PRESENTE
NOT AVAILABLE

DRIVER TENSIONE COSTANTE
CV | *CONSTANT VOLTAGE*
DRIVER CV [V]

CODICE CODE	TENSIONE *VOLTAGE* [V]	POWER [W]
83010	12V	60
83013		120
99371	24V	50
84700		75
99374		
99331		150
99786		240
99784	48V	150
99785		240

N° MAX *DEVICES*

N° DI PRODOTTI COLLEGAMENTO IN SERIE
N° OF LIGHT SERIES WIRING

CODICE CODE	DIMMING	CONTROLLER	POWER DC [W]	POWER SUPPLY CV [V] 12V	24V	48V
94151	SMART RF	C-E700003	2,1	3	4-6	7-15
	DALI DT8	C-E500007	0,7	1-3	1-7	1-15
	DMX	83187	2,1	1-3	2-7	4-15
		C-E500011	2,1	-	2-7	3-15
C01789	SMART RF	C-E700003	2,1	3	4-6	7-15
	DALI DT8	C-E500007	0,7	1-3	1-7	1-15
	DMX	83187	2,1	1-3	2-7	4-15
		C-E500011	2,1	-	2-7	3-15
81717 81718	SMART RF	C-E700003	8	-	4-6	7-14
	DALI DT8	C-E500010	2	1-3	1-7	1-15
	DMX	83187	8	1-3	2-7	4-15
		C-E500011	8	-	3-6	6-12

SERIE | *SERIES*: SUELO_R; _R Pro; _RJ Pro;_RX; _RX Pro; _RXJ Pro; 316_R

BRAND: i-LèD **H.52-63 (SUELO316_R) 68, 66 ,131, 114, 154, 207, 171, 122 [mm]**

RGBW
COMBINAZIONE COLORI ALTERNATIVA
ALTERNATIVE COLOR CODING
CABLAGGIO IN SERIE | CORRENTE COSTANTE
SERIES WIRING | CONSTANT CURRENT

CC

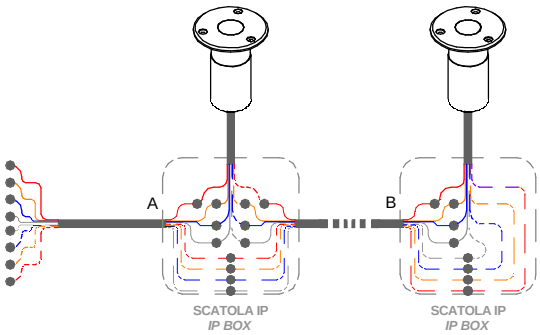

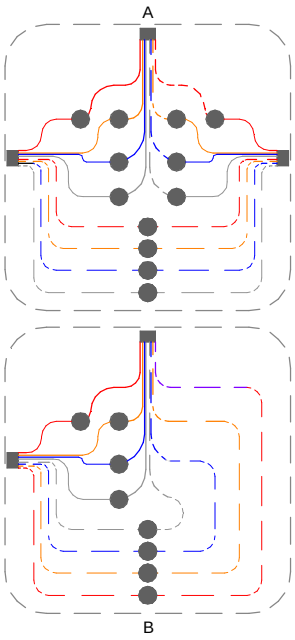

COMBINAZIONE COLI CONDUTTORI
CABLE COLOR CODING

\+
- ROSSO / *RED* = POSITIVO ROSSO + / *RED POSITIVE* +
- ARANCIO / *ORANGE* = POSITIVO VERDE + / *GREEN POSITIVE* +
- BLU / *BLUE* = POSITIVO BLU+ / *BLUE POSITIVE* +
- BIANCO / *WHITE* = POSITIVO BIANCO + / *WHITE POSITIVE* +

\-
- ROSSO-NERO / *RED-BLACK* = NEGATIVO ROSSO - / *RED NEGATIVE* -
- ARANCIO-NERO / *ORANGE-BLACK* = NEGATIVO VERDE- / GREEN *NEGATIVE* -
- BLU-NERO / *BLUE-BLACK* = NEGATIVO BLU- / *BLUE NEGATIVE* -
- BIANCO-NERO / *WHITE-BLACK* = NEGATIVO BIANCO - / *WHITE NEGATIVE* -

DRIVER TENSIONE COSTANTE
CV | *CONSTANT VOLTAGE*
DRIVER CV [V]

CODICE CODE	TENSIONE *VOLTAGE* [V]	POWER [W]
83010	12V	60
83013		120
99371	24V	50
84700		75
99374		
99331		150
99786		240
99784	48V	150
99785		240

N° MAX *DEVICES*

N° DI PRODOTTI COLLEGAMENTO IN SERIE
N° OF LIGHT SERIES WIRING

CODICE CODE	DIMMING	CONTROLLER	POWER DC [W]	POWER SUPPLY CV [V] 12V	24V	48V
94151	SMART RF	C-E700003	2,1	3	4-6	7-15
	DALI DT8	C-E500007	0,7	1-3	1-7	1-15
	DMX	83187	2,1	1-3	2-7	4-15
		C-E500011	2,1	-	2-7	3-15
C01789	SMART RF	C-E700003	2,1	3	4-6	7-15
	DALI DT8	C-E500007	0,7	1-3	1-7	1-15
	DMX	83187	2,1	1-3	2-7	4-15
		C-E500011	2,1	-	2-7	3-15
81717 81718	SMART RF	C-E700003	8	-	4-6	7-14
	DALI DT8	C-E500010	2	1-3	1-7	1-15
	DMX	83187	8	1-3	2-7	4-15
		C-E500011	8	-	3-6	6-12