linea light group	**ISTRUZIONI DI MONTAGGIO** *MOUNTING INSTRUCTIONS*	**REVISIONE N°.** *REVISION N°.*	**DATA**	FGI00966
		Rev. 0	**7/28/2026**	

SERIE | *SERIES*: VEDETTE_R | VEDETTE_R PRO (V2)

BRAND: i-LèD

*

IP65 IK08

A



C01934
C01935
C01936
C01937

B

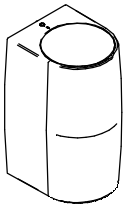

C01938
C01939
C01940
C01941

C



C01942
C01943
C01944

D

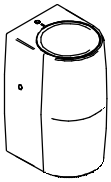

C01945
C01946
C01947
C01950
C01948
C01951
C01949
C01952

E



C01953
C01954
C01955
C01958
C01956
C01959
C01957
C01960

F

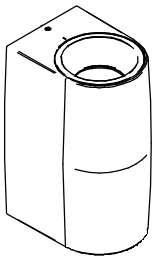

C01961 **C01964**
C01962 **C01968**
C01971 **C01965**
C01972 **C01969**
C01963 **C01966**
C01967 **C01970**

SPECIFICHE PRODOTTI - CODICI | *PRODUCTS SPECIFICATION - CODES*

CODE	*SINGLE EMISSION*	*DOUBLE EMISSION*	*TYPE*	*Dimensions (LxWxH / Ø x H mm)*	*Electrical Insulation Class*	*POWER (W)*	*WEIGHT (Kg)*	*IP*	*CRI*	*IK*	*Energy class light source CCT(°K)*			*No. light source*	*Conn. Type*
											2700	3000	4000		
C01934	x		ON-OFF	70 x 79 x 130	1	7	0,85	65	80	8		N/A		1	Y
C01935	x		ON-OFF	70 x 79 x 130	1	7	0,85	65	80	8		N/A		1	Y
C01936		x	ON-OFF	70 x 79 x 130	1	14	0,85	65	80	8		N/A		2	Y
C01937		x	ON-OFF	70 x 79 x 130	1	14	0,85	65	80	8		N/A		2	Y
C01938	x		ON-OFF	80 x 91 x 146	1	10	0,85	65	80	8		N/A		1	Y
C01939	x		ON-OFF	80 x 91 x 146	1	10	0,85	65	80	8		N/A		1	Y
C01940		x	ON-OFF	80 x 91 x 146	1	20	0,85	65	80	8		N/A		2	Y
C01941		x	ON-OFF	80 x 91 x 146	1	20	0,85	65	80	8		N/A		2	Y
C01942	x		ON-OFF	50 x 65 x 90	1	4,2	0,85	65	80	8	F	E	E*	1	Y
C01943		x	ON-OFF	50 x 65 x 90	1	7,4	0,85	65	80	8	F	E	E*	1	Y
C01944		x	ON-OFF	50 x 65 x 90	1	7,4	0,85	65	80	8	F	E	E*	2	Y
C01945	x		ON-OFF	70 x 79 x 130	1	9,1	0,85	65	80	8	E	D	D*	1	Y
C01946	x		DALI2 PUSH	70 x 79 x 130	1	9,1	0,85	65	80	8	E	D	D*	1	Y
C01947		x	ON-OFF	70 x 79 x 130	1	14,6	0,85	65	80	8	E	D	D*	2	Y
C01948		x	ON-OFF	70 x 79 x 130	1	14,6	0,85	65	80	8	E	D	D*	2	Y
C01949		x	ON-OFF	70 x 79 x 130	1	14,6	0,85	65	80	8	E	D	D*	2	Y
C01950		x	DALI2 PUSH	70 x 79 x 130	1	10,7	0,85	65	80	8	E	D	D*	2	Y
C01951		x	DALI2 PUSH	70 x 79 x 130	1	10,7	0,85	65	80	8	E	D	D*	2	Y
C01952		x	DALI2 PUSH	70 x 79 x 130	1	10,7	0,85	65	80	8	E	D	D*	2	Y
C01953	x		ON-OFF	80 x 91 x 146	1	10,7	1,5	65	80	8	E	D	D*	1	Y
C01954	x		DALI2 PUSH	80 x 91 x 146	1	10,7	1,5	65	80	8	E	D	D*	1	Y
C01955		x	ON-OFF	80 x 91 x 146	1	20,1	1,5	65	80	8	E	D	D*	2	Y
C01956		x	ON-OFF	80 x 91 x 146	1	20,1	1,5	65	80	8	E	D	D*	2	Y
C01957		x	ON-OFF	80 x 91 x 146	1	20,1	1,5	65	80	8	E	D	D*	2	Y
C01958		x	DALI2 PUSH	80 x 91 x 146	1	20,1	1,5	65	80	8	E	D	D*	2	Y
C01959		x	DALI2 PUSH	80 x 91 x 146	1	20,1	1,5	65	80	8	E	D	D*	2	Y
C01960		x	DALI2 PUSH	80 x 91 x 146	1	20,1	1,5	65	80	8	E	D	D*	2	Y
C01961	x		ON-OFF	94 x 118 x 182	1	17,2	1,5	65	80	8	E	D	D*	1	Y
C01962	x		DALI2 PUSH	94 x 118 x 182	1	17,2	1,5	65	80	8	E	D	D*	1	Y
C01963		x	ON-OFF	94 x 118 x 182	1	31,5	1,5	65	80	8	E	D	D*	2	Y
C01964		x	ON-OFF	94 x 118 x 182	1	31,5	1,5	65	80	8	E	D	D*	2	Y
C01965		x	ON-OFF	94 x 118 x 182	1	31,5	1,5	65	80	8	E	D	D*	2	Y
C01966		x	ON-OFF	94 x 118 x 182	1	31,5	1,5	65	80	8	E	D	D*	2	Y
C01967		x	DALI2 PUSH	94 x 118 x 182	1	31,5	1,5	65	80	8	E	D	D*	2	Y
C01968		x	DALI2 PUSH	94 x 118 x 182	1	31,5	1,5	65	80	8	E	D	D*	2	Y
C01969		x	DALI2 PUSH	94 x 118 x 182	1	31,5	1,5	65	80	8	E	D	D*	2	Y
C01970		x	DALI2 PUSH	94 x 118 x 182	1	31,5	1,5	65	80	8	E	D	D*	2	Y
C01971	x		ON-OFF	94 x 118 x 182	1	17,2	1,5	65	80	8	E	D	D*	1	Y
C01972	x		DALI2 PUSH	94 x 118 x 182	1	17,2	1,5	65	80	8	E	D	D*	1	Y

Ta -20°C ÷ +50°C

NON FISSARE LA SORGENTE LUMINOSA. **DO NOT LOOK AT LIGHT SOURCE.

SERIE | *SERIES*: VEDETTE_R | VEDETTE_R PRO (V2)
BRAND: i-LèD

COLLEGAMENTO *WIRING* | INGRESSO CAVI *CABLE ENTRY* | PUNTI DI FISSAGGIO *FIXING POINTS*

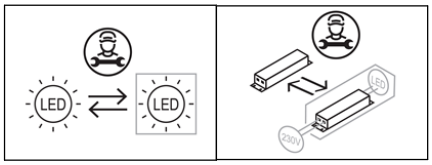

ACCESSORI INCLUSI / *INCLUDED ACCESSORIES*

VITI E TASSELLI
ANCHORS AND SCREWS

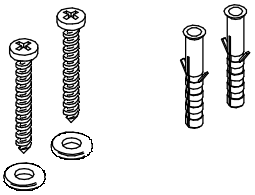

DIMENSIONI / *DIMENSIONS*

A
D

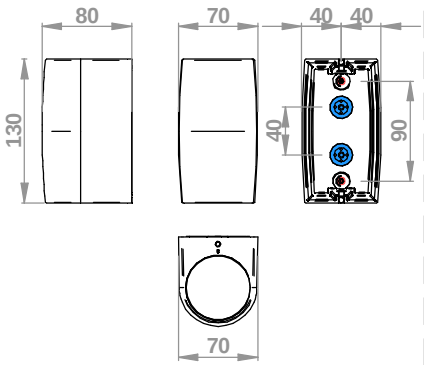

B
E

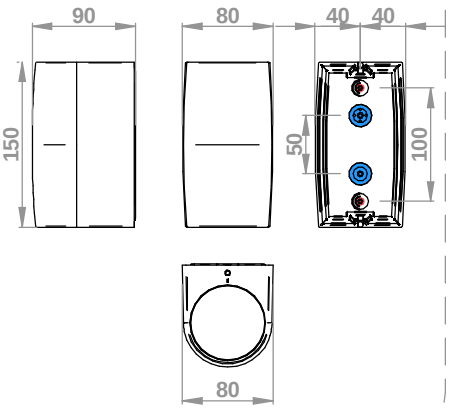

C

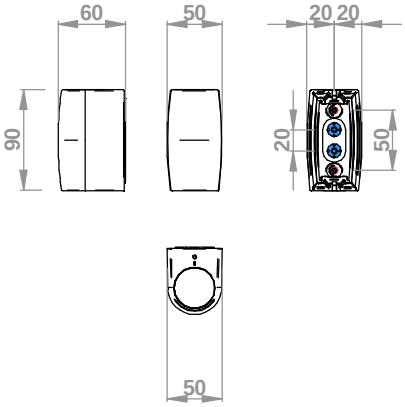

F

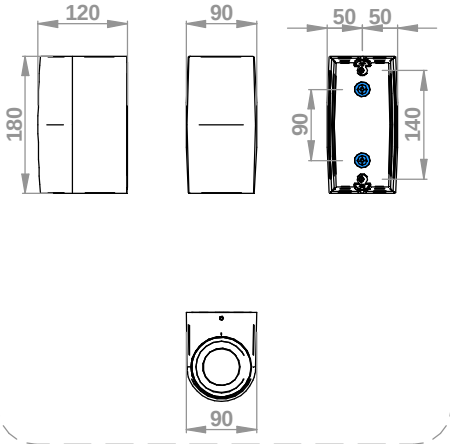

INSTALLAZIONE / *INSTALLATION*

A
B
C
D
E
F
1.A

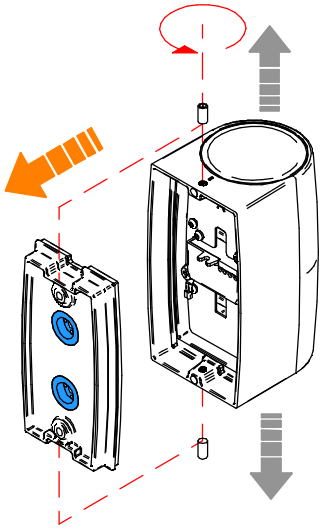

A
B
C
D
E
F
2.A

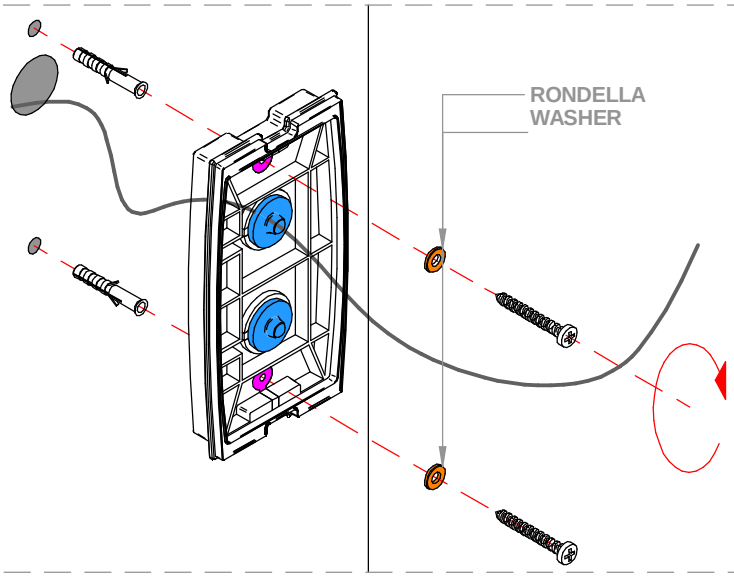

A
B
C
D
E
F
3.A

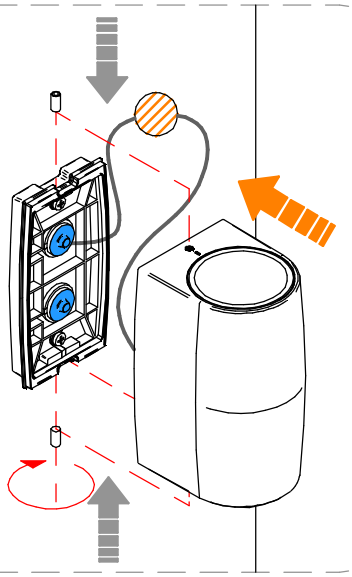

SERIE | *SERIES*: VEDETTE_R | VEDETTE_R PRO (V2)
BRAND: i-LèD

CONNESSIONE IP *IP CONNECTION* PUNTI DI FISSAGGIO *FIXING POINTS*

SPECIFICHE PER INGRESSO CAVO | *CABLE ENTRY SPECIFICATIONS*

A B C D E F

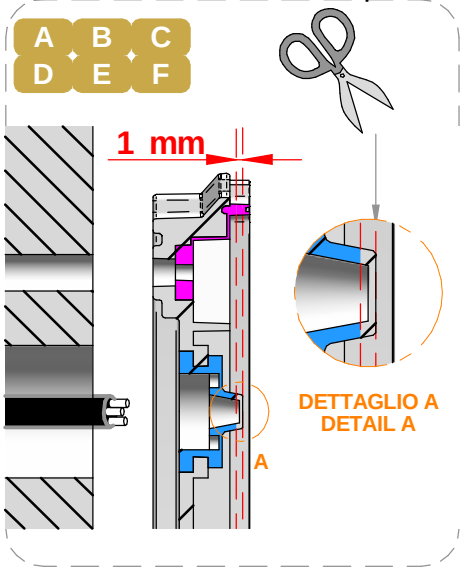

A B C D E F

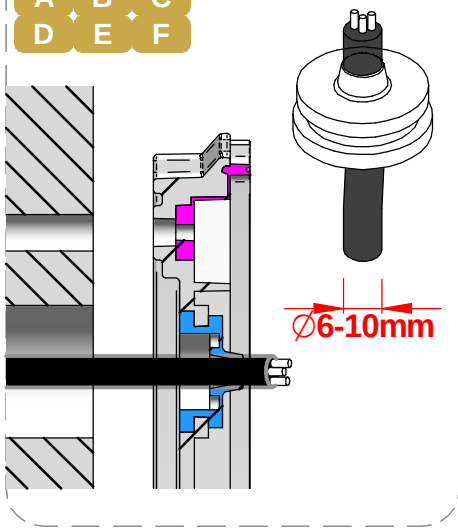

A B C D E F

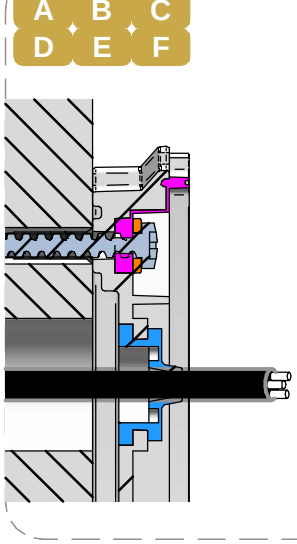

A B C D E F

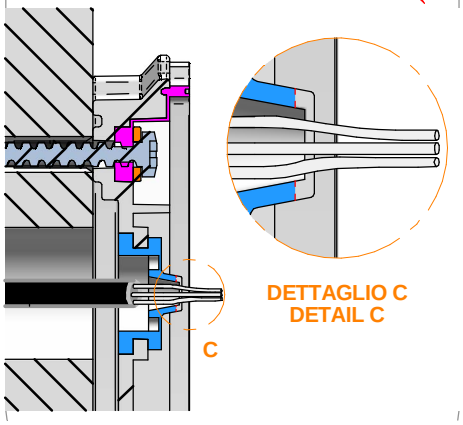

A B C D E F

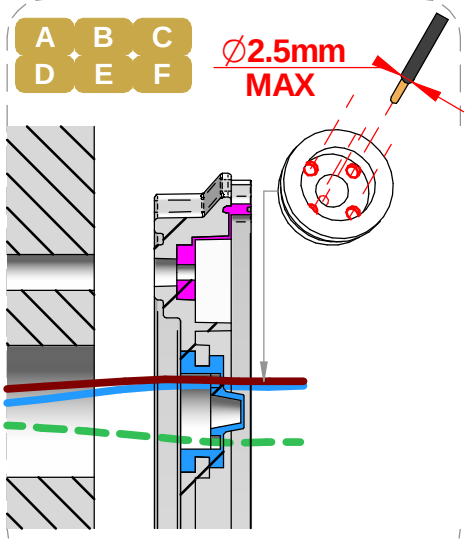

A B C D E F

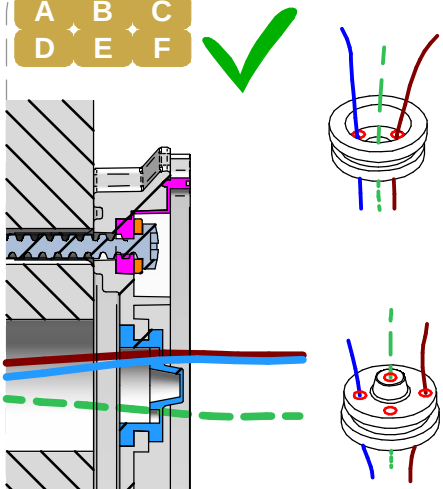

A B C D E F

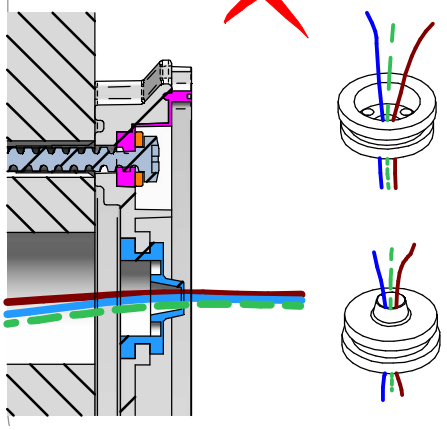

A B C D E F



SE PRESENTE L'ETICHETTA "DOWN" , QUESTA DEVE ESSERE RIVOLTA LEGGIBILE VERSO IL BASSO E SUCCESSIVAMENTE RIMOSSA.

SE VIENE MONTATA CON L'ETICHETTA VERSO L'ALTO, IN CASO DI PIOGGIA L'ACQUA SI RACCOGLIE NEL VANO, CAUSANDO POTENZIALI DANNI DI INFILTRAZIONE

IF THE "DOWN" LABEL IS PRESENT, THIS MUST BE FACING DOWNWARDS AND READABLE; THEN IT CAN BE REMOVED.

IF IT'S NOT INSTALLED IN THIS WAY THE WATER WILL COLLECT ON TOP OF THE LENS DUE TO THE REFLECTOR CONCAVE SHAPE , THIS WILL CAUSE WATER DAMAGE TO THE FITTING

SERIE | *SERIES*: VEDETTE_R | VEDETTE_R PRO (V2)

BRAND: i-LèD

MARRONE / BROWN = LINEA / *LINE*
AZZURRO / LIGHT BLUE = NEUTRO / *NEUTRAL*
GIALLO-VERDE / YELLOW-GREEN = TERRA / EARTH CPC | PE

SPECIFICHE CABLAGGIO INTERNO | *INTERNAL WIRING SPECIFICATIONS*

E' NECESSARIO RIMUOVERE LA GUAINA PER 11mm. INSERIRE IL CAVO COMPLETAMENTE SENZA ARROTOLARLO

REMOVE 11mm OF THE OUTER SHEATH. FULLY INSERT THE CABLE WITHOUT TWISTING IT.

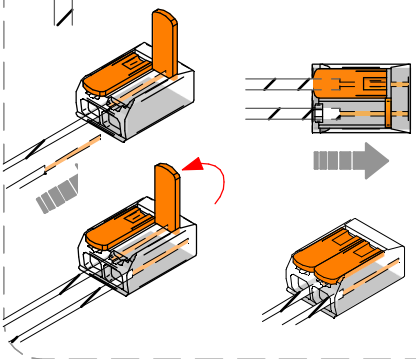

E' NECESSARIO RIMUOVERE LA GUAINA PER 11 mm. SEZIONE DEL CAVO MAX 1x 1.5mm2. AVVOLGERE I CAVI

REMOVE 11 mm OF THE OUTER SHEATH. MAX WIRE CROSS SECTION 1.5mm2 TWIST THE WIRES

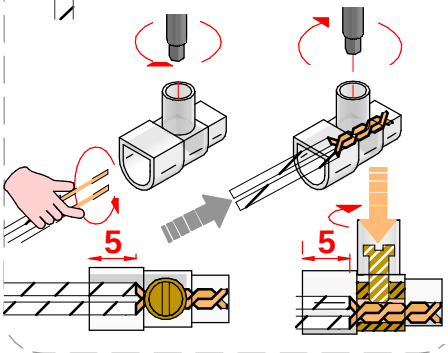

A
B
C
D
E
F
4.A

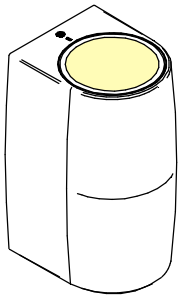

CABLAGGIO / *WIRING*

LEGENDA COLORI CAVI
CABLES COLOR CODING

MARRONE / ***BROWN*** = **LINEA / *LINE***

BLU / *BLUE* = **NEUTRO / NEUTRAL**

GIALLO-VERDE / ***YELLOW-GREEN***=TERRA |***GROUND***

GIALLO/ *YELLOW*= **DALI 1 / DA-L**

BIANCO / *WHITE* = **DALI 2 / DA-N**

1

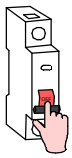

TUTTE LE OPERAZIONI DI COLLEGAMENTO ALLA RETE ELETTRICA DEVONO ESSERE CONDOTTE IN MANCANZA DI TENSIONE

ALL THE WIRING OPERATION MUST BE PERFORMED WITH MCB IN OFF POSITION

2



SE IL PRODOTTO E' DEFINITO IN CLASSE 1, IL CONDUTTORE DI MESSA A TERRA DI PROTEZIONE DEVE ESSERE SEMPRE COLLEGATO

IF THE FITTING IS CLASS 1 RATED, THE CPC | EARTH | PE CONDUCTOR MUST BE CONNECTED

3

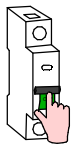

SE L'IMPIANTO E' STATO COMPLETATO ED E' IN SICUREZZA, PUO' ESSERE ALIMENTATO

WHEN THE CIRCUIT IS COMPLETED AND SAFE, MCB CAN BE SET IN ON POSITION

MCB

N° DI PRODOTTI PER MAGNETORTERMICO
N° OF LIGHT FITTINGS PER MCB

CODICE *CODE*	B10	B16	B20	C10	C16	C20
C01942	19	31	39	32	53	66
C01943	19	31	39	32	53	66
C01944	19	31	39	32	53	66
C01945	40	64	80	64	83	102
C01946	30	48	60	48	77	96
C01947	46	74	92	74	118	148
C01948	46	74	92	74	118	148
C01949	46	74	92	74	118	148
C01950	30	48	60	48	77	96
C01951	30	48	60	48	77	96
C01952	30	48	60	48	77	96
C01953	17	30	36	29	48	60
C01954	30	48	60	48	77	96
C01955	8	14	18	14	24	30
C01956	8	14	18	14	24	30
C01957	8	14	18	14	24	30
C01958	12	19	24	19	31	38
C01959	12	19	24	19	31	38
C01960	12	19	24	19	31	38
C01961	8	14	18	14	24	30
C01962	16	25	31	25	40	50
C01963	16	25	31	25	40	50
C01964	16	25	31	25	40	50
C01965	16	25	31	25	40	50
C01966	16	25	31	25	40	50
C01967	16	25	31	25	40	50
C01968	16	25	31	25	40	50
C01969	16	25	31	25	40	50
C01970	16	25	31	25	40	50
C01971	8	14	18	14	24	30
C01972	16	25	31	25	40	50

TIPO DI CONNESSIONE
TYPE OF CONNECTION

X: Se il cavo flessibile esterno di questo apparecchio è danneggiato, deve essere sostituito da un cavo speciale, disponibile esclusivamente presso il fabbricante, o il suo servizio di assistenza.
X: If the external flexible cable of this appliance is dameged, it must be replaced with a special cable, which is only avaible from the manufacturer or its service department.

Y: Se il cavo flessibile esterno di questo apparecchio è danneggiato, deve essere sostituito esclusivamente dal fabbricante, dal suo servizio di assistenza o da personale qualificato equivalente, al fine di evitare pericoli.
Y: If the external flexible cable of this appliance is dameged, it must only be replaced by the manufacturer, its service department or equivalent qualified personell in order to avoid danger.

Z: Il cavo flessibile esterno di questo apparecchio non può essere sostituito; se il cavo è danneggiato l'apparecchio deve essere distrutto.
Z: The external flexible cable fo this appliance cannot be replaced; if the cable is dameged, the appliance must be destroyed.

SERIE | *SERIES*: VEDETTE_R | VEDETTE_R PRO (V2)

BRAND: i-LèD

MARRONE / BROWN = LINEA / *LINE*
AZZURRO / LIGHT BLUE = NEUTRO / *NEUTRAL*
GIALLO-VERDE / YELLOW-GREEN = TERRA / EARTH CPC | PE

CABLAGGIO IN PARALLELO | *PARALLEL WIRING*
TENSIONE DI RETE | *MAINS VOLTAGE*

AC

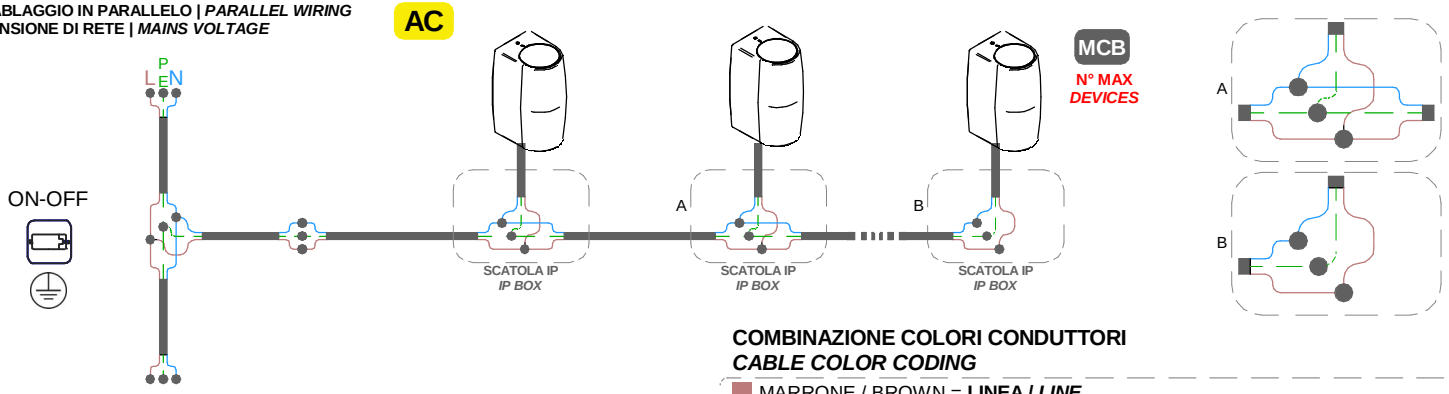

COMBINAZIONE COLORI CONDUTTORI
CABLE COLOR CODING

MARRONE / BROWN = **LINEA / *LINE***
AZZURRO / LIGHT BLUE = **NEUTRO / *NEUTRAL***
GIALLO-VERDE / YELLOW-GREEN = **TERRA / EARTH CPC | PE**

CABLAGGIO IN PARALLELO | *PARALLEL WIRING*
TENSIONE DI RETE | *MAINS VOLTAGE*

AC

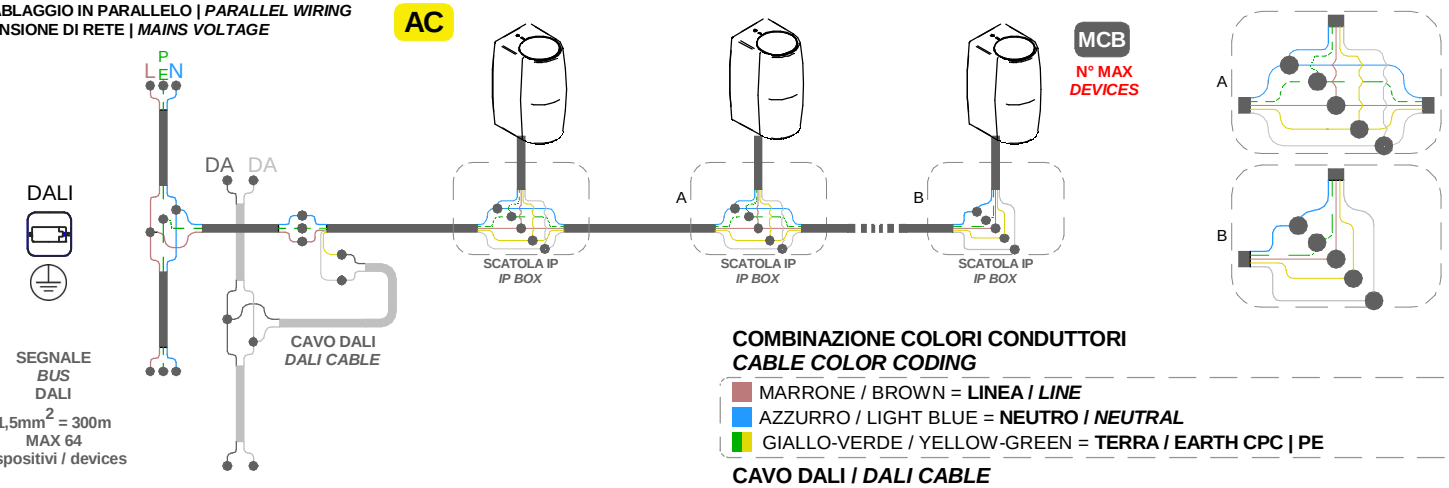

COMBINAZIONE COLORI CONDUTTORI
CABLE COLOR CODING

MARRONE / BROWN = **LINEA / *LINE***
AZZURRO / LIGHT BLUE = **NEUTRO / *NEUTRAL***
GIALLO-VERDE / YELLOW-GREEN = **TERRA / EARTH CPC | PE**

CAVO DALI / *DALI CABLE*

DALI
GIALLO / YELLOW = **DALI 1**
GRIGIO CHIARO / *LIGHT GREY* = **DALI 2**

CABLAGGIO IN PARALLELO | *PARALLEL WIRING*
TENSIONE DI RETE | *MAINS VOLTAGE*

AC

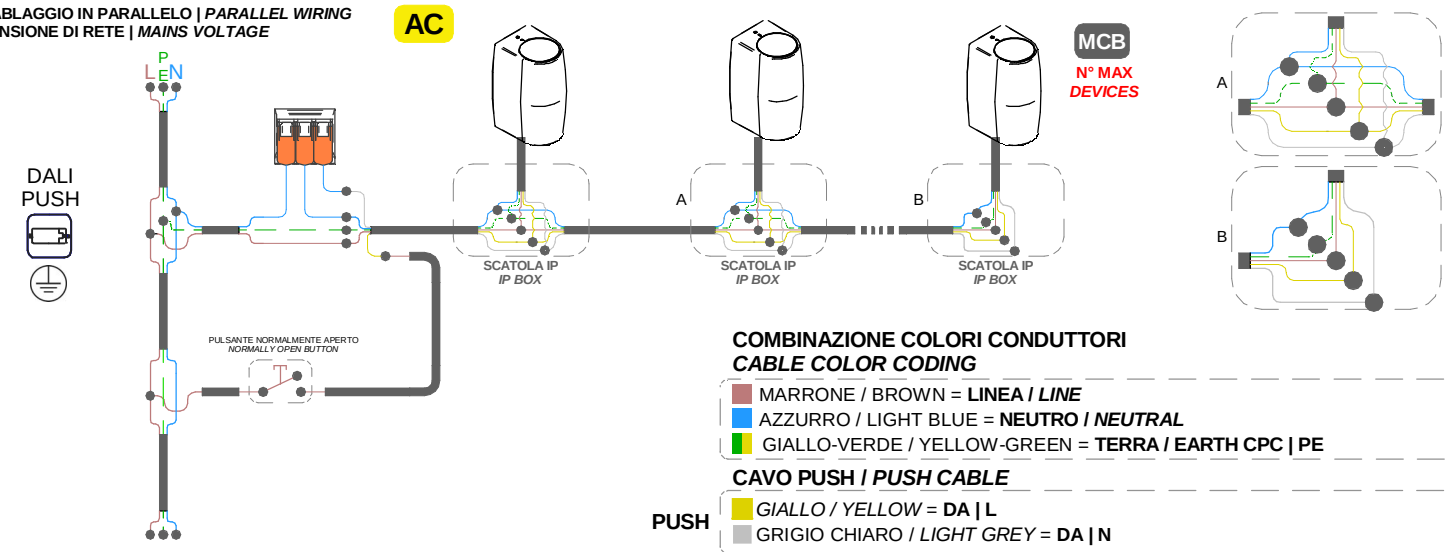

COMBINAZIONE COLORI CONDUTTORI
CABLE COLOR CODING

MARRONE / BROWN = **LINEA / *LINE***
AZZURRO / LIGHT BLUE = **NEUTRO / *NEUTRAL***
GIALLO-VERDE / YELLOW-GREEN = **TERRA / EARTH CPC | PE**

CAVO PUSH / *PUSH CABLE*

PUSH
GIALLO / YELLOW = **DA | L**
GRIGIO CHIARO / *LIGHT GREY* = **DA | N**