SERIE | *SERIES*: SUELO_R; _R Pro; _RJ Pro;_RX; _RX Pro; _RXJ Pro; 316_R

BRAND: i-LED H.52-63 (SUELO316_R) 68, 66 ,131, 114, 154, 207, 171, 122 [mm]

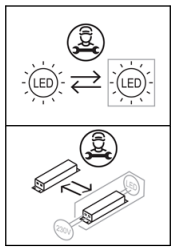



A

SUELO316_R
80432

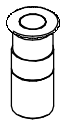

B

SUELO_R
C01050
C01135
80441
82531
80442

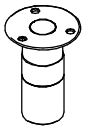

C

SUELO_RX
Pro
C01051
C01136
80437
82540
80438
82541

SUELO316
RX_Pro
93114
94151
C01789

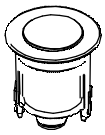

D

SUELO_R	SUELO_RJ
C00074	76221
C00103	76222
76207	76223
76209	76224
76210	
76212	

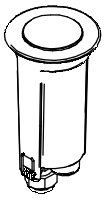

E

SUELO_R	SUELO_R Pro	SUELO_RJ
C00083	*76215*	76225
76213	*76216*	
76214	*76217*	
	76218	
	76219	

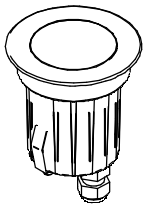

F

SUELO_R	SUELO_R Pro	SUELO_RJ
C00075	80558	80576
C00112	80559	80578
80546	80560	
76701	76709	
80547	76710	
76702	80564	
88550	80565	
76703	80566	
80551	76711	
76702	76712	
C01709		
C01737		
C01710		
C01743		



G

SUELO_R	SUELO_R Pro	SUELO_RJ Pro
81717	80570	80580
C00115	82535	
80554	80571	
76203	82536	
80555	76204	
76717	76718	
88550	76719	
C01711	76720	
C01738		

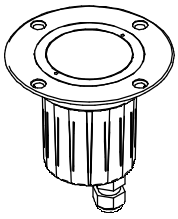

H

SUELO_R	SUELO_RX Pro	SUELO_RXJ
C00113	80561	80577
C00114	80562	80579
80548	80563	
76705	76713	
80549	76714	
76706	80567	
80552	80568	
76707	80569	
80553	76715	
76708	76716	
81718		
C01713		
C01739		
C01712		
C01744		

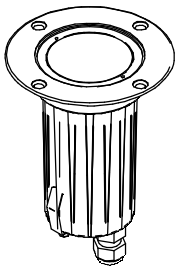

I

SUELO_R	SUELO_RX Pro	SUELO_RXJ
C00116	80573	80581
80556	82542	82545
76205	80574	
80557	82543	
76721	76206	
C01714	76722	
C01740	76723	
	76724	

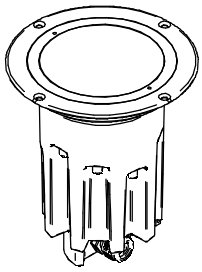

L

SUELO_RX Pro
80612
82547
81110

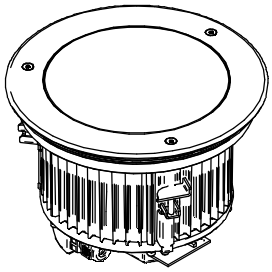

M

SUELO_RX
80616
81734

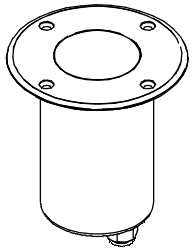

N

SUELO_BRASS
82266
82267
82268
82269

SERIE | *SERIES*: SUELO_R; _R Pro; _RJ Pro;_RX; _RX Pro; _RXJ Pro; 316_R

BRAND: i-LèD H.52-63 (SUELO316_R) 68, 66 ,131, 114, 154, 207, 171, 122 [mm]

IP68 PRESSACAVO IP *IP CABLE GLAND*

ACCESSORI NON INCLUSI | *NOT INCLUDED ACCESSORIES*

CHIAVE PER RIMOZIONE REINSTALLAZIONE FLANGIA
FLANGE REMOVING REINSTALLING TOOL

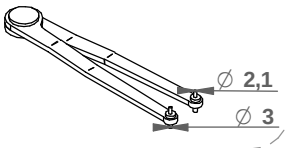

84992

IP68 **INCLUDED**

ADAPTERs

PG16 to CONDUIT Ø20mm
PG21 to CONDUIT Ø30mm

PG16 to PG21

KEY FOR CABLE GLAND

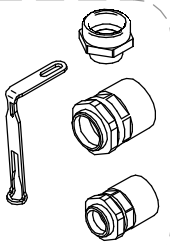

CONTROCASSA | OUTERCASING

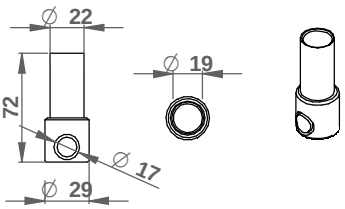

A



99678 A

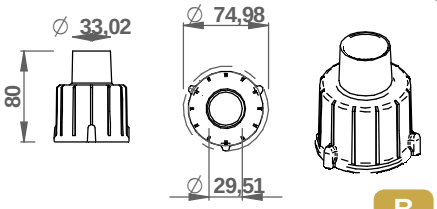

99684 B

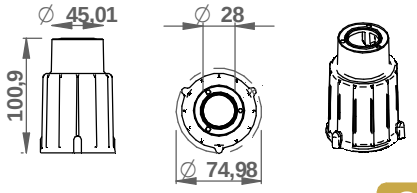

99685 C

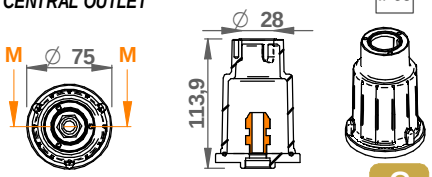

84990 C

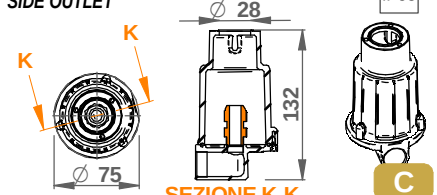

84945 C

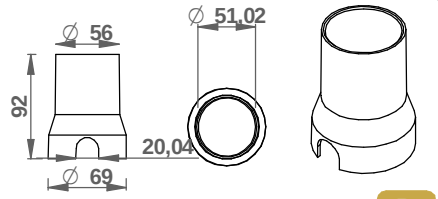

84936 D

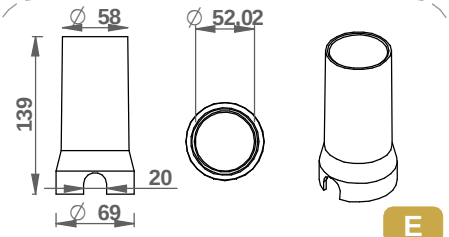

84935 E

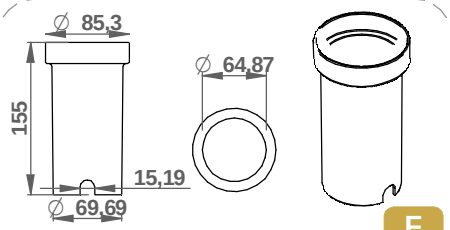

99680 F

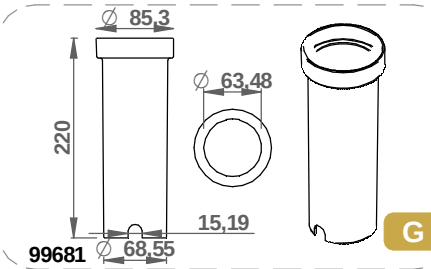

99681 G

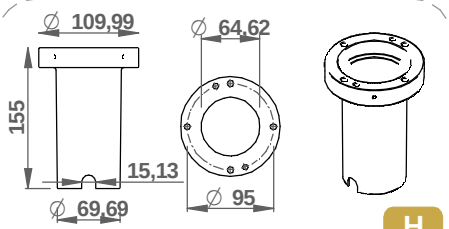

98121 H

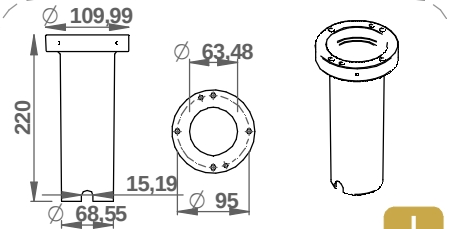

98122 I

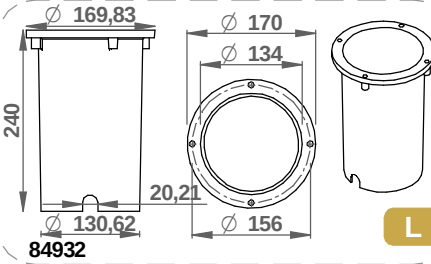

84932 L

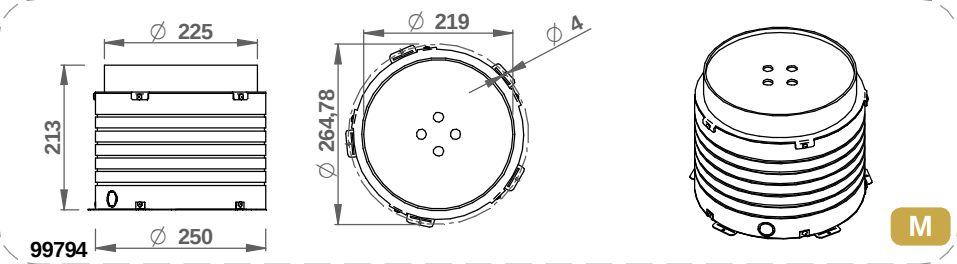

99794 M

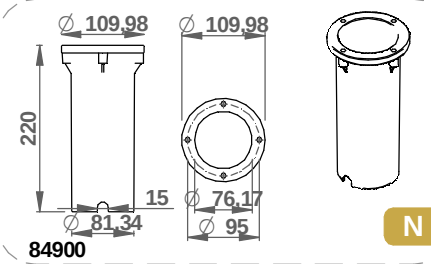

84900 N

SERIE | *SERIES*: SUELO_R; _R Pro; _RJ Pro;_RX; _RX Pro; _RXJ Pro; 316_R

BRAND: i-LèD H.52-63 (SUELO316_R) 68, 66 ,131, 114, 154, 207, 171, 122 [mm]

A

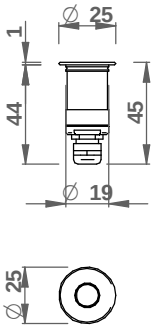

B

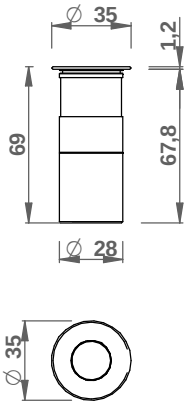

C

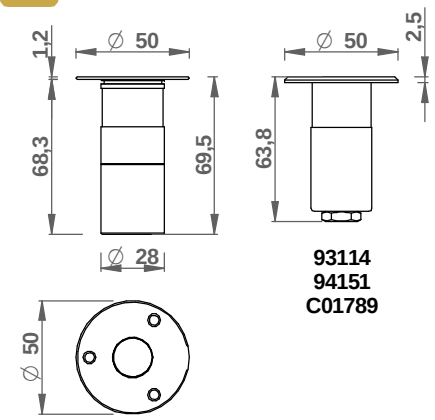

D

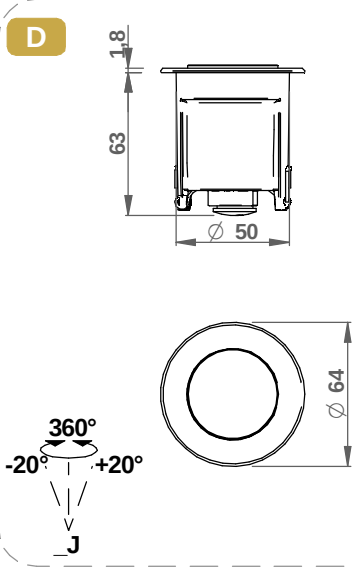

E

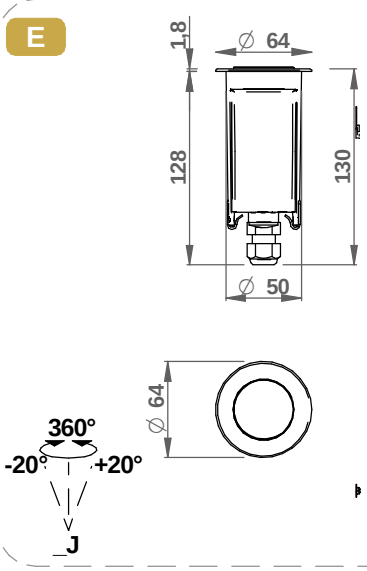

F

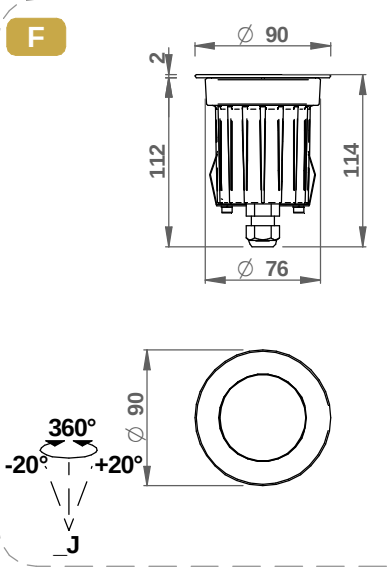

G

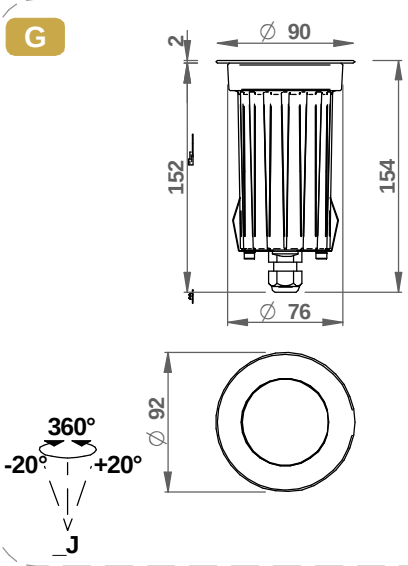

H

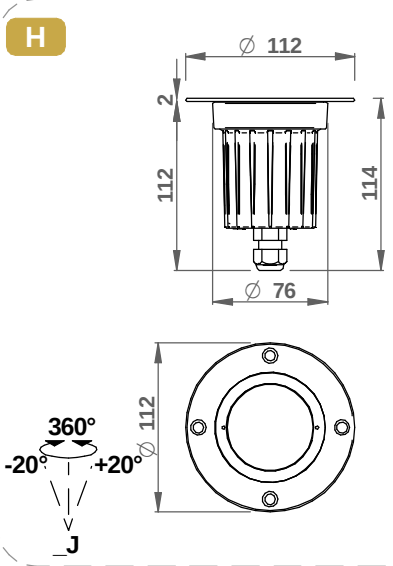

I

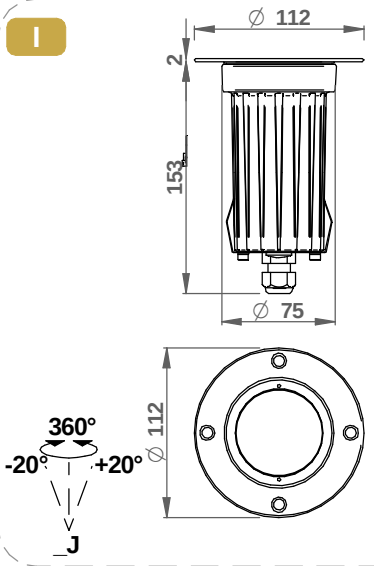

SERIE | *SERIES*: SUELO_R; _R Pro; _RJ Pro;_RX; _RX Pro; _RXJ Pro; 316_R

BRAND: i-LèD **H.52-63 (SUELO316_R) 68, 66 ,131, 114, 154, 207, 171, 122 [mm]**

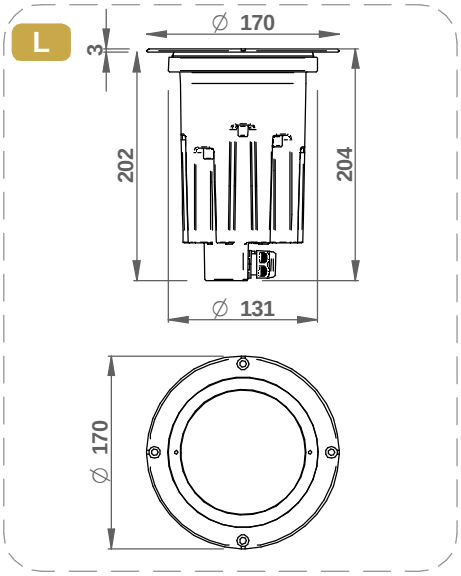

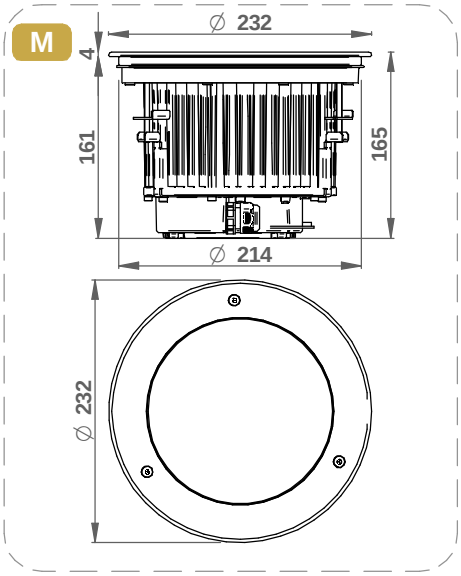

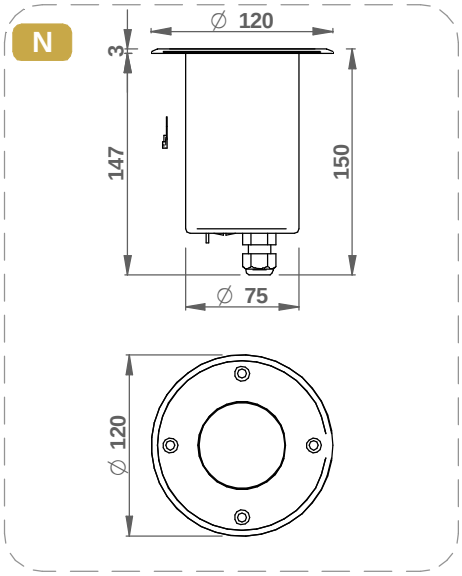

SPECIFICHE PRODOTTI - CODICI | *PRODUCTS SPECIFICATION - CODES*

CODE	Type	Input AC [V]	Dimensions [mm]	Power [W]	Voltage [V]	Current [mA]	Weight [Kg]	Walk Over	Drive Over [Kg]	Safety Class	IP	IK	CRI	CCT [°K] - Energy Class			N° Light Source	Type of Conn.
														2700	3000	4000		
76203	Suelo_R	220-240	ø90x154	9	-	-	0,8	Yes	2500	**1**	67	10	80	E	D	D	1	Y
76204	Suelo_R Pro	220-240	ø90x154	10	-	-	0,8	Yes	2500	**1**	67	10	80	E	D	D	1	Y
76205	Suelo_RX	220-240	ø112x154	9	-	-	0,8	Yes	2500	**1**	67	10	80	E	D	D	1	Y
76206	Suelo_RX Pro	220-240	ø112x154	10	-	-	0,8	Yes	2500	**1**	67	10	80	F	D	D	1	Y
76207	Suelo_R	-	ø64x65	4,5	9	500	0,3	Yes	2500	**3**	67	9	80	F	E	E	1	Y
76208	Suelo_R	-	ø64x65	4,5	9	500	0,3	Yes	2500	**3**	67	9	80	F	E	E	1	Y
76209	Suelo_R	-	ø64x65	4,5	9	500	0,3	Yes	2500	**3**	67	9	80	F	E	E	1	Y
76210	Suelo_R	-	ø64x65	5	24 CV	-	0,3	Yes	2500	**3**	67	9	80	F	E	E	1	Y
76211	Suelo_R	-	ø64x65	5	24 CV	-	0,3	Yes	2500	**3**	67	9	80	F	E	E	1	Y
76212	Suelo_R	-	ø64x65	5	24 CV	-	0,3	Yes	2500	**3**	67	9	80	F	E	E	1	Y
76213	Suelo_R	220-240	ø64x131	5,9	-	-	0,4	Yes	2500	**1**	67	9	80	F	E	E	1	Y
76214	Suelo_R	220-240	ø64x131	5,9	-	-	0,4	Yes	2500	**1**	67	9	80	F	E	E	1	Y
76215	Suelo_R Pro	-	ø64x131	4,5	9	500	0,4	Yes	2500	**3**	67	9	80	F	E	E	1	Y
76216	Suelo_R Pro	-	ø64x131	4,5	9	500	0,4	Yes	2500	**3**	67	9	80	F	E	E	1	Y
76217	Suelo_R Pro	-	ø64x131	4,5	9	500	0,4	Yes	2500	**3**	67	9	80	F	E	E	1	Y
76218	Suelo_R Pro	-	ø64x131	5	24 CV	-	0,4	Yes	2500	**3**	67	9	80	F	E	E	1	Y
76219	Suelo_R Pro	-	ø64x131	5	24 CV	-	0,4	Yes	2500	**3**	67	9	80	F	E	E	1	Y
76220	Suelo_R Pro	-	ø64x131	5	24 CV	-	0,4	Yes	2500	**3**	67	9	80	F	E	E	1	Y
76221	Suelo_RJ	-	ø64x65	4,5	9	500	0,3	Yes	2500	**3**	67	9	80	F	E	E	1	Y
76222	Suelo_RJ	-	ø64x65	4,5	9	500	0,3	Yes	2500	**3**	67	9	80	F	E	E	1	Y
76223	Suelo_RJ	-	ø64x65	5	24 CV	-	0,3	Yes	2500	**3**	67	9	80	F	E	E	1	Y
76224	Suelo_RJ	-	ø64x65	5	24 CV	-	0,3	Yes	2500	**3**	67	9	80	F	E	E	1	Y
76225	Suelo_RJ	220-240	ø64x130	5,9	-	-	0,4	Yes	2500	**1**	67	9	80	F	E	E	1	Y
76701	Suelo_R	-	ø90x114	8	36	220	0,7	Yes	2500	**3**	67	10	80	E	D	D	1	Y
76702	Suelo_R	-	ø90x114	8	36	220	0,7	Yes	2500	**3**	67	10	80	E	D	E	1	Y
76703	Suelo_R	-	ø90x114	9	24 CV	-	0,7	Yes	2500	**3**	67	10	80	E	D	D	1	Y
76704	Suelo_R	-	ø90x114	9	24 CV	-	0,7	Yes	2500	**3**	67	10	80	E	D	D	1	Y
76705	Suelo_RX	-	ø112x114	8	36	220	0,7	Yes	2500	**3**	67	10	80	E	D	D	1	Y
76706	Suelo_RX	-	ø112x114	8	36	220	0,7	Yes	2500	**3**	67	10	80	E	D	D	1	Y
76707	Suelo_RX	-	ø112x114	9	24 CV	-	0,7	Yes	2500	**3**	67	10	80	E	D	D	1	Y
76708	Suelo_RX	-	ø112x114	9	24 CV	-	0,7	Yes	2500	**3**	67	10	80	E	D	D	1	Y
76709	Suelo_R Pro	-	ø90x114	8	36	220	0,7	Yes	2500	**3**	67	10	80	E	D	D	1	Y
76710	Suelo_R Pro	-	ø90x114	8	36	220	0,7	Yes	2500	**3**	67	10	80	E	D	D	1	Y
76711	Suelo_R Pro	-	ø90x114	9	24 CV	-	0,7	Yes	2500	**3**	67	10	80	E	D	D	1	Y

Ta: -20°C ÷ 50°C

*L'insieme faretto + controcassa una volta installati garantisce la resistenza al carico statico pari a quanto tiportato in tabella.
*Once installed, the spotlight + housing assembly guarantees static load resistance equal to the values given in the table.

SERIE | *SERIES*: SUELO_R; _R Pro; _RJ Pro;_RX; _RX Pro; _RXJ Pro; 316_R

BRAND: i-LED H.52-63 (SUELO316_R) 68, 66 ,131, 114, 154, 207, 171, 122 [mm]

76712	Suelo_R Pro	-	⌀90x114	9	24 CV	-	0,7	Yes	2500	**3**	67	10	80	E	D	D	1	Y
76713	Suelo_RX Pro	-	⌀112x114	8	36	220	0,7	Yes	2500	**3**	67	10	80	E	D	D	1	Y
76714	Suelo_RX Pro	-	⌀112x114	8	36	220	0,7	Yes	2500	**3**	67	10	80	E	D	D	1	Y
76715	Suelo_RX Pro	-	⌀112x114	9	24 CV	-	0,7	Yes	2500	**3**	67	10	80	E	D	D	1	Y
76716	Suelo_RX Pro	-	⌀112x114	9	24 CV	-	0,7	Yes	2500	**3**	67	10	80	E	D	D	1	Y
76717	Suelo_R	220-240	⌀90x154	9	-	-	0,8	Yes	2500	**1**	67	10	80	E	D	D	1	Y
76718	Suelo_R Pro	220-240	⌀90x154	10	-	-	0,8	Yes	2500	**1**	67	10	80	E	D	D	1	Y
76719	Suelo_R Pro	220-240	⌀90x154	10	-	-	0,8	Yes	2500	**1**	67	10	80	E	D	D	1	Y
76720	Suelo_R Pro	220-240	⌀90x154	10	-	-	0,8	Yes	2500	**1**	67	10	80	E	D	D	1	Y
76721	Suelo_RX	220-240	⌀112x154	10	-	-	0,8	Yes	2500	**1**	67	10	80	F	E	E	1	Y
76722	Suelo_RX Pro	220-240	⌀112x154	10	-	-	0,8	Yes	2500	**1**	67	10	80	F	E	E	1	Y
76723	Suelo_RX Pro	220-240	⌀112x154	10	-	-	0,8	Yes	2500	**1**	67	10	80	F	E	E	1	Y
76724	Suelo_RX Pro	220-240	⌀112x154	10	-	-	0,8	Yes	2500	**1**	67	10	80	F	E	E	1	Y
80432	Suelo316_R	-	⌀25x52.2	1	3	350	0,1	Yes	2500	**3**	67	9	80	D	D	D	1	Y
80437	Suelo_RX Pro	-	⌀50x68	3	24 CV	-	0,2	Yes	2500	**3**	67	9	80	D	D	D	1	Y
80438	Suelo_RX Pro	-	⌀50x68	3	24 CV	-	0,2	Yes	2500	**3**	67	9	80	D	D	D	1	Y
80441	Suelo_R Pro	-	⌀35x68	3	24 CV	-	0,2	Yes	2500	**3**	67	9	80	D	D	D	1	Y
80442	Suelo_R Pro	-	⌀35x68	3	24 CV	-	0,2	Yes	2500	**3**	67	9	80	D	D	D	1	Y
80546	Suelo_R	-	⌀90x114	8	12	630	0,7	Yes	2500	**3**	67	10	80	E	E	E	1	Y
80547	Suelo_R	-	⌀90x114	8	12	630	0,7	Yes	2500	**3**	67	10	80	E	E	E	1	Y
80548	Suelo_RX	-	⌀112x114	8	12	630	0,7	Yes	2500	**3**	67	10	80	E	E	E	1	Y
80549	Suelo_RX	-	⌀112x114	8	12	630	0,7	Yes	2500	**3**	67	10	80	E	E	E	1	Y
80550	Suelo_R	-	⌀90x114	9	24 CV	-	0,7	Yes	2500	**3**	67	10	80	E	D	D	1	Y
80551	Suelo_R	-	⌀90x114	9	12	630	0,7	Yes	2500	**3**	67	10	80	E	E	E	1	Y
80552	Suelo_RX	-	⌀112x114	9	24 CV	-	0,7	Yes	2500	**3**	67	10	80	E	D	D	1	Y
80553	Suelo_RX	-	⌀112x114	9	12	630	0,7	Yes	2500	**3**	67	10	80	E	E	E	1	Y
80554	Suelo_R	220-240	⌀90x154	10,5	-	-	0,8	Yes	2500	**1**	67	10	80	E	D	D	1	Y
80555	Suelo_R	220-240	⌀90x154	10,5	-	-	0,8	Yes	2500	**1**	67	10	80	E	E	E	1	Y
80556	Suelo_RX	-	⌀112x114	8	36	220	0,7	Yes	2500	**3**	67	10	80	E	D	D	1	Y
80557	Suelo_RX	220-240	⌀112x154	9	-	-	0,8	Yes	2500	**1**	67	10	80	E	E	E	1	Y
80558	Suelo_R Pro	-	⌀90x114	8	12	630	0,7	Yes	2500	**3**	67	10	80	E	E	E	1	Y
80559	Suelo_R Pro	-	⌀90x114	8	12	630	0,7	Yes	2500	**3**	67	10	80	E	E	E	1	Y
80560	Suelo_R Pro	-	⌀90x114	8	12	630	0,7	Yes	2500	**3**	67	10	80	E	E	E	1	Y
80561	Suelo_RX Pro	-	⌀112x114	8	12	630	0,7	Yes	2500	**3**	67	10	80	E	E	E	1	Y
80562	Suelo_RX Pro	-	⌀112x114	8	12	630	0,7	Yes	2500	**3**	67	10	80	E	E	E	1	Y
80563	Suelo_RX Pro	-	⌀112x114	8	12	630	0,7	Yes	2500	**3**	67	10	80	E	E	E	1	Y
80564	Suelo_R Pro	-	⌀90x114	9	24 CV	-	0,7	Yes	2500	**3**	67	10	80	E	E	E	1	Y
80565	Suelo_R Pro	-	⌀90x114	9	24 CV	-	0,7	Yes	2500	**3**	67	10	80	E	E	E	1	Y
80566	Suelo_R Pro	-	⌀90x114	9	24 CV	-	0,7	Yes	2500	**3**	67	10	80	E	E	E	1	Y
80567	Suelo_RX Pro	-	⌀112x114	9	24 CV	-	0,7	Yes	2500	**3**	67	10	80	E	E	E	1	Y
80568	Suelo_RX Pro	-	⌀112x114	9	24 CV	-	0,7	Yes	2500	**3**	67	10	80	E	E	E	1	Y
80569	Suelo_RX Pro	-	⌀112x114	9	24 CV	-	0,7	Yes	2500	**3**	67	10	80	E	E	E	1	Y
80570	Suelo_R Pro	220-240	⌀90x154	10	-	-	0,8	Yes	2500	**1**	67	10	80	E	E	E	1	Y
80571	Suelo_R Pro	220-240	⌀90x154	10	-	-	0,8	Yes	2500	**1**	67	10	80	E	E	E	1	Y
80573	Suelo_RX Pro	220-240	⌀112x154	10	-	-	0,8	Yes	2500	**1**	67	10	80	E	E	E	1	Y
80574	Suelo_RX Pro	220-240	⌀112x154	10	-	-	0,8	Yes	2500	**1**	67	10	80	E	E	E	1	Y
80576	Suelo_RJ Pro	-	⌀90x114	8	12	630	0,7	Yes	2500	**3**	67	10	80	E	E	E	1	Y
80577	Suelo_RXJ	-	⌀112x114	8	12	630	0,7	Yes	2500	**3**	67	10	80	E	E	E	1	Y
80578	Suelo_RJ Pro	-	⌀90x114	9	24 CV	-	0,7	Yes	2500	**3**	67	10	80	E	E	E	1	Y
80579	Suelo_RXJ	-	⌀112x114	9	24 CV	-	0,7	Yes	2500	**3**	67	10	80	E	E	E	1	Y
80580	Suelo_RJ	220-240	⌀90x154	10	-	-	0,8	Yes	2500	**1**	67	10	80	E	E	E	1	Y
80581	Suelo_RXJ	220-240	⌀112x154	10	-	-	0,8	Yes	2500	**1**	67	10	80	E	E	E	1	Y
80612	Suelo_RX Pro	220-240	⌀170x207	15	-	-	2,0	Yes	2500	**1**	67	10	80	E	E	E	1	Y
80616	Suelo_RX	220-240	⌀232x171	26	-	-	3,0	Yes	2500	**1**	67	10	80	E	E	E	1	Y
81110	Suelo_RX	220-240	⌀170x207	15	-	-	2,0	Yes	2500	**1**	67	10	80	E	E	E	1	Y
81717	Suelo_R RGBW	-	⌀90x154	8	12	630	0,8	Yes	2500	**3**	67	10	0	RGBW - G			1	Y
81718	Suelo_RX RGBW	-	⌀112x154	8	12	630	0,7	Yes	2500	**3**	67	10	0	RGBW - G			1	Y
81734	Suelo_RX	220-240	⌀232x171	27	-	-	3,0	Yes	2500	**1**	67	10	80	F	E	E	1	Y

Ta: -20°C ÷ 50°C

*L'insieme faretto + controcassa una volta installati garantisce la resistenza al carico statico pari a quanto tiportato in tabella.
*Once installed, the spotlight + housing assembly guarantees static load resistance equal to the values given in the table.

SERIE | *SERIES*: SUELO_R; _R Pro; _RJ Pro;_RX; _RX Pro; _RXJ Pro; 316_R

BRAND: i-LèD **H.52-63 (SUELO316_R) 68, 66 ,131, 114, 154, 207, 171, 122 [mm]**

CONNESSIONE IP *IP CONNECTION*

82266	Suelo_Brass	220-240	⌀120x150	9	-	-	2,5	Yes	2000	**1**	67	9	80	F	E	E	1	Y
82267	Suelo_Brass	220-240	⌀120x150	9	-	-	2,5	Yes	2000	**1**	67	9	80	F	E	E	1	Y
82268	Suelo_Brass	220-240	⌀120x150	9	-	-	2,5	Yes	2000	**1**	67	9	80	F	E	E	1	Y
82269	Suelo_Brass	220-240	⌀120x150	9	-	-	2,5	Yes	2000	**1**	67	9	80	F	E	E	1	Y
82531	Suelo_R Pro	-	⌀35x68	3	24 CV	-	0,2	Yes	2500	**3**	67	9	80	D	D	D	1	Y
82532	Suelo_R Pro	-	⌀35x68	3	24 CV	-	0,2	Yes	2500	**3**	67	9	80	D	D	D	1	Y
82535	Suelo_R Pro	220-240	⌀90x154	10	-	-	0,8	Yes	2500	**1**	67	10	80	E	E	E	1	Y
82536	Suelo_R Pro	220-240	⌀90x154	10	-	-	0,8	Yes	2500	**1**	67	10	80	D	D	D	1	Y
82540	Suelo_RX Pro	-	⌀50x68	3	24 CV	-	0,2	Yes	2500	**3**	67	9	80	D	D	D	1	Y
82541	Suelo_RX Pro	-	⌀50x68	3	24 CV	-	0,2	Yes	2500	**3**	67	9	80	D	D	D	1	Y
82542	Suelo_RX Pro	220-240	⌀112x154	10	-	-	0,8	Yes	2500	**1**	67	10	80	E	E	E	1	Y
82543	Suelo_RX Pro	220-240	⌀112x154	10	-	-	0,8	Yes	2500	**1**	67	10	80	E	E	E	1	Y
82545	Suelo_RXJ	220-240	⌀112x154	10	-	-	0,8	Yes	2500	**1**	67	10	80	E	E	E	1	Y
82547	Suelo_RX Pro	220-240	⌀170x207	15	-	-	2,0	Yes	2500	**1**	67	10	80	E	E	E	1	Y
93114	Suelo316_RX Pro	-	⌀50x63	2	3	630	0,8	-		**3**	68	10	80	D	D	D	1	Y
94151	Suelo316_RX Pro	-	⌀50x63	2,1	3	220	0,8	-		**3**	68	10	80	RGB - G				Y
C00074	Suelo_R	-	⌀64x65	2	3	630	0,3	Yes	2500	**3**	67	9	80	F	E	F	1	Y
C00075	Suelo_R	-	⌀90x114	2	3	630	0,7	Yes	2500	**3**	67	10	80	F	E	F	1	Y
C00083	Suelo_R	220-240	⌀64x130.8	2,5	-	-	0,4	Yes	2500	**1**	67	9	80	F	E	F	1	Y
C00103	Suelo_R	-	⌀64x65	3	24 CV	-	0,3	Yes	2500	**3**	67	9	80	F	E	F	1	Y
C00112	Suelo_R	-	⌀90x114	3	24 CV	-	0,7	Yes	2500	**3**	67	10	80	F	E	F	1	Y
C00113	Suelo_RX	-	⌀112x114	2	3	630	0,7	Yes	2500	**3**	67	10	80	F	E	F	1	Y
C00114	Suelo_RX	-	⌀112x114	3	24 CV	-	0,7	Yes	2500	**3**	67	10	80	F	E	F	1	Y
C00115	Suelo_R	220-240	⌀90x154	2,5	-	-	0,8	Yes	2500	**1**	67	10	80	F	E	F	1	Y
C00116	Suelo_RX	220-240	⌀112x154	2,5	-	-	0,8	Yes	2500	**1**	67	10	80	F	E	F	1	Y
C01050	Suelo_R Pro	-	⌀35x68	2-3	3	630-1000	0,2	Yes	2500	**3**	67	9	80	D	D	D	1	Y
C01051	Suelo_RX Pro	-	⌀50x68	2-3	3	630-1000	0,2	Yes	2500	**3**	67	9	80	D	D	D	1	Y
C01135	Suelo_R Pro	-	⌀35x68	2-3	3	630-1000	0,2	Yes	2500	**3**	67	9	80	D	D	D	1	Y
C01709	Suelo_R	-	⌀90x114	8	36	220	0,7	Yes	2500	**3**	67	10	80	D	D	D	1	Y
C01710	Suelo_R	-	⌀90x114	9	24 CV	-	0,7	Yes	2500	**3**	67	10	80	D	D	D	1	Y
C01711	Suelo_R	220-240	⌀90x154	9	-	-	0,7	Yes	2500	**1**	67	10	80	D	D	D	1	Y
C01712	Suelo_RX	-	⌀112x114	9	24 CV	-	0,7	Yes	2500	**3**	67	10	80	D	D	D	1	Y
C01713	Suelo_RX	-	⌀112x114	8	36	220	0,7	Yes	2500	**3**	67	10	80	D	D	D	1	Y
C01714	Suelo_RX	-	⌀112x154	8	36	220	0,7	Yes	2500	**3**	67	10	80	D	D	D	1	Y
C01737	Suelo_R	-	⌀90x114	8	36	220	0,7	Yes	2500	**3**	67	10	80	D	D	D	1	Y
C01738	Suelo_R	220-240	⌀90x154	9	-	-	0,7	Yes	2500	**1**	67	10	80	D	D	D	1	Y
C01739	Suelo_RX	-	⌀112x114	8	36	220	0,7	Yes	2500	**3**	67	10	80	D	D	D	1	Y
C01740	Suelo_RX		⌀112x154	8	36	220	0,7	Yes	2500	**3**	67	10	80	D	D	D	1	Y
C01743	Suelo_R	-	⌀90x114	9	24 CV	-	0,7	Yes	2500	**3**	67	10	80	D	D	D	1	Y
C01744	Suelo_RX	-	⌀112x114	9	24 CV	-	0,7	Yes	2500	**3**	67	10	80	D	D	D	1	Y
C01789	Suelo316_RX Pro	-	⌀50x63	2,6	3	220	0,9	-		**3**	68	10	80	RGBW - G				Y

Ta: -20°C ÷ 50°C

*L'insieme faretto + controcassa una volta installati garantisce la resistenza al carico statico pari a quanto tiportato in tabella.
*Once installed, the spotlight + housing assembly guarantees static load resistance equal to the values given in the table.

INSTALLAZIONE SU CARTONGESSO O SUPERFICI SOLIDE | *DRYWALL OR SOLID SURFACES INSTALLATION*

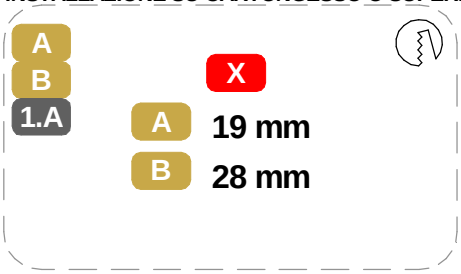

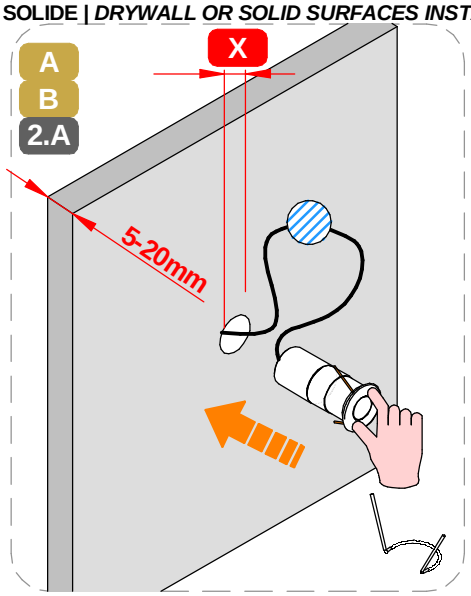

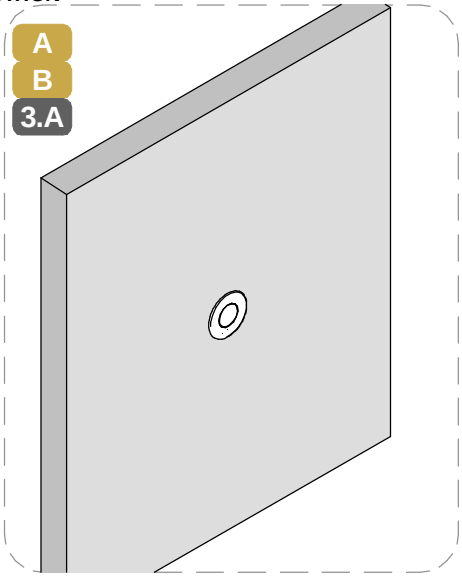

SERIE | *SERIES*: SUELO_R; _R Pro; _RJ Pro;_RX; _RX Pro; _RXJ Pro; 316_R

BRAND: i-LED H.52-63 (SUELO316_R) 68, 66 ,131, 114, 154, 207, 171, 122 [mm]

IP68 CONNESSIONE IP *IP CONNECTION*

INSTALLAZIONE A TERRA | *GROUND INSTALLATION*

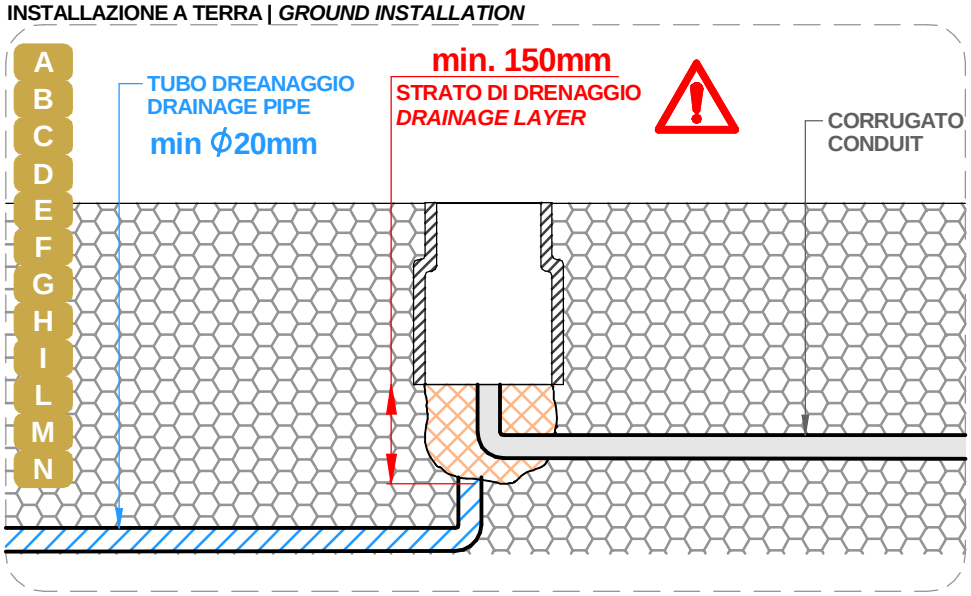

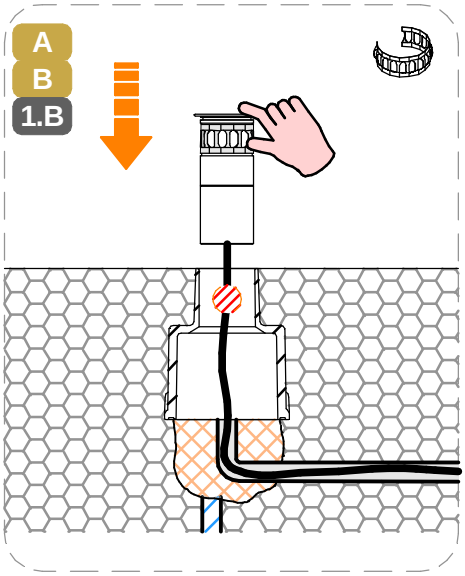

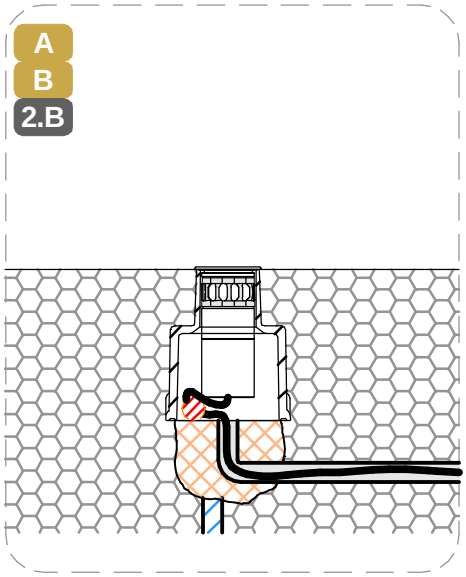

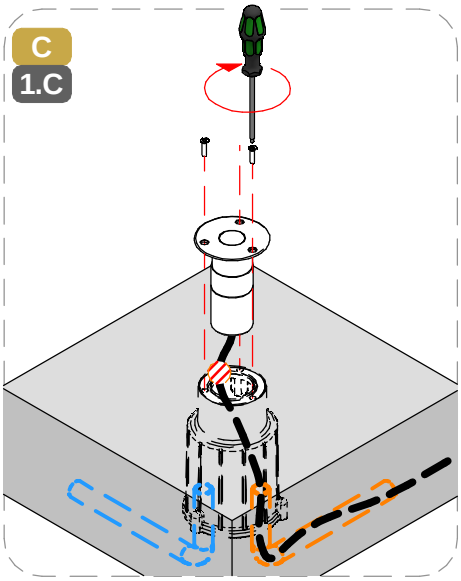

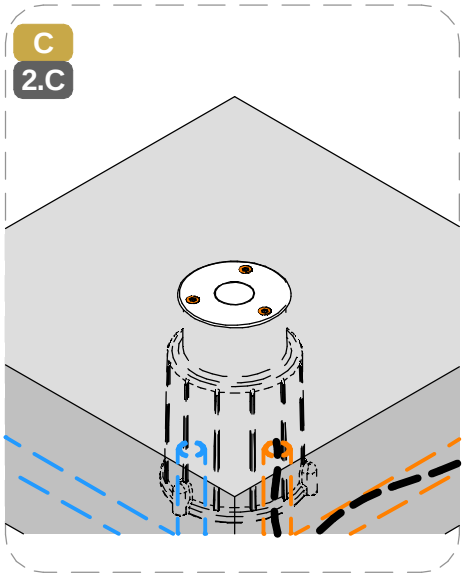

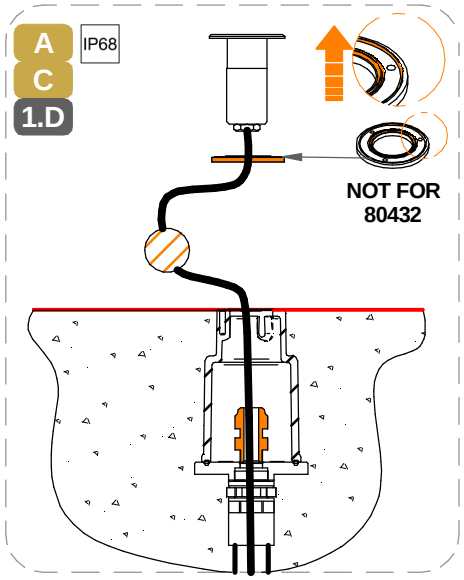

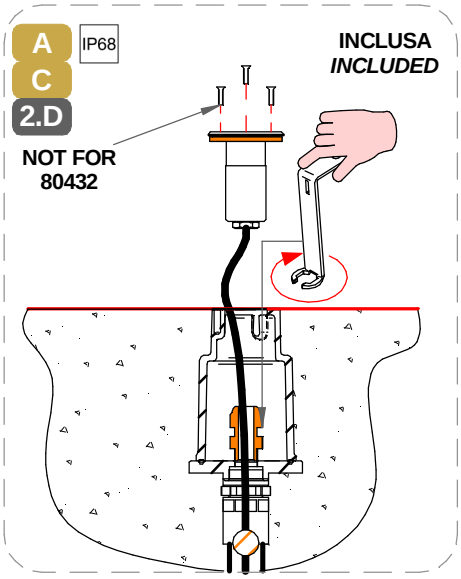

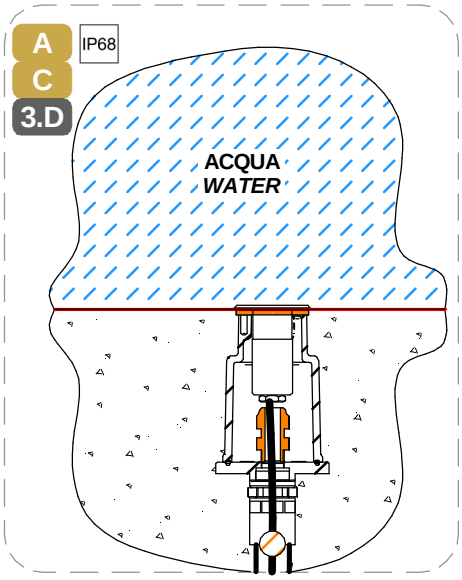

SERIE | *SERIES*: SUELO_R; _R Pro; _RJ Pro;_RX; _RX Pro; _RXJ Pro; 316_R

BRAND: i-LED **H.52-63 (SUELO316_R) 68, 66 ,131, 114, 154, 207, 171, 122 [mm]**

IP68 **CONNESSIONE IP** *IP CONNECTION*

D E 1.E

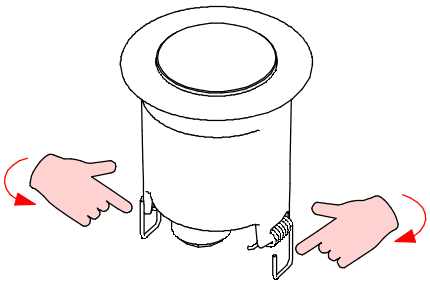

D E 2.E

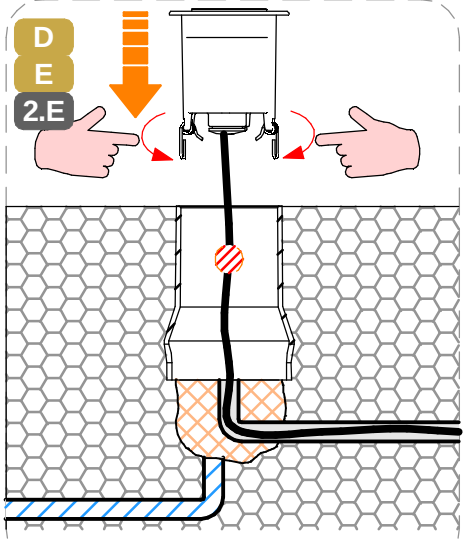

D E 3.E

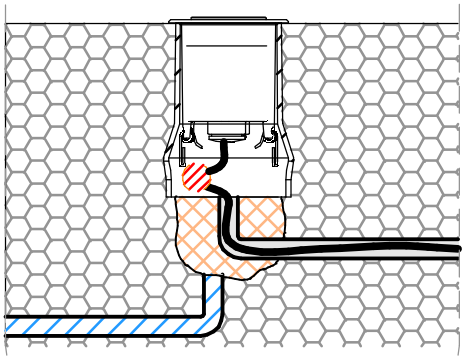

F G 1.F

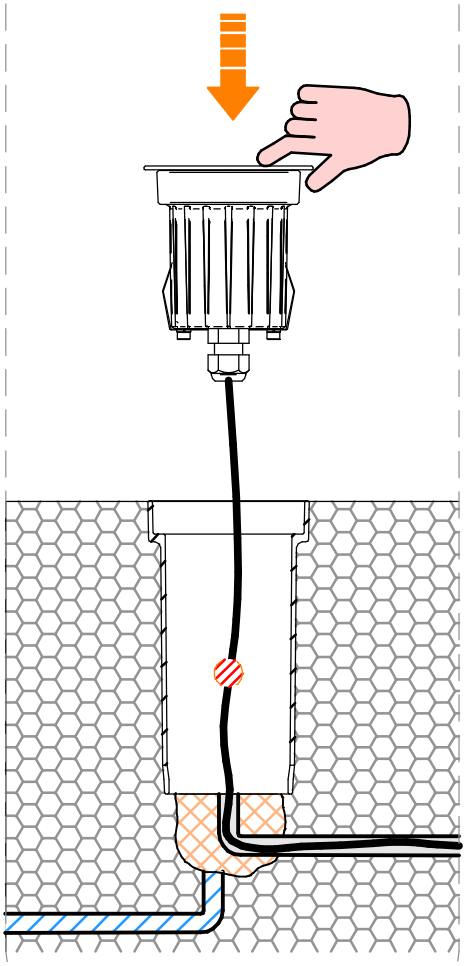

H I L N 1.G

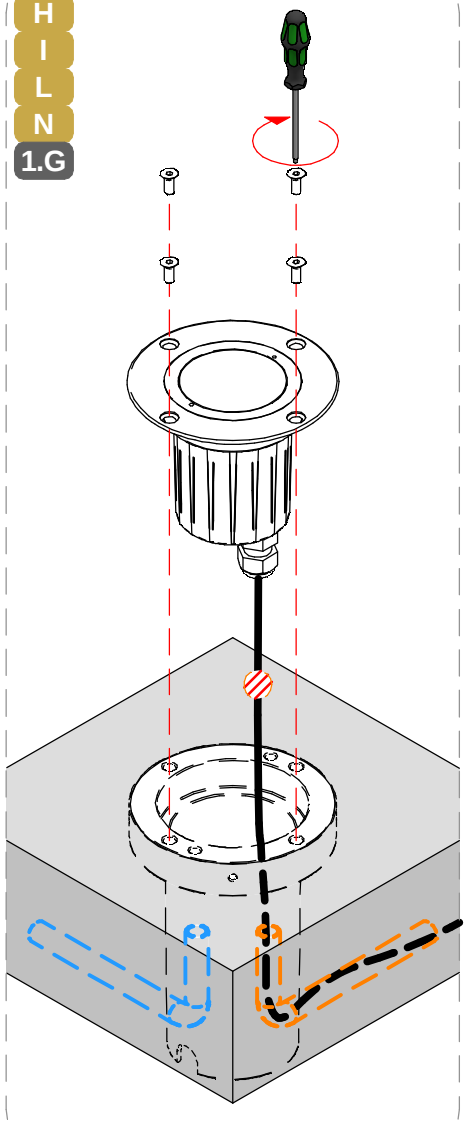

M 1.H

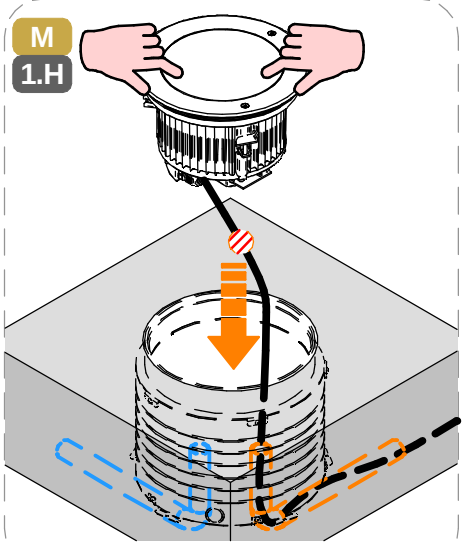

M 2.H

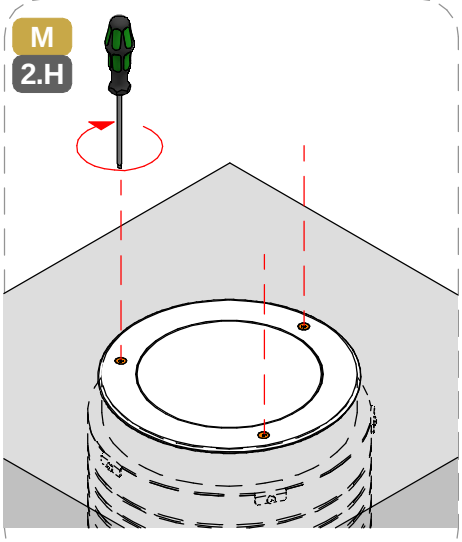

SERIE | *SERIES*: SUELO_R; _R Pro; _RJ Pro;_RX; _RX Pro; _RXJ Pro; 316_R

BRAND: i-LèD H.52-63 (SUELO316_R) 68, 66 ,131, 114, 154, 207, 171, 122 [mm]

F G 2.F

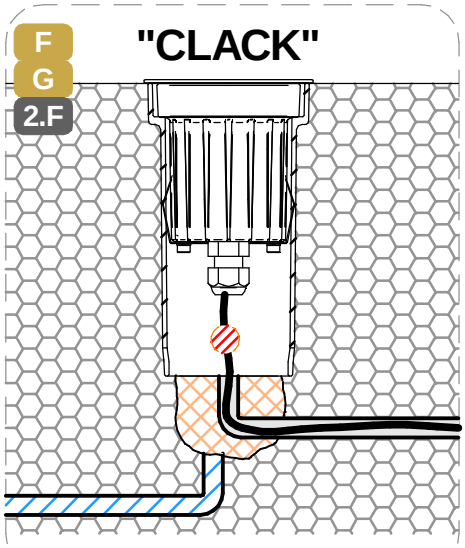

H I L N 2.G

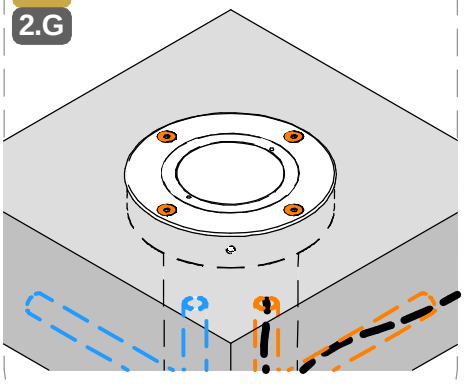

M 3.H

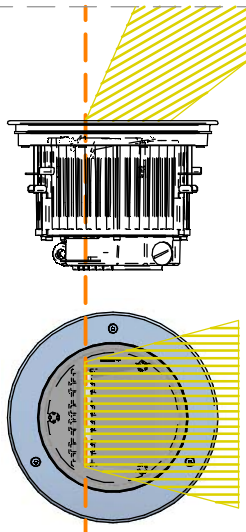

WALL-WASHER

REGOLAZIONE BASCULAZIONE VERSIONI _J / *TILTING ADJUSTMENT _J TYPES*

D E F G 1.I

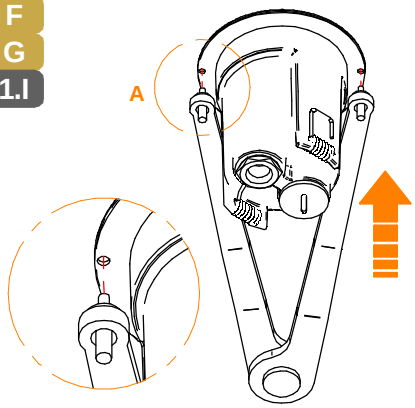

DETTAGLIO A
DETAIL A

D E F G 2.I

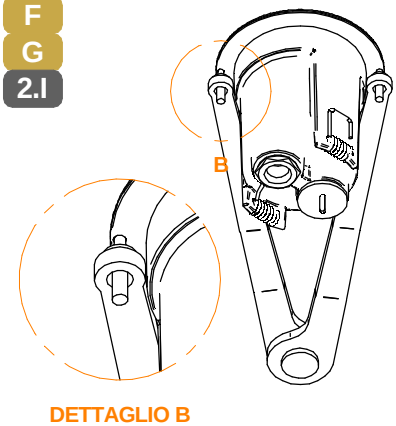

DETTAGLIO B
DETAIL B

D E F G 3.I

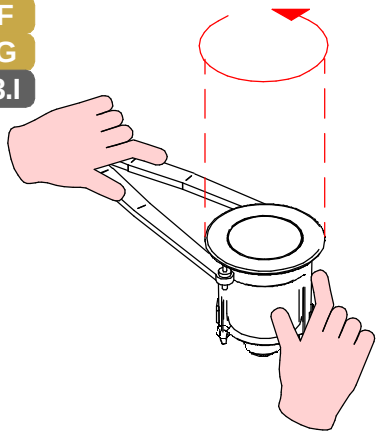

D E F G 4.I

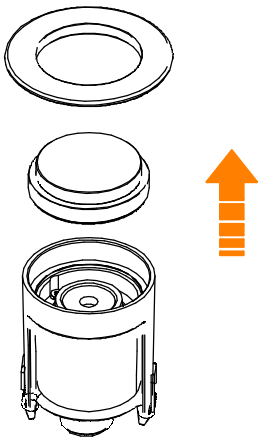

D E F G 5.I

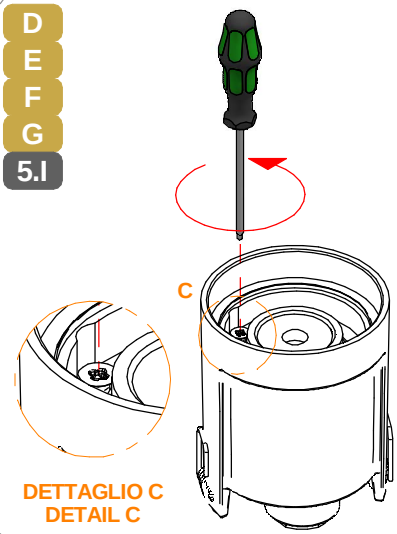

DETTAGLIO C
DETAIL C

D E F G 6.I

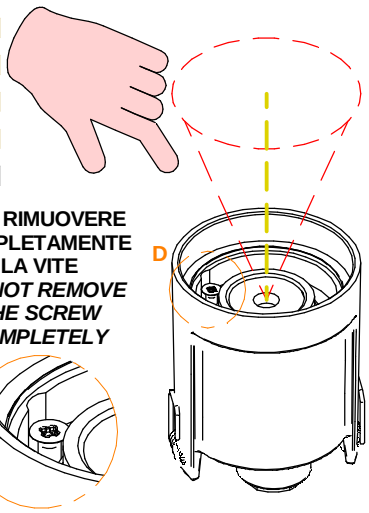

NON RIMUOVERE COMPLETAMENTE LA VITE
DO NOT REMOVE THE SCREW COMPLETELY

DETTAGLIO D
DETAIL D

SERIE | *SERIES*: SUELO_R; _R Pro; _RJ Pro;_RX; _RX Pro; _RXJ Pro; 316_R

BRAND: i-LED **H.52-63 (SUELO316_R) 68, 66 ,131, 114, 154, 207, 171, 122 [mm]**

D E F G 7.I

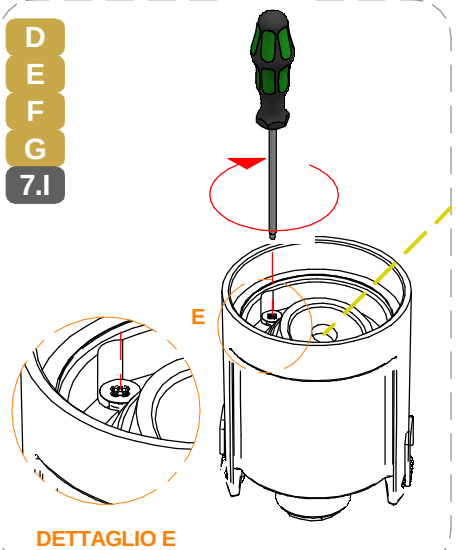

DETTAGLIO E
DETAIL E

D E F G 8.I

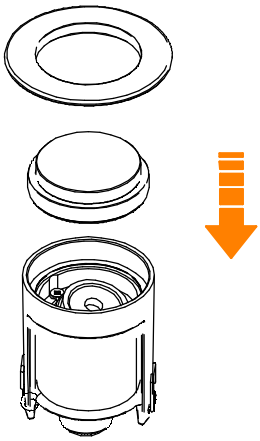

D E F G 9.I



CHIUDERE CON FORZA OD IL GRADO IP NON SARA' MANTENUTO

TIGHTEN FIRMLY OR THE IP DEEGRE WILL NOT BE RESTORED

F G 1.L

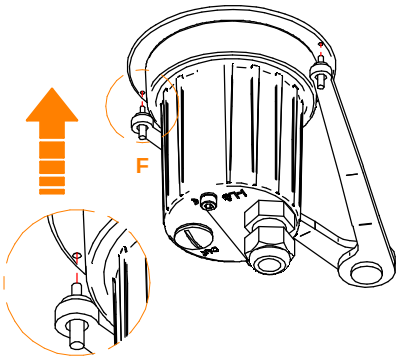

DETTAGLIO F
DETAIL F

F G 2.L

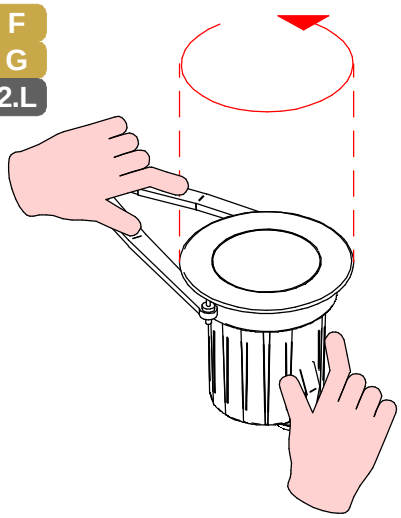

F G 3.L

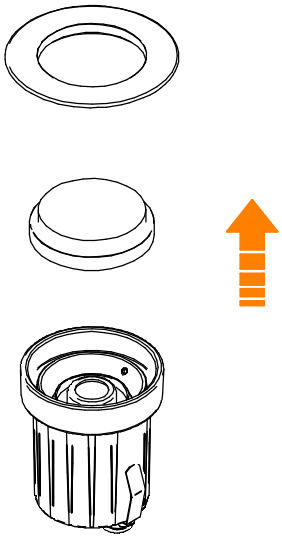

H I 4.L

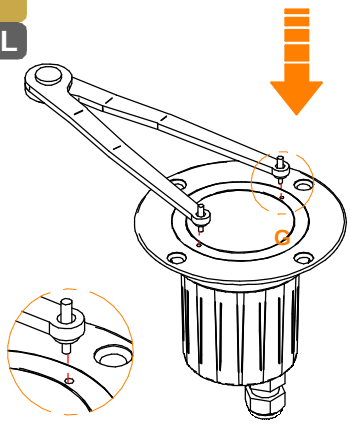

DETTAGLIO G
DETAIL G

H I 5.L

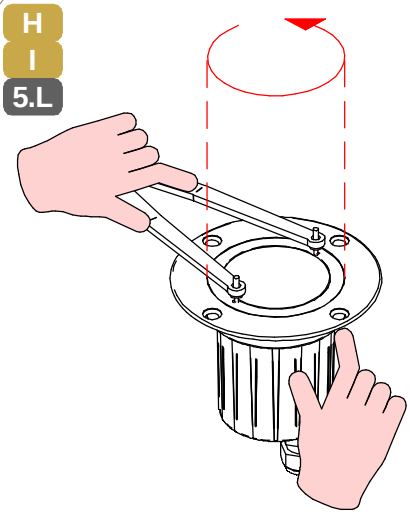

H I 6.L

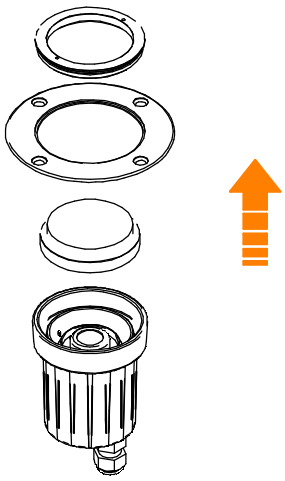

SERIE | *SERIES*: SUELO_R; _R Pro; _RJ Pro;_RX; _RX Pro; _RXJ Pro; 316_R

BRAND: i-LèD H.52-63 (SUELO316_R) 68, 66 ,131, 114, 154, 207, 171, 122 [mm]

F G H I **7.L**

SVITARE DI POCO IL GRANO
NON RIMUOVERLO
UNTIGHTEN THE SET SCREW
DO NOT REMOVE

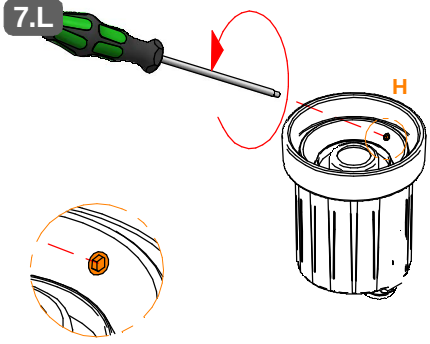

DETTAGLIO H
DETAIL H

F G H I **8.L**

INSERIRE UN CACCIAVITE NEL FORO PER BASCULARE
FIT A SCREWDRIVER IN THE HOLE TO TILT

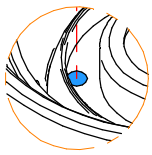

DETTAGLIO I
DETAIL I

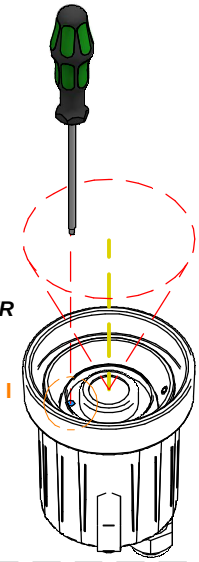

F G H I **9.L**

RIAVVITARE COMLETAMENTE
IL GRANO
TIGHTEN THE SET SCREW

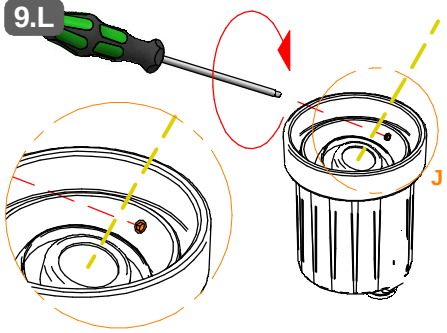

DETTAGLIO J
DETAIL J

F G **1.M**

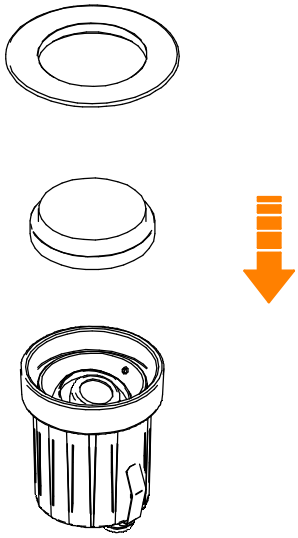

F G **2.M**



CHIUDERE CON FORZA OD IL GRADO IP NON SARA' MANTENUTO

TIGHTEN FIRMLY OR THE IP DEEGRE WILL NOT BE RESTORED

H I **3.M**

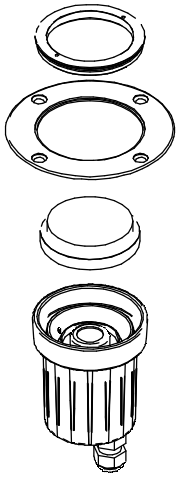

H I **4.M**



CHIUDERE CON FORZA OD IL GRADO IP NON SARA' MANTENUTO

TIGHTEN FIRMLY OR THE IP DEEGRE WILL NOT BE RESTORED

D E F G H I

MENTRE SI AVVITA O SVITA LA FLANGIA
CONTINUARE A TENERLA PREMUTA
CONTRO IL CORPO PER NON IMBOCCARE IN MODO SCORRETTO LA FILETTATURA

WHILE SCREWING OR UNSCREWING THE FLANGE, KEEP IT PRESSED AGAINST THE HOUSING TO PREVENT MISALIGNING AND CROSS-THREADING THE THREADS

F G H I **5.M**

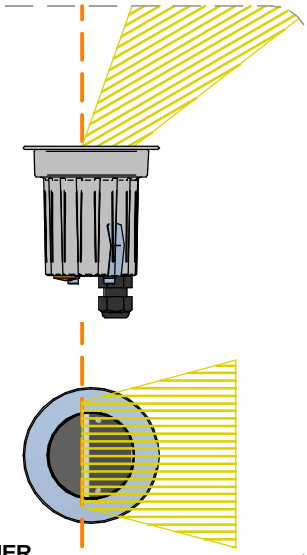

WALL-WASHER

SERIE | *SERIES*: SUELO_R; _R Pro; _RJ Pro;_RX; _RX Pro; _RXJ Pro; 316_R

BRAND: i-LèD **H.52-63 (SUELO316_R) 68, 66 ,131, 114, 154, 207, 171, 122 [mm]**

MARRONE / BROWN = LINEA / *LINE*
AZZURRO / LIGHT BLUE = NEUTRO / *NEUTRAL*
GIALLO-VERDE / YELLOW-GREEN = TERRA / EARTH CPC | PE

CABLAGGIO / *WIRING*

1

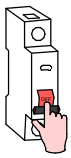

TUTTE LE OPERAZIONI DI COLLEGAMENTO ALLA RETE ELETTRICA DEVONO ESSERE CONDOTTE IN MANCANZA DI TENSIONE

ALL THE WIRING OPERATION MUST BE PERFORMED WITH MCB IN OFF POSITION

2



SE IL PRODOTTO E' DEFINITO IN CLASSE 1, IL CONDUTTORE DI MESSA A TERRA DI PROTEZIONE DEVE ESSERE SEMPRE COLLEGATO

IF THE FITTING IS CLASS 1 RATED, THE CPC | EARTH | PE CONDUCTOR MUST BE CONNECTED

3

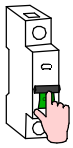

SE L'IMPIANTO E' STATO COMPLETATO ED E' IN SICUREZZA, PUO' ESSERE ALIMENTATO

WHEN THE CIRCUIT IS COMPLETED AND SAFE, MCB CAN BE SET IN ON POSITION



SE IL PRODOTTO E' DEFINITO IN CLASSE 3, IL CIRCUITO SECONDARIO A BASSA TENSIONE DEVE ESSERE COLLEGATO ALL'ALIMENTATORE PRIMA CHE QUESTO SIA SOTTO TENSIONE

IF THE FITTING IS CLASS 3 RATED, THE LOW VOLTAGE CIRCUIT MUST BE WIRED BEFORE THE POWER SUPPLY IS POWERED ON

SE IL CARICO VENISSE COLLEGATO AD ALIMENTATORE SOTTO TENSIONE, I PRODOTTI POTREBBERO DANNEGGIARSI, SUBENDO UN DANNO DA SOVRATENSIONE

IF THE LOAD IS WIRED TO AN ALREADY ON POWER SUPPLY, THE FITTINGS COULD BE DAMAGED BY VOLTAGE SURGE

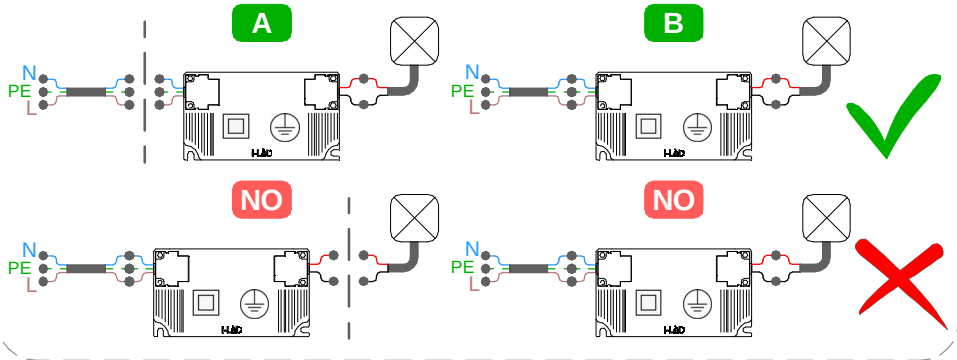



SI PREGA SEGUIRE LE BUONE PRATICHE DI DIMENSIONAMENTO E SEZIONAMENTO DELL'IMPIANTO ELETTRICO, TENENDO PRESENTE: LE CARATTERISTICHE DELL' INTERRUTTORE DIFFERENZIALE ED IL NUMERO DI ARTICOLI COLLEGATI ALLA LINEA ELETTRICA; QUESTO PER AGEVOLARE L'IDENFICAZIONE DI EVENTUALI ANOMALIE SULLA LINEA ELETTRICA

PLEASE FOLLOW THE BEST PRACTICES IN ELECTRICAL SYSTEM DESIGN, PAING ATTENTION TO THE RCCB SWITCH CHARACTERISTICSAND THE NUMBER OF FITTINGS CONNECTED TO THE ELETRICAL LINE; THIS HELPS TO INDETIFY POSSIBLE ANOMALIES ON THE ELETRICAL LINE

AC

CORRENTE ALTERNATA
MAX. DISTANZA TRA DRIVER ED ULTIMO PRODOTTO | SEZIONE CAVO
ALTERNATE CURRENT
DRIVER TO LAST LIGHT FITTING MAX DISTANCE | WIRE SECTION

SEZIONE *SECTION* [mm2]	1	1,5	2,5
LUNGHEZZA *LENGHT* [m]	50	75	130

* Distanza massima dal driver all'ultimo articolo della linea a massimo carico.
Per lunghezze massime dei cavi effettive,fare riferimento a support@linealight.com
* *Maximum distance between LED driver and last device at full load.*
For effective maximum cable lengths,please refer to support@linealight.com

CC

CORRENTE COSTANTE
MAX. LUNGHEZZA INTERO ANELLO CIRCUITO | SEZIONE CAVO
CONSTANT CURRENT
LIGHT FITTING MAX LENGHT CIRCUIT LOOP | WIRE SECTION

SEZIONE *SECTION* [mm2]	0,5	0,75	1	1,5	2,5
LUNGHEZZA *LENGHT* [m]	20	30	40	50	100

* Distanza massima dal driver all'ultimo articolo della linea a massimo carico.
Per lunghezze massime dei cavi effettive,fare riferimento a support@linealight.com
* *Maximum distance between LED driver and last device at full load.*
For effective maximum cable lengths,please refer to support@linealight.com

CV

TENSIONE COSTANTE
MAX. DISTANZA TRA DRIVER ED ULTIMO PRODOTTO | SEZIONE CAVO
CONSTANT VOLTAGE
DRIVER TO LAST LIGHT FITTING MAX DISTANCE | WIRE SECTION

SEZIONE *SECTION* [mm2]	0,5	0,75	1	1,5	2,5
LUNGHEZZA *LENGHT* [m]	15	25	30	50	80

* Distanza massima dal driver all'ultimo articolo della linea a massimo carico.
Per lunghezze massime dei cavi effettive,fare riferimento a support@linealight.com
* *Maximum distance between LED driver and last device at full load.*
For effective maximum cable lengths,please refer to support@linealight.com

TIPO DI CONNESSIONE
TYPE OF CONNECTION

X: Se il cavo flessibile esterno di questo apparecchio è danneggiato, deve essere sostituito da un cavo speciale, disponibile esclusivamente presso il fabbricante, o il suo servizio di assistenza.
X: If the external flexible cable of this appliance is dameged, it must be replaced with a special cable, which is only avaible from the manufacturer or its service department.

Y: Se il cavo flessibile esterno di questo apparecchio è danneggiato, deve essere sostituito esclusivamente dal fabbricante, dal suo servizio di assistenza o da personale qualificato equivalente, al fine di evitare pericoli.
Y: If the external flexible cable of this appliance is dameged, it must only be replaced by the manufacturer, its service department or equivalent qualified personell in order to avoid danger.

Z: Il cavo flessibile esterno di questo apparecchio non può essere sostituito; se il cavo è danneggiato l'apparecchio deve essere distrutto.
Z: The external flexible cable fo this appliance cannot be replaced; if the cable is dameged, the appliance must be destroyed.



Per ridurre il rischio di strangolamento, il cavo flessibile collegato all'aparecchio deve essere efficacemente fissato alla parete, se si trova all'interno del volume di accessibilità.
To reduce the risk of strangulation, the flexible cable connected to the device must be securely fixed to the wall if it is located within the accessible area.

ASSICURARSI CHE LA CONTROCASSA OD IL PRODOTTO SIANO POSIZIONATI SU UNA SUPEFICE PIANA
MAKE SURE THE OUTER CASING OR THE LIGHT FITTING ARE PLACED ON A FLAT SURFACE

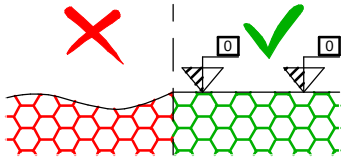

SERIE | *SERIES*: SUELO_R; _R Pro; _RJ Pro;_RX; _RX Pro; _RXJ Pro; 316_R

BRAND: i-LèD H.52-63 (SUELO316_R) 68, 66 ,131, 114, 154, 207, 171, 122 [mm]

CABLAGGIO IN SERIE | CORRENTE COSTANTE
SERIES WIRING | CONSTANT CURRENT

CC

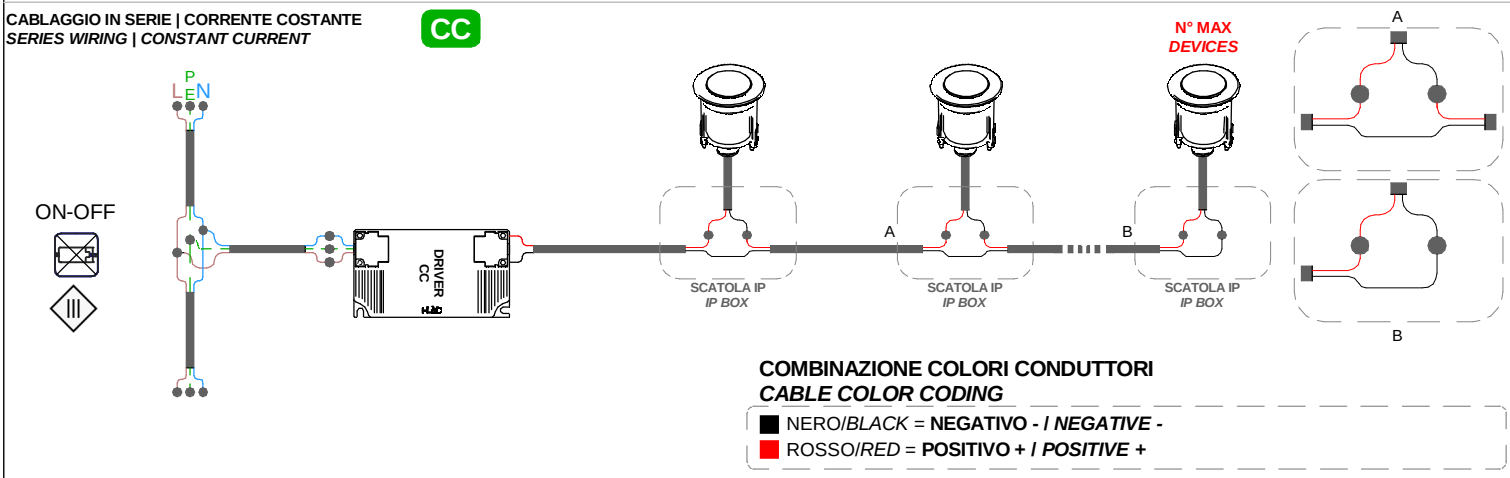

COMBINAZIONE COLORI CONDUTTORI
CABLE COLOR CODING

- NERO/*BLACK* = **NEGATIVO - / *NEGATIVE* -**
- ROSSO/*RED* = **POSITIVO + / *POSITIVE* +**

CABLAGGIO IN SERIE | CORRENTE COSTANTE
SERIES WIRING | CONSTANT CURRENT

CC

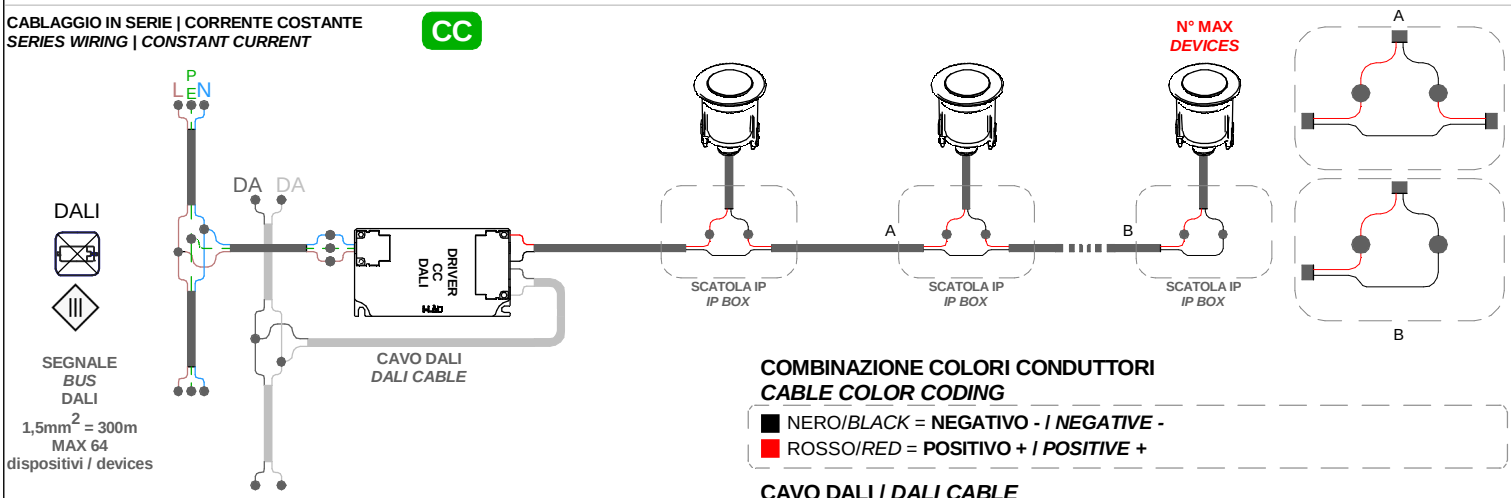

COMBINAZIONE COLORI CONDUTTORI
CABLE COLOR CODING

- NERO/*BLACK* = **NEGATIVO - / *NEGATIVE* -**
- ROSSO/*RED* = **POSITIVO + / *POSITIVE* +**

CAVO DALI / *DALI CABLE*

DALI

- NERO / *BLACK* = **DALI 1**
- BIANCO / *WHITE* = **DALI 2**

CABLAGGIO IN SERIE | CORRENTE COSTANTE
SERIES WIRING | CONSTANT CURRENT

CC

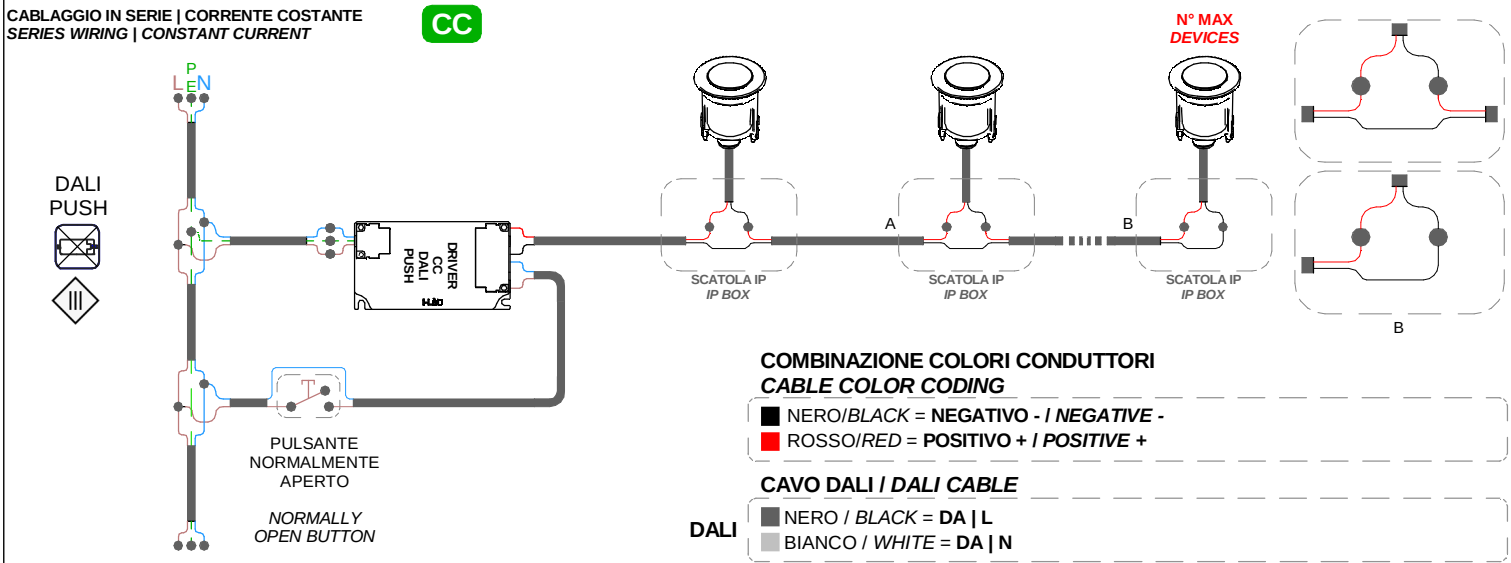

COMBINAZIONE COLORI CONDUTTORI
CABLE COLOR CODING

- NERO/*BLACK* = **NEGATIVO - / *NEGATIVE* -**
- ROSSO/*RED* = **POSITIVO + / *POSITIVE* +**

CAVO DALI / *DALI CABLE*

DALI

- NERO / *BLACK* = **DA | L**
- BIANCO / *WHITE* = **DA | N**

SERIE | *SERIES*: SUELO_R; _R Pro; _RJ Pro;_RX; _RX Pro; _RXJ Pro; 316_R

BRAND: i-LèD **H.52-63 (SUELO316_R) 68, 66 ,131, 114, 154, 207, 171, 122 [mm]**

N° MAX ***DEVICES***

N° DI PRODOTTI PER ALIMENTATORE ***N° OF LIGHT FITTINGS PER DRIVER***

CC

	ON OFF											DALI	DALI 2 PUSH				
CODICE *CODE*	89420	C-E200007	C-E200008	99185	99186	99342	89419	89421	C-E200006	C-E100046	C-E100033	C-E100047	C-E200002	C-E200003	C-E200004	C-E200005	C-E100034
76207		1-2		3-6										2-4			
76208		1-2		3-6										2-4			
76209		1-2		3-6										2-4			
76215		1-2		3-6										2-4			
76216		1-2		3-6										2-4			
76217		1-2		3-6										2-4			
76221		1-2		3-6										2-4			
76222		1-2		3-6										2-4			
76701						1										1	
76702						1										1	
76705						1										1	
76706						1										1	
76709						1										1	
76710						1										1	
76713						1										1	
76714						1										1	
80432							1-2	3-6	6-12						3-12		
80546			1		2-3								2-3				
80547			1		2-3								2-3				
80548			1		2-3								2-3				
80549			1		2-3								2-3				
80556			1		2-3								2-3				
80558			1		2-3								2-3				
80559			1		2-3								2-3				
80560			1		2-3								2-3				
80561			1		2-3								2-3				
80562			1		2-3								2-3				
80563			1		2-3								2-3				
80576			1		2-3								2-3				
80577			1		2-3								2-3				
93114	1-2		3-6		6-12					1-6	4-12	1-3	6-12				4-12
C00074	1-2		3-6		6-12								6-12				
C00075	1-2		3-6		6-12								6-12				
C00113	1-2		3-6		6-12								6-12				
C01050	1-2		3-6		6-12					1-6	4-12	1-3	6-12				4-12
C01051	1-2		3-6		6-12					1-6	4-12	1-3	6-12				4-12
C01135	1-2		3-6		6-12					1-6	4-12	1-3	6-12				4-12
C01709						1										1	
C01713						1										1	
C01714						1										1	
C01737						1										1	
C01739						1										1	
C01740						1										1	

CABLAGGIO IN PARALLELO | TENSIONE COSTANTE
PARALLEL WIRING | CONSTANT VOLTAGE

CV

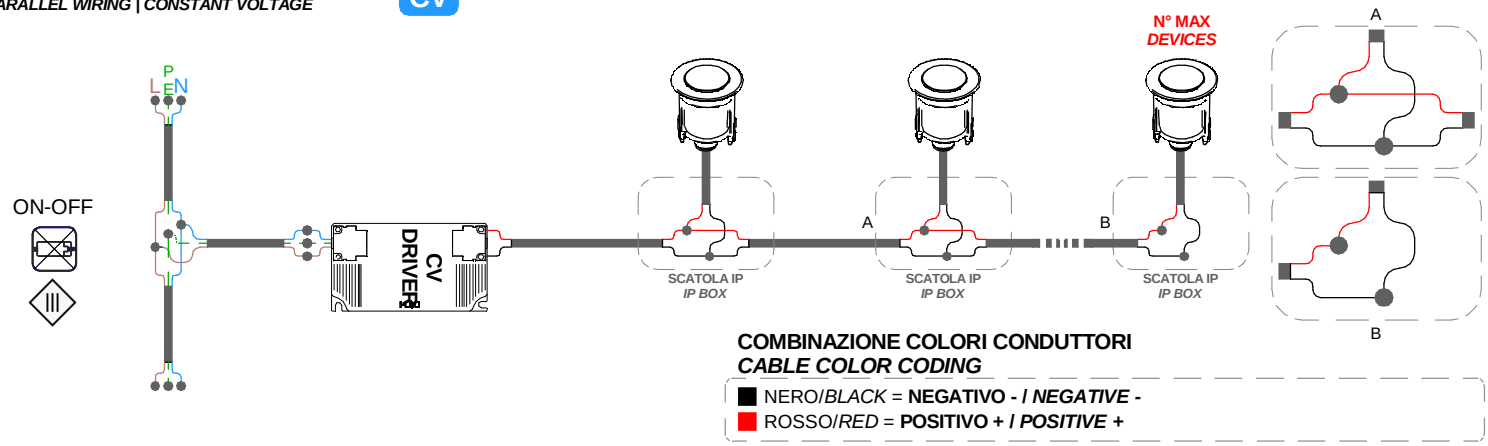

COMBINAZIONE COLORI CONDUTTORI
CABLE COLOR CODING

- NERO/*BLACK* = **NEGATIVO -** */ NEGATIVE -*
- ROSSO/*RED* = **POSITIVO +** */ POSITIVE +*

SERIE | *SERIES*: SUELO_R; _R Pro; _RJ Pro;_RX; _RX Pro; _RXJ Pro; 316_R

BRAND: i-LèD **H.52-63 (SUELO316_R) 68, 66 ,131, 114, 154, 207, 171, 122 [mm]**

CABLAGGIO IN PARALLELO | TENSIONE COSTANTE CV
PARALLEL WIRING | CONSTANT VOLTAGE

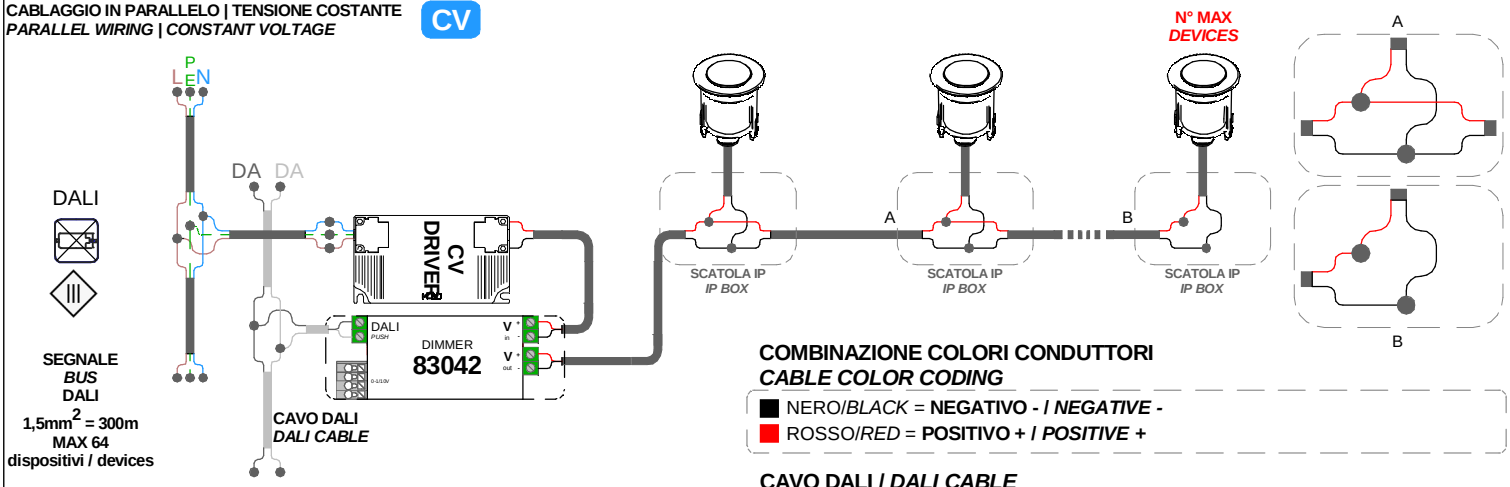

COMBINAZIONE COLORI CONDUTTORI
CABLE COLOR CODING

- NERO/*BLACK* = **NEGATIVO - / *NEGATIVE* -**
- ROSSO/*RED* = **POSITIVO + / *POSITIVE* +**

CAVO DALI / *DALI CABLE*

DALI
- NERO / *BLACK* = **DALI 1**
- BIANCO / *WHITE* = **DALI 2**

N° MAX *DEVICES* — **N° DI PRODOTTI PER ALIMENTATORE** *N° OF LIGHT FITTINGS PER DRIVER* — CV

CODICE *CODE*	ON OFF				DALI 2 | PUSH | 0/1-10V	
	89488	89179	89359	99331	83042 + 99331 24V 150W	83042 + 99786 24V 240W
76210	1-2	1-4	1-9		1-21	1-33
76211	1-2	1-4	1-9		1-21	1-33
76212	1-2	1-4	1-9		1-21	1-33
76218	1-2	1-4	1-9		1-21	1-33
76219	1-2	1-4	1-9		1-21	1-33
76220	1-2	1-4	1-9		1-21	1-33
76223	1-2	1-4	1-9		1-21	1-33
76224	1-2	1-4	1-9		1-21	1-33
76703		1-2	1-5	1-15	1-11	1-18
76704		1-2	1-5	1-15	1-11	1-18
76707		1-2	1-5	1-15	1-11	1-18
76708		1-2	1-5	1-15	1-11	1-18
76711		1-2	1-5	1-15	1-11	1-18
76712		1-2	1-5	1-15	1-11	1-18
76715		1-2	1-5	1-15	1-11	1-18
76716		1-2	1-5	1-15	1-11	1-18
80437	1-4	1-7	1-14		1-35	1-56
80438	1-4	1-7	1-14		1-35	1-56
80441	1-4	1-7	1-14		1-35	1-56
80442	1-4	1-7	1-14		1-35	1-56
80550		1-2	1-5	1-15	1-11	1-18

N° MAX *DEVICES* — **N° DI PRODOTTI PER ALIMENTATORE** *N° OF LIGHT FITTINGS PER DRIVER* — CV

CODICE *CODE*	ON OFF				DALI 2 | PUSH | 0/1-10V	
	89488	89179	89359	99331	83042 + 99331 24V 150W	83042 + 99786 24V 240W
80551		1-2	1-5	1-15	1-11	1-18
80552		1-2	1-5	1-15	1-11	1-18
80553		1-2	1-5	1-15	1-11	1-18
80564		1-2	1-5	1-15	1-11	1-18
80565		1-2	1-5	1-15	1-11	1-18
80566		1-2	1-5	1-15	1-11	1-18
80567		1-2	1-5	1-15	1-11	1-18
80568		1-2	1-5	1-15	1-11	1-18
80569		1-2	1-5	1-15	1-11	1-18
80578		1-2	1-5	1-15	1-11	1-18
80579		1-2	1-5	1-15	1-11	1-18
82531	1-4	1-7	1-14		1-35	1-56
82532	1-4	1-7	1-14		1-35	1-56
82540	1-4	1-7	1-14		1-35	1-56
82541	1-4	1-7	1-14		1-35	1-56
C00103	1-4	1-7	1-14		1-35	1-56
C00112	1-4	1-7	1-14		1-35	1-56
C00114	1-4	1-7	1-14		1-35	1-56
C01710		1-2	1-4	1-15	1-11	1-18
C01712		1-2	1-4	1-15	1-11	1-18
C01743		1-2	1-4	1-15	1-11	1-18
C01744		1-2	1-4	1-15	1-11	1-18

CABLAGGIO IN PARALLELO | *PARALLEL WIRING*
TENSIONE DI RETE | *MAINS VOLTAGE* AC

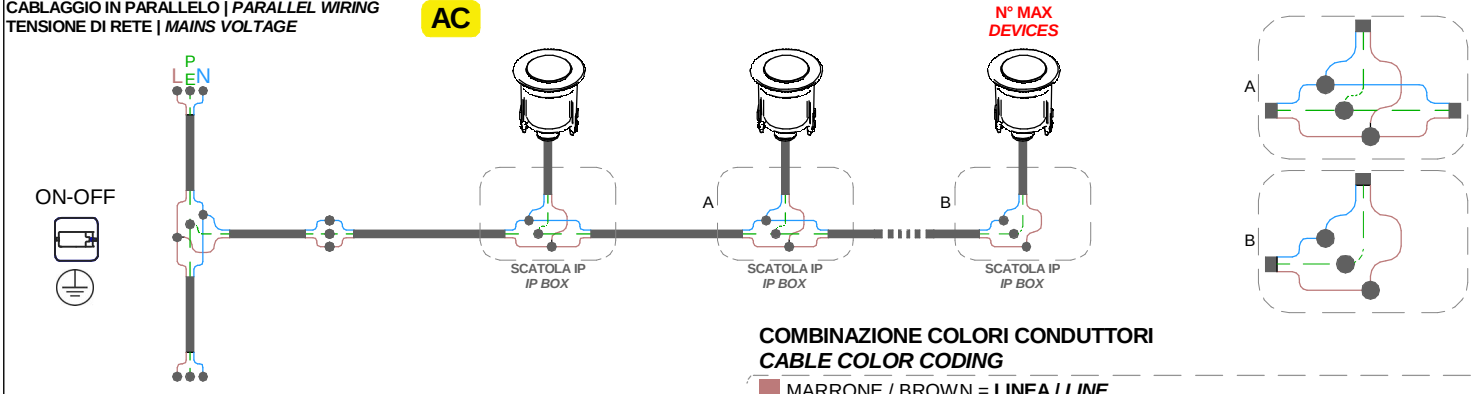

COMBINAZIONE COLORI CONDUTTORI
CABLE COLOR CODING

- MARRONE / BROWN = **LINEA / *LINE***
- AZZURRO / LIGHT BLUE = **NEUTRO / *NEUTRAL***
- GIALLO-VERDE / YELLOW-GREEN = **TERRA / EARTH CPC | PE**

SERIE | *SERIES*: SUELO_R; _R Pro; _RJ Pro;_RX; _RX Pro; _RXJ Pro; 316_R

BRAND: i-LèD **H.52-63 (SUELO316_R) 68, 66 ,131, 114, 154, 207, 171, 122 [mm]**

CABLAGGIO IN PARALLELO | *PARALLEL WIRING*
TENSIONE DI RETE | *MAINS VOLTAGE*

AC

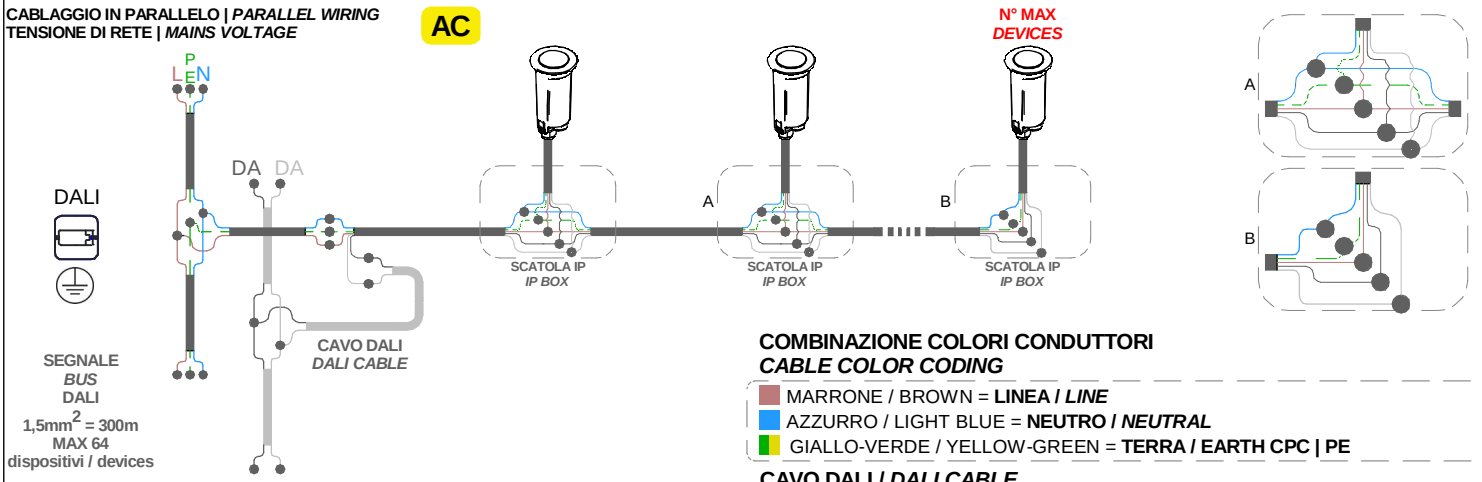

COMBINAZIONE COLORI CONDUTTORI
CABLE COLOR CODING

- MARRONE / BROWN = **LINEA / *LINE***
- AZZURRO / LIGHT BLUE = **NEUTRO / *NEUTRAL***
- GIALLO-VERDE / YELLOW-GREEN = **TERRA / EARTH CPC | PE**

CAVO DALI / *DALI CABLE*

DALI
- GRIGIO/ *GREY* = **DALI 1**
- GRIGIO CHIARO / *LIGHT GREY* = **DALI 2**

CABLAGGIO IN PARALLELO | *PARALLEL WIRING*
TENSIONE DI RETE | *MAINS VOLTAGE*

AC

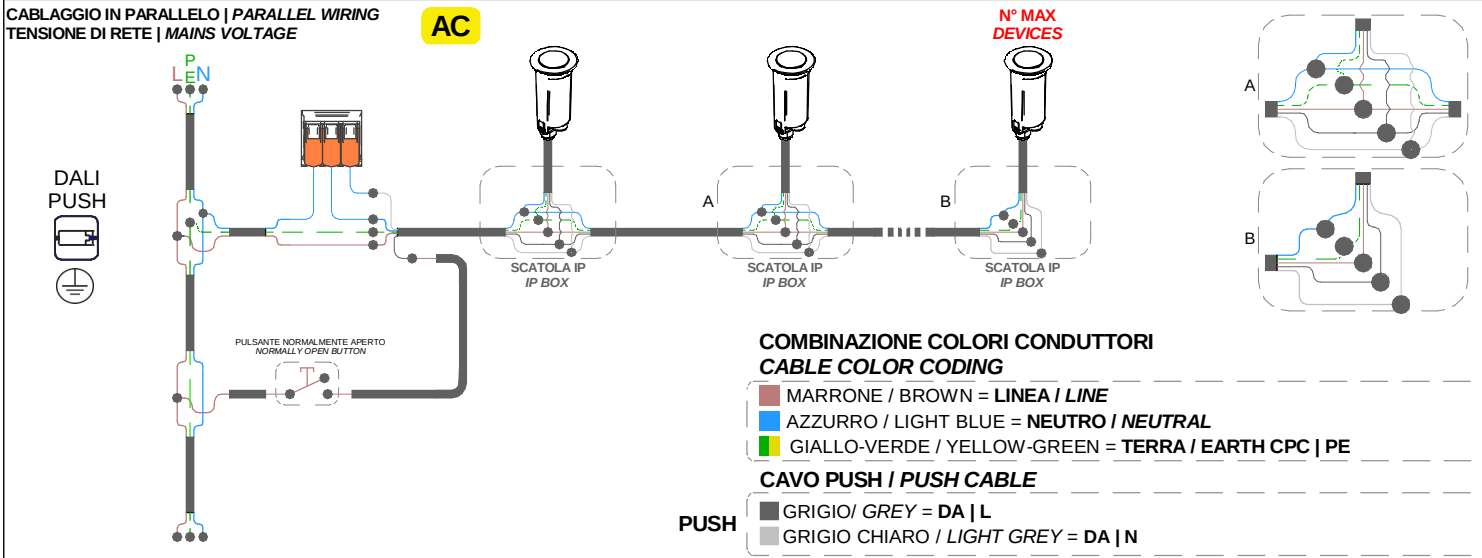

COMBINAZIONE COLORI CONDUTTORI
CABLE COLOR CODING

- MARRONE / BROWN = **LINEA / *LINE***
- AZZURRO / LIGHT BLUE = **NEUTRO / *NEUTRAL***
- GIALLO-VERDE / YELLOW-GREEN = **TERRA / EARTH CPC | PE**

CAVO PUSH / *PUSH CABLE*

PUSH
- GRIGIO/ *GREY* = **DA | L**
- GRIGIO CHIARO / *LIGHT GREY* = **DA | N**

N° MAX *DEVICES* **N° DI PRODOTTI PER MAGNETORTERMICO** **MCB**

N° OF LIGHT FITTINGS PER MCB

CODICE *CODE*	B10	B16	B20	C10	C16	C20
76203	17	28	37	29	49	60
76204	17	28	37	29	49	60
76205	17	28	37	29	49	60
76206	17	28	37	29	49	60
76213	40	64	80	64	102	128
76214	40	64	80	64	102	128
76225	40	64	80	64	102	128
76717	17	28	37	29	49	60
76718	17	28	37	29	49	60
76719	17	28	37	29	49	60
76720	17	28	37	29	49	60
76721	17	28	37	29	49	60
76722	17	28	37	29	49	60
76723	17	28	37	29	49	60
76724	17	28	37	29	49	60
80554	17	28	37	29	49	60
80555	17	28	37	29	49	60
80557	17	28	37	29	49	60
80570	17	28	37	29	49	60
80571	17	28	37	29	49	60
80573	17	28	37	29	49	60

N° MAX *DEVICES* **N° DI PRODOTTI PER MAGNETORTERMICO** **MCB**

N° OF LIGHT FITTINGS PER MCB

CODICE *CODE*	B10	B16	B20	C10	C16	C20
80574	17	28	37	29	49	60
80580	17	28	37	29	49	60
80581	17	28	37	29	49	60
80612	9	16	20	16	27	33
80616	22	36	44	37	59	74
81110	9	16	20	16	27	33
81734	22	36	44	37	59	74
82266	64	88	110	91	147	184
82267	64	88	110	91	147	184
82268	64	88	110	91	147	184
82269	64	88	110	91	147	184
82535	64	88	110	91	147	184
82536	64	88	110	91	147	184
82542	64	88	110	91	147	184
82543	64	88	110	91	147	184
82545	64	88	110	91	147	184
82547	9	16	20	16	27	33
C00083	18	30	37	31	50	62
C00115	18	30	37	31	50	62
C00116	18	30	37	31	50	62
C01711	17	28	37	29	49	60
C01738	17	28	37	29	49	60

SERIE | *SERIES*: SUELO_R; _R Pro; _RJ Pro;_RX; _RX Pro; _RXJ Pro; 316_R

BRAND: i-LèD **H.52-63 (SUELO316_R) 68, 66 ,131, 114, 154, 207, 171, 122 [mm]**

RGBW
CENTRALINA SMART
SMART CONTROLLER
CABLAGGIO IN SERIE | CORRENTE COSTANTE
SERIES WIRING | CONSTANT CURRENT

CC

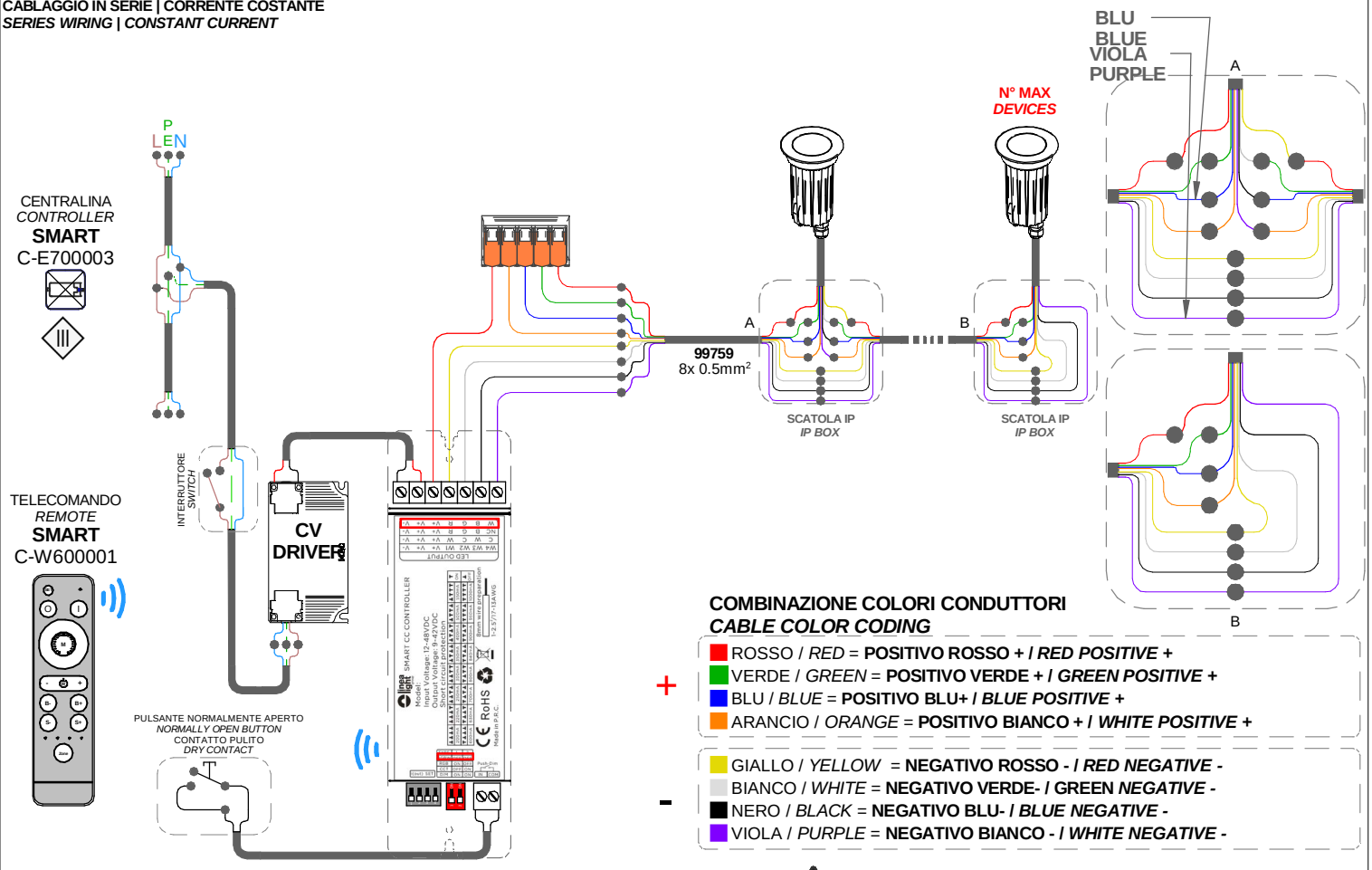

COMBINAZIONE COLORI CONDUTTORI
CABLE COLOR CODING

\+
- ROSSO / *RED* = **POSITIVO ROSSO + / *RED POSITIVE +***
- VERDE / *GREEN* = **POSITIVO VERDE + / *GREEN POSITIVE +***
- BLU / *BLUE* = **POSITIVO BLU+ / *BLUE POSITIVE +***
- ARANCIO / *ORANGE* = **POSITIVO BIANCO + / *WHITE POSITIVE +***

\-
- GIALLO / *YELLOW* = **NEGATIVO ROSSO - / *RED NEGATIVE -***
- BIANCO / *WHITE* = **NEGATIVO VERDE- / GREEN *NEGATIVE -***
- NERO / *BLACK* = **NEGATIVO BLU- / *BLUE NEGATIVE -***
- VIOLA / *PURPLE* = **NEGATIVO BIANCO - / *WHITE NEGATIVE -***

PER ARTICOLI RGB | *FOR RGB FITTINGS*
COMBINAZIONE COLORE
ARANCIO | ORANGE
VIOLA | PURPLE
NON PRESENTE
NOT AVAILABLE

DRIVER TENSIONE COSTANTE
CV | *CONSTANT VOLTAGE*
DRIVER CV [V]

CODICE CODE	TENSIONE *VOLTAGE* [V]	POWER [W]
83010	12V	60
83013		120
99371	24V	50
84700		75
99374		
99331		150
99786		240
99784	48V	150
99785		240

N° MAX *DEVICES*

N° DI PRODOTTI COLLEGAMENTO IN SERIE
N° OF LIGHT SERIES WIRING

CODICE CODE	DIMMING	CONTROLLER	POWER DC [W]	POWER SUPPLY CV [V] 12V	24V	48V
94151	SMART RF	C-E700003	2,1	3	4-6	7-15
	DALI DT8	C-E500007	0,7	1-3	1-7	1-15
	DMX	83187	2,1	1-3	2-7	4-15
		C-E500011	2,1	-	2-7	3-15
C01789	SMART RF	C-E700003	2,1	3	4-6	7-15
	DALI DT8	C-E500007	0,7	1-3	1-7	1-15
	DMX	83187	2,1	1-3	2-7	4-15
		C-E500011	2,1	-	2-7	3-15
81717 81718	SMART RF	C-E700003	8	-	4-6	7-14
	DALI DT8	C-E500010	2	1-3	1-7	1-15
	DMX	83187	8	1-3	2-7	4-15
		C-E500011	8	-	3-6	6-12

SERIE | *SERIES*: SUELO_R; _R Pro; _RJ Pro;_RX; _RX Pro; _RXJ Pro; 316_R

BRAND: i-LED H.52-63 (SUELO316_R) 68, 66 ,131, 114, 154, 207, 171, 122 [mm]

RGBW
CENTRALINA DALI 2 DT8
DALI 2 DT8 CONTROLLER
CABLAGGIO IN
SERIE | CORRENTE
COSTANTE
SERIES WIRING |
CONSTANT
CURRENT

CC

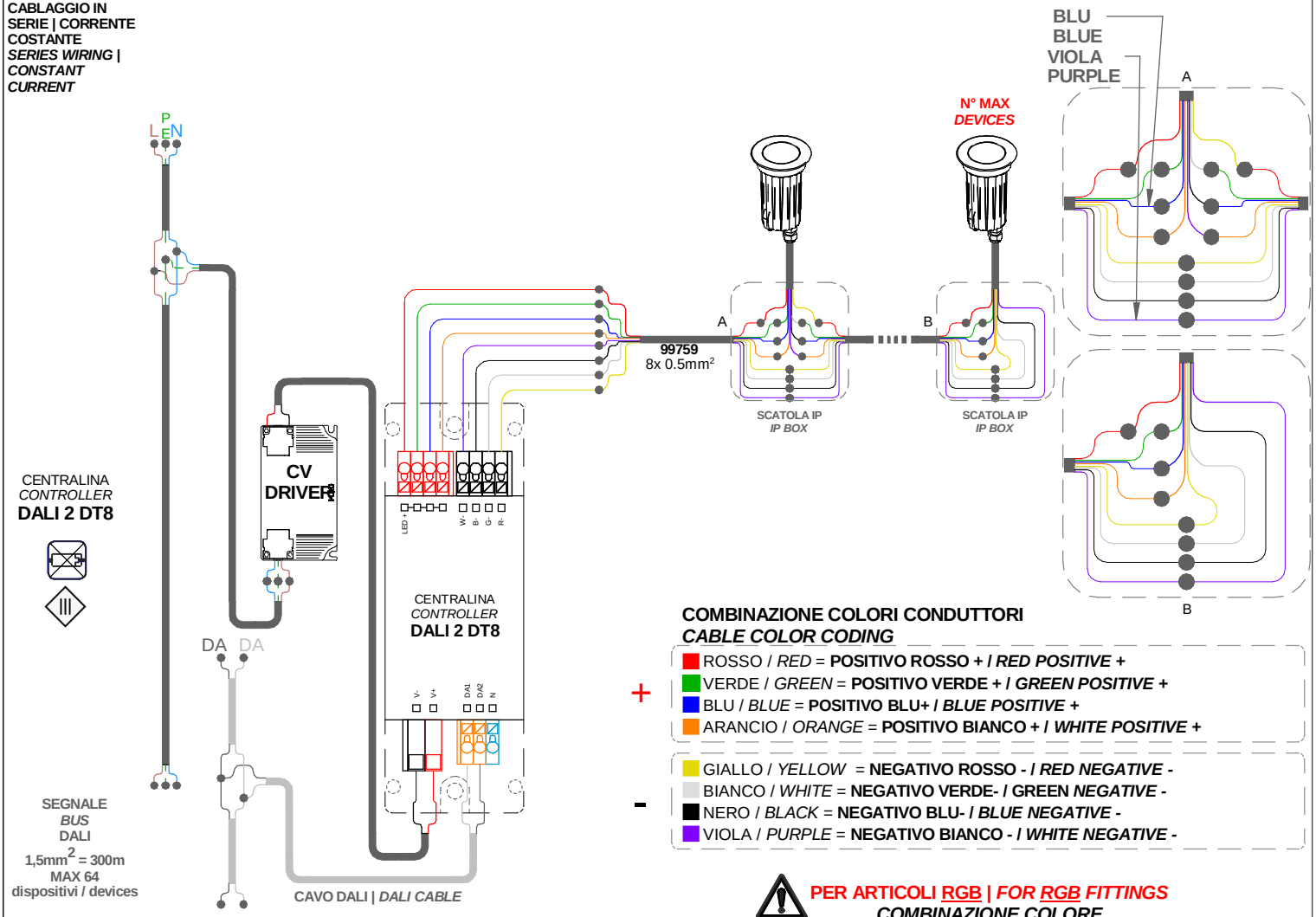

COMBINAZIONE COLORI CONDUTTORI
CABLE COLOR CODING

\+
- ROSSO / *RED* = **POSITIVO ROSSO + / *RED POSITIVE +***
- VERDE / *GREEN* = **POSITIVO VERDE + / *GREEN POSITIVE +***
- BLU / *BLUE* = **POSITIVO BLU+ / *BLUE POSITIVE +***
- ARANCIO / *ORANGE* = **POSITIVO BIANCO + / *WHITE POSITIVE +***

\-
- GIALLO / *YELLOW* = **NEGATIVO ROSSO - / *RED NEGATIVE -***
- BIANCO / *WHITE* = **NEGATIVO VERDE- / GREEN *NEGATIVE -***
- NERO / *BLACK* = **NEGATIVO BLU- / *BLUE NEGATIVE -***
- VIOLA / *PURPLE* = **NEGATIVO BIANCO - / *WHITE NEGATIVE -***

PER ARTICOLI RGB | *FOR RGB FITTINGS*
COMBINAZIONE COLORE
ARANCIO | ORANGE
VIOLA | PURPLE
NON PRESENTE
NOT AVAILABLE

DRIVER TENSIONE COSTANTE
CV | *CONSTANT VOLTAGE*
DRIVER CV [V]

CODICE CODE	TENSIONE *VOLTAGE* [V]	POWER [W]
83010	12V	60
83013		120
99371	24V	50
84700		75
99374		
99331		150
99786		240
99784	48V	150
99785		240

N° MAX *DEVICES*

N° DI PRODOTTI COLLEGAMENTO IN SERIE
N° OF LIGHT SERIES WIRING

CODICE CODE	DIMMING	CONTROLLER	POWER DC [W]	POWER SUPPLY CV [V] 12V	24V	48V
94151	SMART RF	C-E700003	2,1	3	4-6	7-15
	DALI DT8	C-E500007	0,7	1-3	1-7	1-15
	DMX	83187	2,1	1-3	2-7	4-15
		C-E500011	2,1	-	2-7	3-15
C01789	SMART RF	C-E700003	2,1	3	4-6	7-15
	DALI DT8	C-E500007	0,7	1-3	1-7	1-15
	DMX	83187	2,1	1-3	2-7	4-15
		C-E500011	2,1	-	2-7	3-15
81717 81718	SMART RF	C-E700003	8	-	4-6	7-14
	DALI DT8	C-E500010	2	1-3	1-7	1-15
	DMX	83187	8	1-3	2-7	4-15
		C-E500011	8	-	3-6	6-12

SERIE | *SERIES*: SUELO_R; _R Pro; _RJ Pro;_RX; _RX Pro; _RXJ Pro; 316_R

BRAND: i-LèD **H.52-63 (SUELO316_R) 68, 66 ,131, 114, 154, 207, 171, 122 [mm]**

RGBW
CENTRALINA DMX
DMX CONTROLLER

CC

CABLAGGIO IN SERIE | CORRENTE COSTANTE
SERIES WIRING | CONSTANT CURRENT

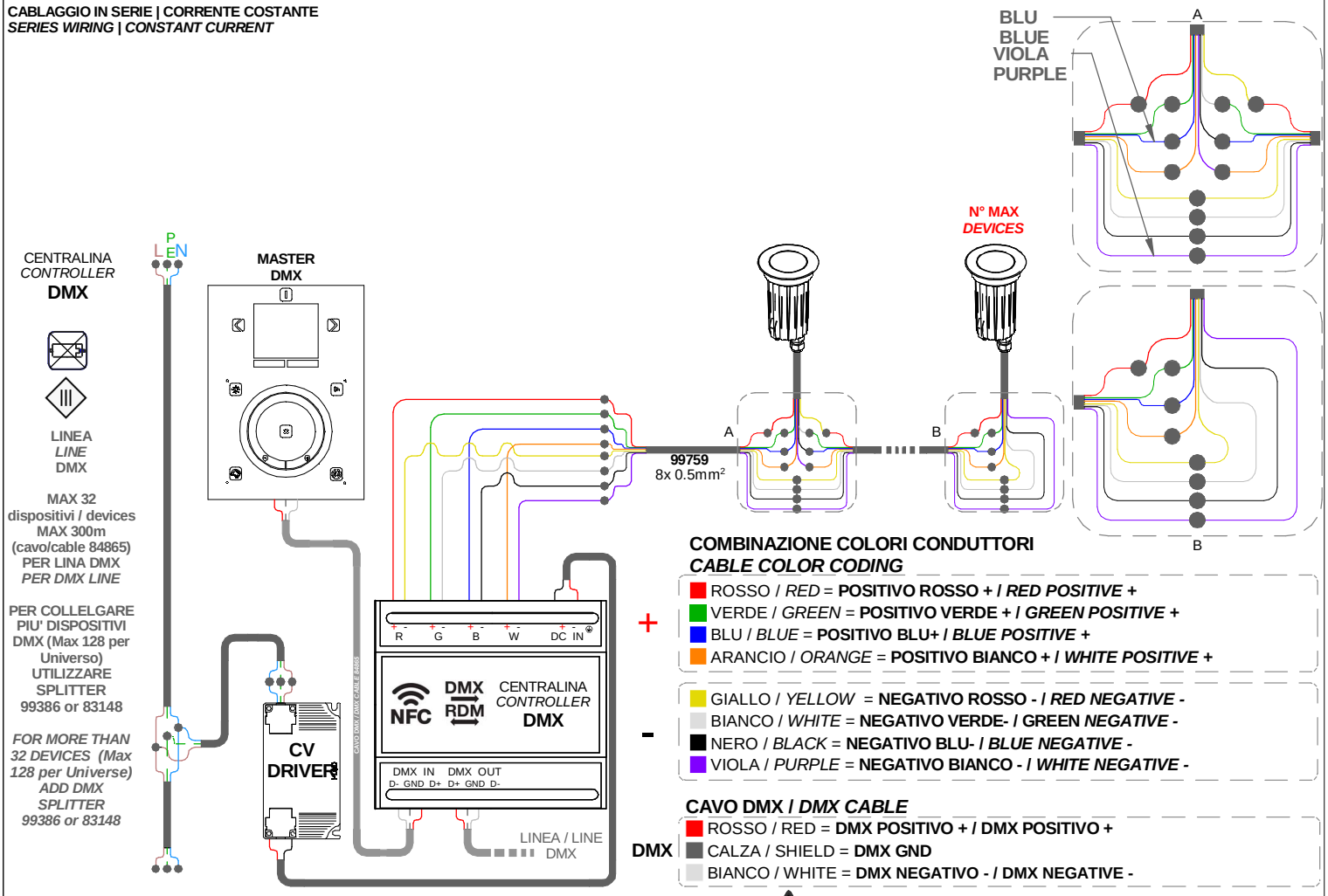

COMBINAZIONE COLORI CONDUTTORI
CABLE COLOR CODING

\+
- ROSSO / *RED* = **POSITIVO ROSSO + / *RED POSITIVE +***
- VERDE / *GREEN* = **POSITIVO VERDE + / *GREEN POSITIVE +***
- BLU / *BLUE* = **POSITIVO BLU+ / *BLUE POSITIVE +***
- ARANCIO / *ORANGE* = **POSITIVO BIANCO + / *WHITE POSITIVE +***

\-
- GIALLO / *YELLOW* = **NEGATIVO ROSSO - / *RED NEGATIVE -***
- BIANCO / *WHITE* = **NEGATIVO VERDE- / GREEN *NEGATIVE -***
- NERO / *BLACK* = **NEGATIVO BLU- / *BLUE NEGATIVE -***
- VIOLA / *PURPLE* = **NEGATIVO BIANCO - / *WHITE NEGATIVE -***

CAVO DMX / *DMX CABLE*

DMX
- ROSSO / RED = **DMX POSITIVO + / DMX POSITIVO +**
- CALZA / SHIELD = **DMX GND**
- BIANCO / WHITE = **DMX NEGATIVO - / DMX NEGATIVE -**

PER ARTICOLI RGB | *FOR RGB FITTINGS*
COMBINAZIONE COLORE
ARANCIO | ORANGE
VIOLA | PURPLE
NON PRESENTE
NOT AVAILABLE

DRIVER TENSIONE COSTANTE
CV | *CONSTANT VOLTAGE*
DRIVER CV [V]

CODICE CODE	TENSIONE *VOLTAGE* [V]	POWER [W]
83010	12V	60
83013		120
99371	24V	50
84700		75
99374		
99331		150
99786		240
99784	48V	150
99785		240

N° MAX *DEVICES*

N° DI PRODOTTI COLLEGAMENTO IN SERIE
N° OF LIGHT SERIES WIRING

CODICE CODE	DIMMING	CONTROLLER	POWER DC [W]	POWER SUPPLY CV [V] 12V	24V	48V
94151	SMART RF	C-E700003	2,1	3	4-6	7-15
	DALI DT8	C-E500007	0,7	1-3	1-7	1-15
	DMX	83187	2,1	1-3	2-7	4-15
		C-E500011	2,1	-	2-7	3-15
C01789	SMART RF	C-E700003	2,1	3	4-6	7-15
	DALI DT8	C-E500007	0,7	1-3	1-7	1-15
	DMX	83187	2,1	1-3	2-7	4-15
		C-E500011	2,1	-	2-7	3-15
81717 81718	SMART RF	C-E700003	8	-	4-6	7-14
	DALI DT8	C-E500010	2	1-3	1-7	1-15
	DMX	83187	8	1-3	2-7	4-15
		C-E500011	8	-	3-6	6-12

SERIE | *SERIES*: SUELO_R; _R Pro; _RJ Pro;_RX; _RX Pro; _RXJ Pro; 316_R

BRAND: i-LèD **H.52-63 (SUELO316_R) 68, 66 ,131, 114, 154, 207, 171, 122 [mm]**

RGBW
COMBINAZIONE COLORI ALTERNATIVA
ALTERNATIVE COLOR CODING
CABLAGGIO IN SERIE | CORRENTE COSTANTE
SERIES WIRING | CONSTANT CURRENT

CC

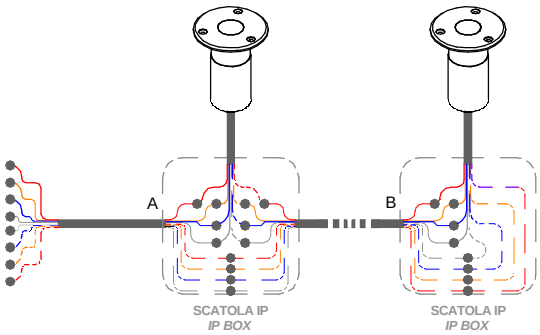

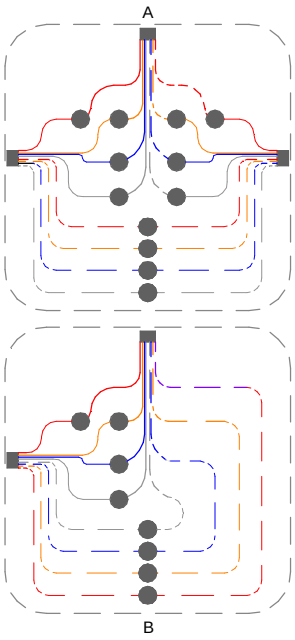

COMBINAZIONE COLI CONDUTTORI
CABLE COLOR CODING

\+
- ROSSO / *RED* = POSITIVO ROSSO + / *RED POSITIVE* +
- ARANCIO / *ORANGE* = POSITIVO VERDE + / *GREEN POSITIVE* +
- BLU / *BLUE* = POSITIVO BLU+ / *BLUE POSITIVE* +
- BIANCO / *WHITE* = POSITIVO BIANCO + / *WHITE POSITIVE* +

\-
- ROSSO-NERO / *RED-BLACK* = NEGATIVO ROSSO - / *RED NEGATIVE* -
- ARANCIO-NERO / *ORANGE-BLACK* = NEGATIVO VERDE- / GREEN *NEGATIVE* -
- BLU-NERO / *BLUE-BLACK* = NEGATIVO BLU- / *BLUE NEGATIVE* -
- BIANCO-NERO / *WHITE-BLACK* = NEGATIVO BIANCO - / *WHITE NEGATIVE* -

DRIVER TENSIONE COSTANTE
CV | *CONSTANT VOLTAGE*
DRIVER CV [V]

CODICE CODE	TENSIONE *VOLTAGE* [V]	POWER [W]
83010	12V	60
83013		120
99371	24V	50
84700		75
99374		
99331		150
99786		240
99784	48V	150
99785		240

N° MAX *DEVICES*

N° DI PRODOTTI COLLEGAMENTO IN SERIE
N° OF LIGHT SERIES WIRING

CODICE CODE	DIMMING	CONTROLLER	POWER DC [W]	POWER SUPPLY CV [V] 12V	24V	48V
94151	SMART RF	C-E700003	2,1	3	4-6	7-15
	DALI DT8	C-E500007	0,7	1-3	1-7	1-15
	DMX	83187	2,1	1-3	2-7	4-15
		C-E500011	2,1	-	2-7	3-15
C01789	SMART RF	C-E700003	2,1	3	4-6	7-15
	DALI DT8	C-E500007	0,7	1-3	1-7	1-15
	DMX	83187	2,1	1-3	2-7	4-15
		C-E500011	2,1	-	2-7	3-15
81717 81718	SMART RF	C-E700003	8	-	4-6	7-14
	DALI DT8	C-E500010	2	1-3	1-7	1-15
	DMX	83187	8	1-3	2-7	4-15
		C-E500011	8	-	3-6	6-12

SERIES: SUELO 22-25W | SUELO 45-48.2W

BRAND: i-LèD

IP67

SUELO 22-25W A

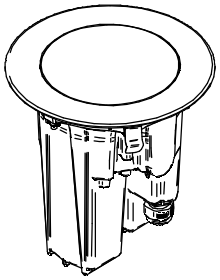

SUELO 48W B

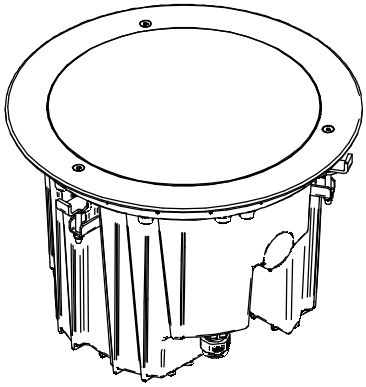

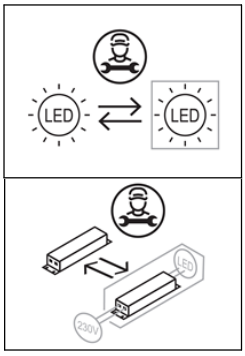

SPECIFICHE PRODOTTI - CODICI | *PRODUCTS SPECIFICATION - CODES*

CODE	Type	Dimm.	Input [V]	Dimensions [mm]	Power [W]	Voltage [V]	Current [mA]	Weight [Kg]	Walk Over	Drive Over [Kg]	Safety Class	IP	CRI	CCT [°K] - Energy Class			N° Light Source	Conn. Type	N° WD
														2700	3000	4000			
76116	Suelo_RX	ON OFF	220-240	189x185x185	22	-	-	3	Yes	5000	1	67	80	D	D	D	1	Y	1
76117	Suelo_RX	ON OFF	220-240	189x185x185	22	-	-	3	Yes	5000	1	67	80	D	D	D	1	Y	1
76118	Suelo_RX	ON OFF	220-240	189x185x185	22	-	-	3	Yes	5000	1	67	80	D	D	D	1	Y	1
76125	Suelo_RX	DALI	220-240	189x185x185	22	-	-	3	Yes	5000	1	67	80	D	D	D	1	Y	2
76126	Suelo_RX	DALI	220-240	189x185x185	22	-	-	3	Yes	5000	1	67	80	D	D	D	1	Y	2
76127	Suelo_RX	DALI	220-240	189x185x185	22	-	-	3	Yes	5000	1	67	80	D	D	D	1	Y	2
76134	Suelo_RXJ	ON OFF	220-240	189x185x185	22	-	-	3	Yes	5000	1	67	80	D	D	D	1	Y	1
76135	Suelo_RXJ	ON OFF	220-240	189x185x185	22	-	-	3	Yes	5000	1	67	80	D	D	D	1	Y	1
76140	Suelo_RXJ	DALI	220-240	189x185x185	22	-	-	3	Yes	5000	1	67	80	D	D	D	1	Y	2
76141	Suelo_RXJ	DALI	220-240	189x185x185	22	-	-	3	Yes	5000	1	67	80	D	D	D	1	Y	2
76146	Suelo_RXF	ON OFF	220-240	189x180x180	22	-	-	3	Yes	5000	1	67	80	D	D	D	1	Y	1
76147	Suelo_RXF	ON OFF	220-240	189x180x180	22	-	-	3	Yes	5000	1	67	80	D	D	D	1	Y	1
76148	Suelo_RXF	ON OFF	220-240	189x180x180	22	-	-	3	Yes	5000	1	67	80	D	D	D	1	Y	1
76155	Suelo_RXF	DALI	220-240	189x180x180	22	-	-	3	Yes	5000	1	67	80	D	D	D	1	Y	2
76156	Suelo_RXF	DALI	220-240	189x180x180	22	-	-	3	Yes	5000	1	67	80	D	D	D	1	Y	2
76157	Suelo_RXF	DALI	220-240	189x180x180	22	-	-	3	Yes	5000	1	67	80	D	D	D	1	Y	2
76164	Suelo_RXFJ	ON OFF	220-240	189x180x180	22	-	-	3	Yes	5000	1	67	80	D	D	D	1	Y	1
76165	Suelo_RXFJ	ON OFF	220-240	189x180x180	22	-	-	3	Yes	5000	1	67	80	D	D	D	1	Y	1
76170	Suelo_RXFJ	DALI	220-240	189x180x180	22	-	-	3	Yes	5000	1	67	80	D	D	D	1	Y	2
76171	Suelo_RXFJ	DALI	220-240	189x180x180	22	-	-	3	Yes	5000	1	67	80	D	D	D	1	Y	2
77111	Suelo_R	ON OFF	220-240	189x180x180	22	-	-	3	Yes	5000	1	67	80	D	D	D	1	Y	1
77112	Suelo_R	ON OFF	220-240	189x180x180	22	-	-	3	Yes	5000	1	67	80	D	D	D	1	Y	1
77113	Suelo_R	ON OFF	220-240	189x180x180	22	-	-	3	Yes	5000	1	67	80	D	D	D	1	Y	1
77120	Suelo_R	DALI	220-240	189x180x180	22	-	-	3	Yes	5000	1	67	80	D	D	D	1	Y	2
77121	Suelo_R	DALI	220-240	189x180x180	22	-	-	3	Yes	5000	1	67	80	D	D	D	1	Y	2
77122	Suelo_R	DALI	220-240	189x180x180	22	-	-	3	Yes	5000	1	67	80	D	D	D	1	Y	2
77129	Suelo_RJ	ON OFF	220-240	189x180x180	22	-	-	3	Yes	5000	1	67	80	D	D	D	1	Y	1
77130	Suelo_RJ	ON OFF	220-240	189x180x180	22	-	-	3	Yes	5000	1	67	80	D	D	D	1	Y	1
77135	Suelo_RJ	DALI	220-240	189x180x180	22	-	-	3	Yes	5000	1	67	80	D	D	D	1	Y	2
77136	Suelo_RJ	DALI	220-240	189x180x180	22	-	-	3	Yes	5000	1	67	80	D	D	D	1	Y	2

***L'insieme faretto + controcassa una volta installati grarantisce la resistenza al carico statico pari a quanto tiportato in tabella.** Ta -20°C ÷ +50°C

Once installed, the spotlight + housing assembly guarantees static load resistance equal to the values given in the table.

SERIES: SUELO 22-25W | SUELO 45-48.2W

BRAND: i-LèD

CODE	Type	Dimm.	Input [V]	Dimensions [mm]	Power [W]	Voltage [V]	Current [mA]	Weight [Kg]	Walk Over	Drive Over [Kg]	Safety Class	IP	CRI	CCT [°K] - Energy Class			N° Light Source	Conn. Type	N° WD
														2700	3000	4000			
77141	Suelo_RF	ON OFF	220-240	189x180x180	22	-	-	3	Yes	5000	1	67	80	D	D	D	1	Y	1
77142	Suelo_RF	ON OFF	220-240	189x180x180	22	-	-	3	Yes	5000	1	67	80	D	D	D	1	Y	1
77143	Suelo_RF	ON OFF	220-240	189x180x180	22	-	-	3	Yes	5000	1	67	80	D	D	D	1	Y	1
77150	Suelo_RF	DALI	220-240	189x180x180	22	-	-	3	Yes	5000	1	67	80	D	D	D	1	Y	2
77151	Suelo_RF	DALI	220-240	189x180x180	22	-	-	3	Yes	5000	1	67	80	D	D	D	1	Y	2
77152	Suelo_RF	DALI	220-240	189x180x180	22	-	-	3	Yes	5000	1	67	80	D	D	D	1	Y	2
77159	Suelo_RFJ	ON OFF	220-240	189x180x180	22	-	-	3	Yes	5000	1	67	80	D	D	D	1	Y	1
77160	Suelo_RFJ	ON OFF	220-240	189x180x180	22	-	-	3	Yes	5000	1	67	80	D	D	D	1	Y	1
77165	Suelo_RFJ	DALI	220-240	189x180x180	22	-	-	3	Yes	5000	1	67	80	D	D	D	1	Y	2
77166	Suelo_RFJ	DALI	220-240	189x180x180	22	-	-	3	Yes	5000	1	67	80	D	D	D	1	Y	2
82713	Suelo_RXJ	ON OFF	220-240	219.5x315x315	48,2	-	-	8	Yes	4500	1	67	80	D	D	D	1	Y	1
82714	Suelo_RXJ	ON OFF	220-240	219.5x315x315	48,2	-	-	8	Yes	4500	1	67	80	D	D	D	1	Y	1
82716	Suelo_RXJ	DALI	220-240	219.5x315x315	48,2	-	-	8	Yes	4500	1	67	80	D	D	D	1	Y	2
82717	Suelo_RXJ	DALI	220-240	219.5x315x315	48,2	-	-	8	Yes	4500	1	67	80	D	D	D	1	Y	2
82719	Suelo_RXJ	ON OFF	220-240	219.5x315x315	48,2	-	-	8	Yes	4500	1	67	80	E	E	E	1	Y	1
82720	Suelo_RXJ	DALI	220-240	219.5x315x315	48,2	-	-	8	Yes	4500	1	67	80	E	E	E	1	Y	2
82721	Suelo_RXFJ	ON OFF	220-240	219.5x308x308	48,2	-	-	8	Yes	4500	1	67	80	E	E	E	1	Y	1
82722	Suelo_RXFJ	DALI	220-240	219.5x308x308	48,2	-	-	8	Yes	4500	1	67	80	E	E	E	1	Y	2
82723	Suelo_RXJ	RGBW	220-240	219.5x315x315	45	-	-	8	Yes	4500	1	67	90	RGB-W			1	Y	3
82724	Suelo_RXFJ	RGBW	220-240	219.5x308x308	45	-	-	8	Yes	4500	1	67	90	RGB-W			1	Y	3
83776	Suelo_RXFJ	ON OFF	220-240	219.5x308x308	48,2	-	-	8	Yes	4500	1	67	80	D	D	D	1	Y	1
83777	Suelo_RXFJ	ON OFF	220-240	219.5x308x308	48,2	-	-	8	Yes	4500	1	67	80	D	D	D	1	Y	1
83779	Suelo_RXFJ	DALI	220-240	219.5x308x308	48,2	-	-	8	Yes	4500	1	67	80	D	D	D	1	Y	2
83780	Suelo_RXFJ	DALI	220-240	219.5x308x308	48,2	-	-	8	Yes	4500	1	67	80	D	D	D	1	Y	2
83925	Suelo_RX	ON OFF	220-240	219.5x315x315	48,2	-	-	8	Yes	4500	1	67	80	D	D	D	1	Y	1
83926	Suelo_RX	ON OFF	220-240	219.5x315x315	48,2	-	-	8	Yes	4500	1	67	80	D	D	D	1	Y	1
83928	Suelo_RX	DALI	220-240	219.5x315x315	48,2	-	-	8	Yes	4500	1	67	80	D	D	D	1	Y	2
83929	Suelo_RX	DALI	220-240	219.5x315x315	48,2	-	-	8	Yes	4500	1	67	80	D	D	D	1	Y	2
83931	Suelo_RXF	ON OFF	220-240	219.5x308x308	48,2	-	-	8	Yes	4500	1	67	80	D	D	D	1	Y	1
83932	Suelo_RXF	ON OFF	220-240	219.5x308x308	48,2	-	-	8	Yes	4500	1	67	80	D	D	D	1	Y	1
83934	Suelo_RXF	DALI	220-240	219.5x308x308	48,2	-	-	8	Yes	4500	1	67	80	D	D	D	1	Y	2
83935	Suelo_RXF	DALI	220-240	219.5x308x308	48,2	-	-	8	Yes	4500	1	67	80	D	D	D	1	Y	2
83937	Suelo_RX	ON OFF	220-240	219.5x315x315	48,2	-	-	8	Yes	4500	1	67	80	E	E	E	1	Y	1
83938	Suelo_RX	DALI	220-240	219.5x315x315	48,2	-	-	8	Yes	4500	1	67	80	E	E	E	1	Y	2
83939	Suelo_RXF	ON OFF	220-240	219.5x308x308	48,2	-	-	8	Yes	4500	1	67	80	E	E	E	1	Y	1
83940	Suelo_RXF	DALI	220-240	219.5x308x308	48,2	-	-	8	Yes	4500	1	67	80	E	E	E	1	Y	2
83941	Suelo_RX	RGBW	220-240	219.5x315x315	45	-	-	8	Yes	4500	1	67	0	RGB-W			1	Y	3
83942	Suelo_RXF	RGBW	220-240	219.5x308x308	45	-	-	8	Yes	4500	1	67	0	RGB-W			1	Y	3
C00920	Suelo_RX	RGBW	-	189x185x185	25	24/48V CV	-	3	Yes	5000	3	67	0	RGB-W			1	Y	3
C00921	Suelo_R	RGBW	-	189x185x185	25	24/48V CV	-	3	Yes	5000	3	67	0	RGB-W			1	Y	3
C00922	Suelo_RXJ	RGBW	-	189x185x185	25	24/48V CV	-	3	Yes	5000	3	67	0	RGB-W			1	Y	3
C00923	Suelo_RJ	RGBW	-	189x185x185	25	24/48V CV	-	3	Yes	5000	3	67	0	RGB-W			1	Y	3
C00924	Suelo_RXF	RGBW	-	189x180x180	25	24/48V CV	-	3	Yes	5000	3	67	0	RGB-W			1	Y	3
C00925	Suelo_RF	RGBW	-	189x180x180	25	24/48V CV	-	3	Yes	5000	3	67	0	RGB-W			1	Y	3
C00926	Suelo_RXFJ	RGBW	-	189x180x180	25	24/48V CV	-	3	Yes	5000	3	67	0	RGB-W			1	Y	3
C00927	Suelo_RFJ	RGBW	-	189x180x180	25	24/48V CV	-	3	Yes	5000	3	67	0	RGB-W			1	Y	3

***L'insieme faretto + controcassa una volta installati grarantisce la resistenza al carico statico pari a quanto tiportato in tabella.** **Ta -20°C ÷ +50°C**

Once installed, the spotlight + housing assembly guarantees static load resistance equal to the values given in the table.

SERIES: SUELO 22-25W | SUELO 45-48.2W

BRAND: i-LèD

ACCESSORI NON INCLUSI / *NOT INCLUDED ACCESSORIES*

CONTROCASSA
OUTER CASING

SUELO 13-25W

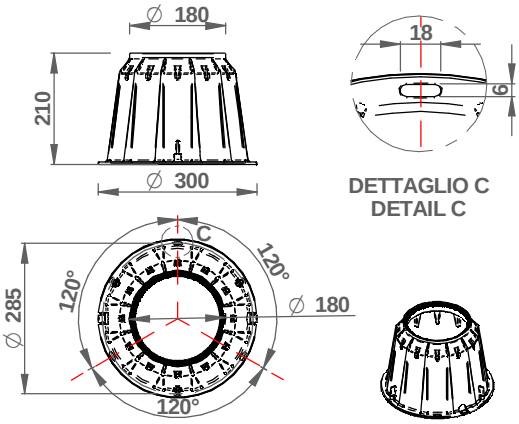

83328

CONTROCASSA
OUTER CASING

SUELO 41-48W

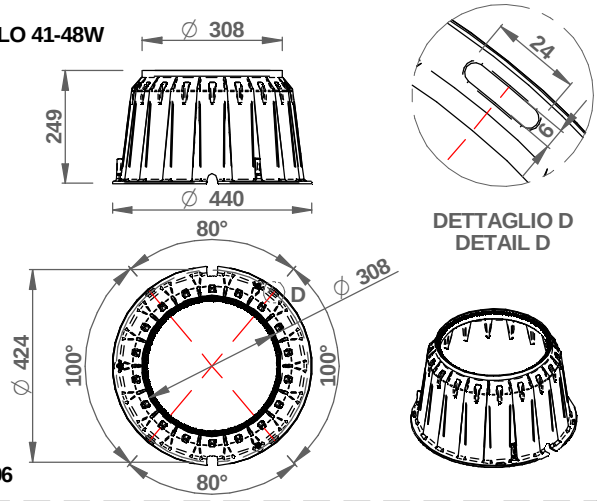

83096

TAPPO POLISTIROLO CONTROCASSA
OUTER CASING POLYSTYRENE CAP

SUELO_R 13-25W

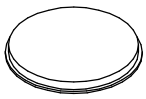

83331

TAPPO INFERIORE CONTROCASSA
OUTER CASING BOTTOM CAP

SUELO_R 13-25W



83330

TAPPO POLISTIROLO CONTROCASSA
OUTER CASING POLYSTYRENE CAP

SUELO_R 41-48W

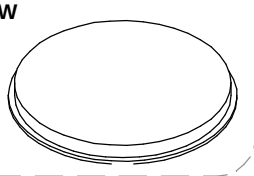

83097

TAPPO POLISTIROLO CONTROCASSA
OUTER CASING POLYSTYRENE CAP

SUELO_RF 13-25W



83329

TAPPO INFERIORE CONTROCASSA
OUTER CASING BOTTOM CAP

SUELO_R 41-48W

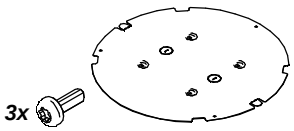

83099

TAPPO POLISTIROLO CONTROCASSA
OUTER CASING POLYSTYRENE CAP

SUELO_RF 41-48W

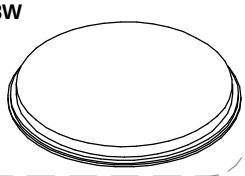

83098

PRE-INSTALLAZIONE / *PRE-INSTALLATION*

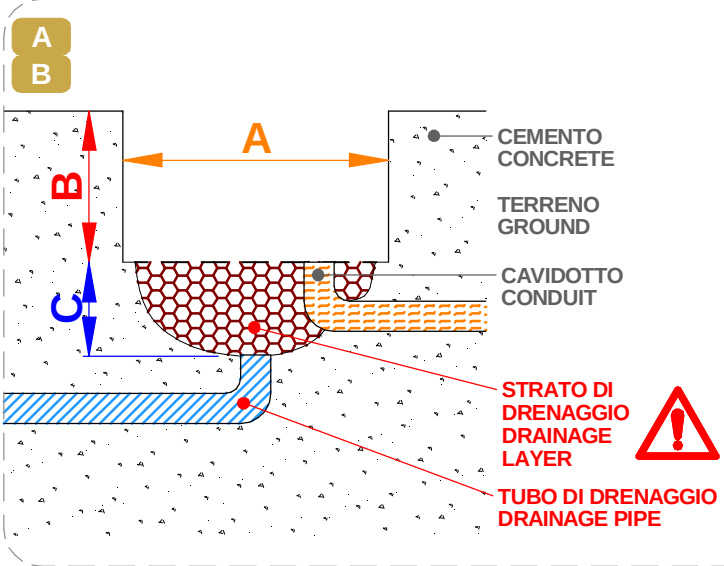

IL SISTEMA DI DRENAGGIO, CHE COMPRENDE UNO STRATO DI INERTI DI TAGLIA MEDIA ED UNA TUBAZIONE PER LO SMALTIMENTO RAPIDO DI ACQUA SONO OBBLIGATORI PER L'INTALLAZIONE

THE DRAINAGE SYSTEM, WHICH INCLUDES A LAYER OF MEDIUM-SIZED AGGREGATES AND A PIPE FOR THE QUICK DISPOSAL OF WATER, IS MANDATORY FOR INSTALLATION

TABELLA DELLE DIMENSIONI
DIMENSIONS TABLE

POWER	*ART.*	*A [mm]*	*B [mm]*	*C [mm]*
13-25W	SUELO_R	305	210	min 150
	SUELO_RJ			
	SUELO_RX			
	SUELO_RXJ			
	SUELO_RF		213	
	SUELO_RJF			
	SUELO_RXF			
	SUELO_RXJF			
41-48W	SUELO_RX	445	250	
	SUELO_RXJ			
	SUELO_RXF		253	
	SUELO_RXJF			

SERIES: SUELO 22-25W | SUELO 45-48.2W

BRAND: i-LèD

83330

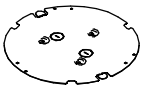

83099

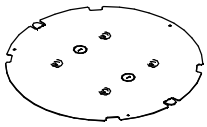

TAPPO INFERIORE NON NECESSARIO PER INSTALLAZIONE SU TERRENO

BOTTOM CAP NOT REQUIRED FOR GROUND INSTALLATION

INSTALLAZIONE TAPPO INFERIORE / *INSTALLATION BOTTOM CAP*

A 1
B

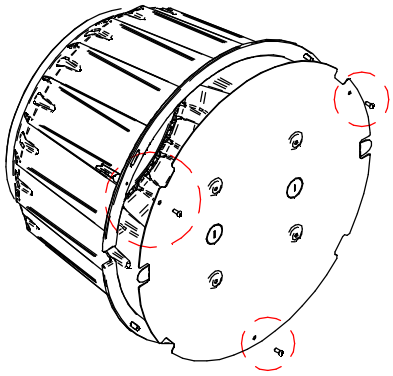

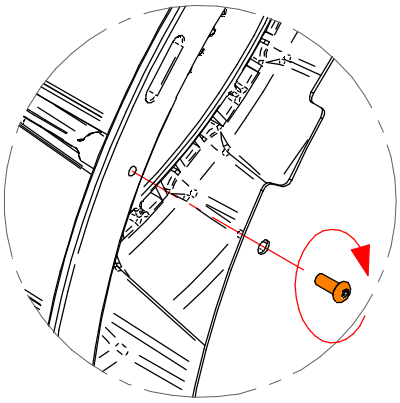

INSTALLAZIONE CON INGRESSO CAVI DAL BASSO / *INSTALLATION WITH CABLE ENTRY FROM BELOW*

A 1
B

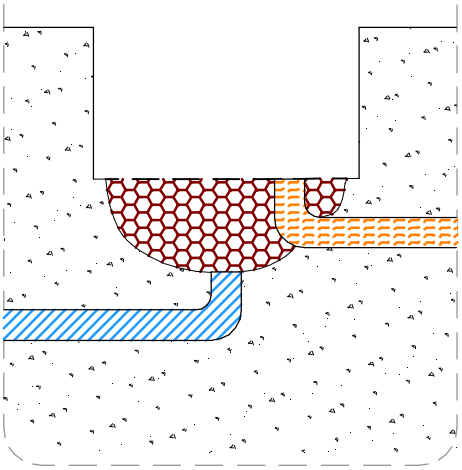

A 2
B

SENZA TAPPO INFERIORE CONTROCASSA
WITHOUT OUTER CASING BOTTOM CAP

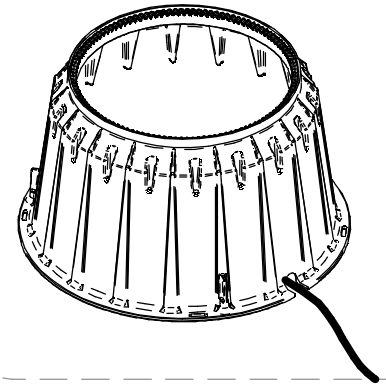

A 3
B

CON TAPPO INFERIORE
WITH OUTER CASING

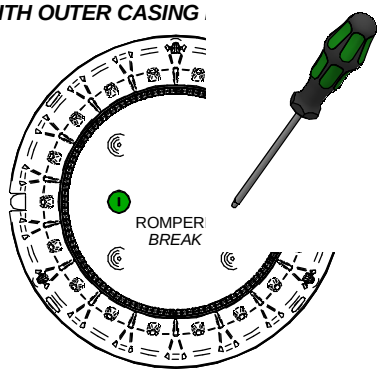

A 4
B

CON TAPPO INFERIORE CONTROCASSA
WITH OUTER CASING BOTTOM CAP

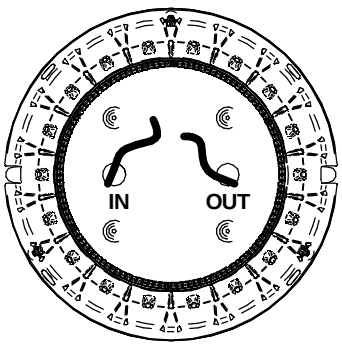

A 5
B

CON TAPPO INFERIORE CONTROCASSA
WITH OUTER CASING BOTTOM CAP

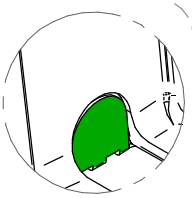

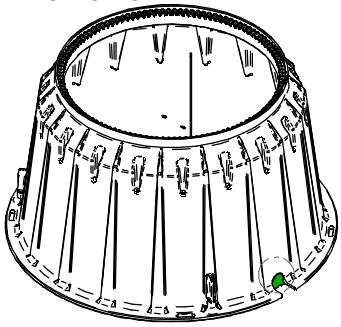

SERIES: SUELO 22-25W | SUELO 45-48.2W

BRAND: i-LèD

INSTALLAZIONE CON INGRESSO CAVI DAI LATI / *INSTALLATION WITH CABLE ENTRY FROM THE SIDES*

A 1
B

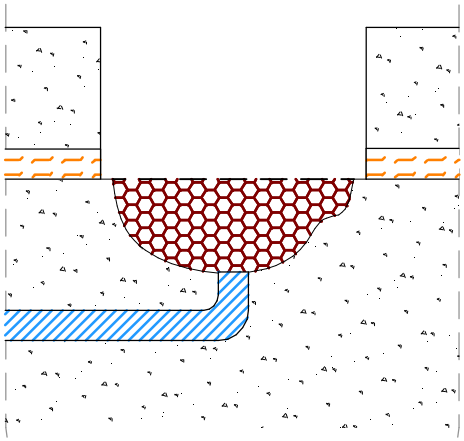

A 2
B

SENZA TAPPO INFERIORE CONTROCASSA
WITHOUT OUTER CASING BOTTOM CAP

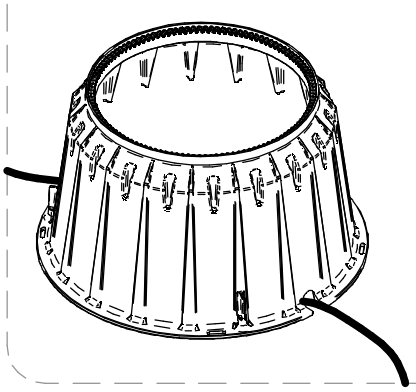

A B 3

CON TAPPO INFERIORE CONTROCASSA
WITH OUTER CASING BOTTOM CAP

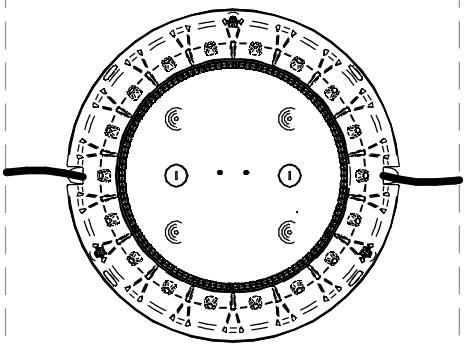

FISSAGGIO CONTROCASSA A SUPERFICE / SURFACE OUTERCASING FIXING

A B 4

CON TAPPO INFERIORE CONTROCASSA
WITH OUTER CASING BOTTOM CAP

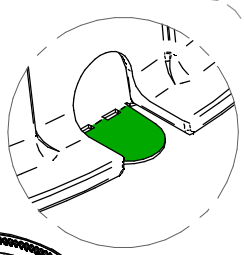

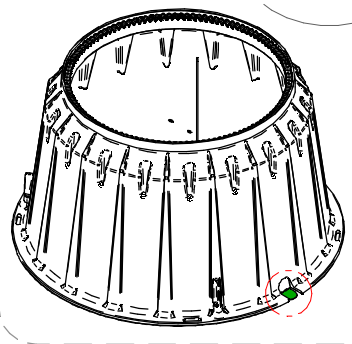

A
B
1

NON INCLUSE
NOT INCLUDED

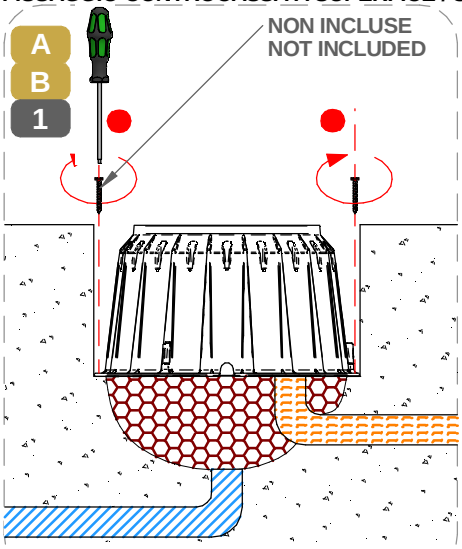

A 2.A

SENZA TAPPO INFERIORE CONTROCASSA
WITHOUT OUTER CASING BOTTOM CAP

SUELO 13-25W
83328

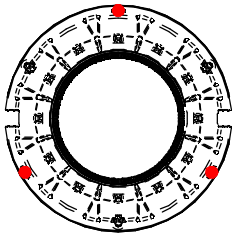

● PUNTI DI FISSAGGIO | *ANCHOR POINTS*

B 2.B

SENZA TAPPO INFERIORE CONTROCASSA
WITHOUT OUTER CASING BOTTOM CAP

SUELO 41-48W
83096

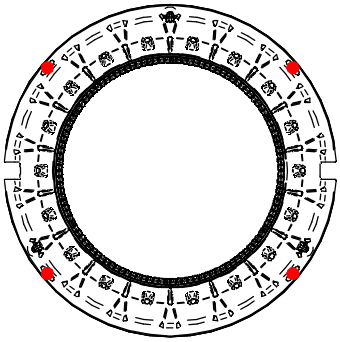

● PUNTI DI FISSAGGIO | *ANCHOR POINTS*

A 3.A

CON TAPPO INFERIORE CONTROCASSA
WITH OUTER CASING BOTTOM CAP

SUELO 13-25W
83328 + 83330

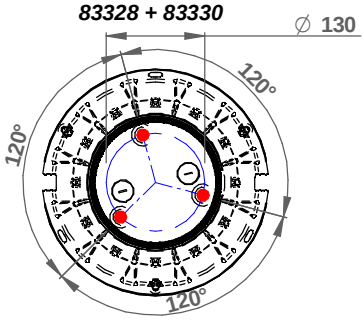

● PUNTI DI FISSAGGIO | *ANCHOR POINTS*

B 3.B

CON TAPPO INFERIORE CONTROCASSA
WITH OUTER CASING BOTTOM CAP

SUELO 41-48W
83096 + 83099

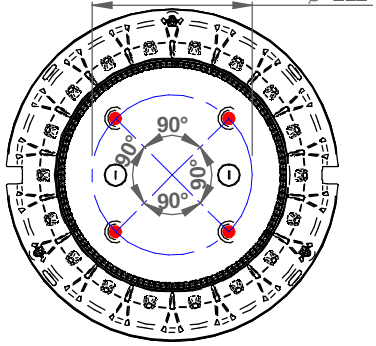

● PUNTI DI FISSAGGIO | *ANCHOR POINTS*

SERIES: SUELO 22-25W | SUELO 45-48.2W

BRAND: i-LèD

POSIZIONAMENTO POLISTIROLO | *POLYSTYRENE PLACING*

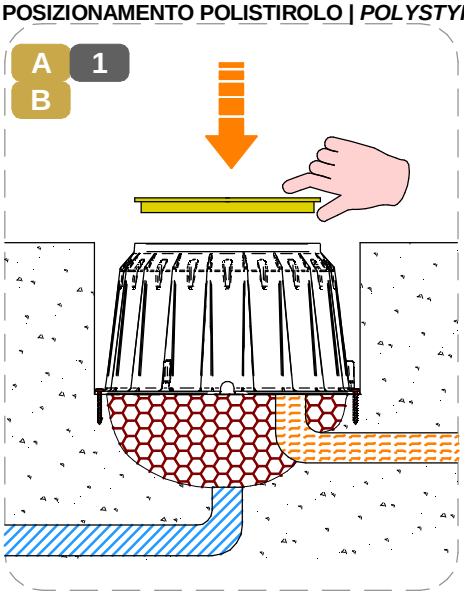

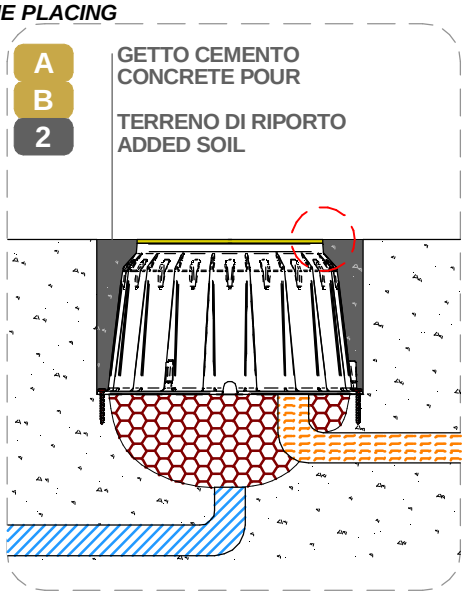

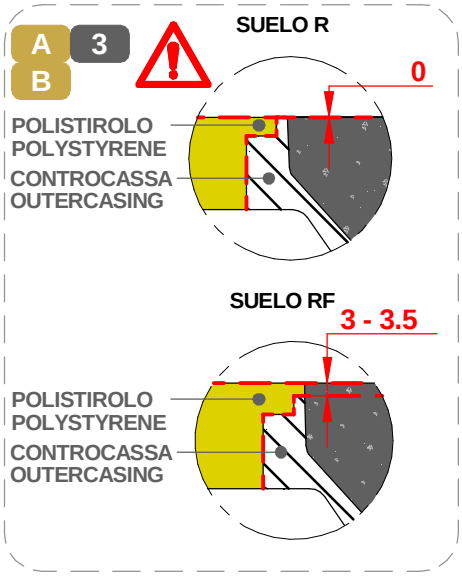

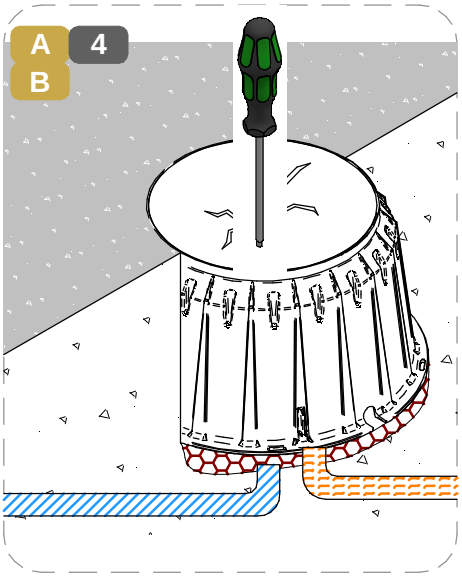

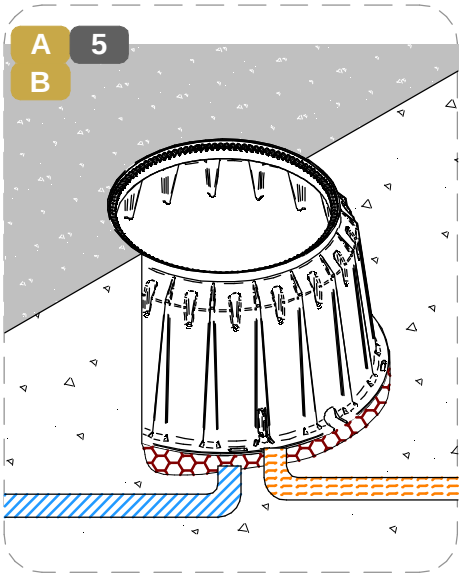

REGOLAZIONE | *ADJUSTMENT*

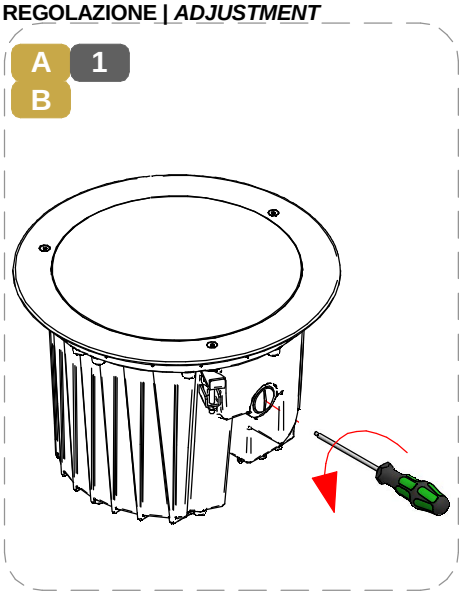

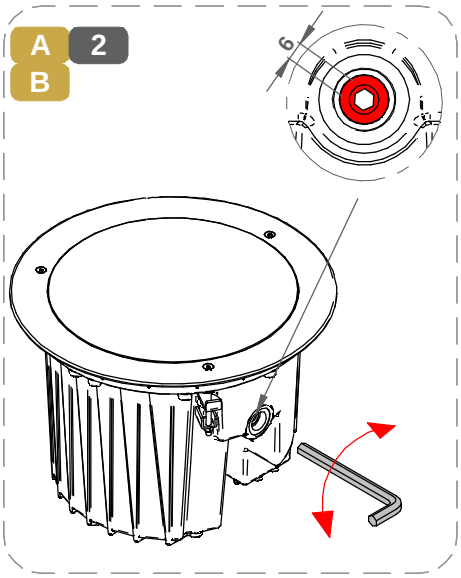

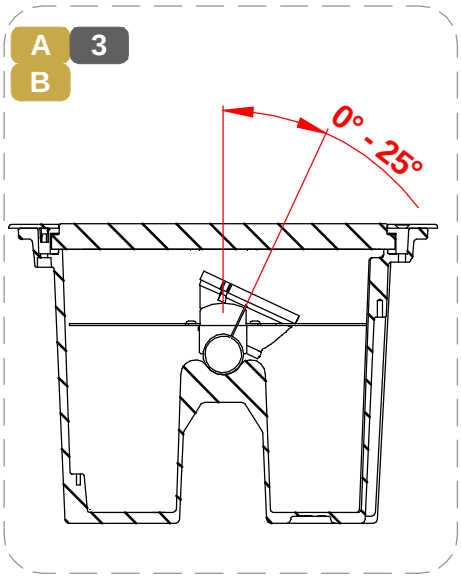

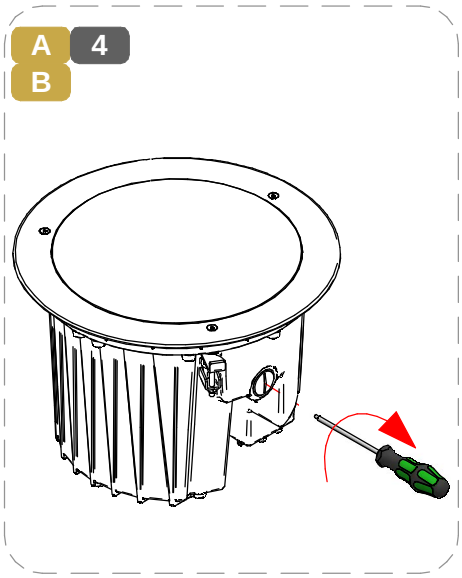

SERIES: SUELO 22-25W | SUELO 45-48.2W

BRAND: i-LèD

CABLAGGIO | *WIRING*

A 1 B

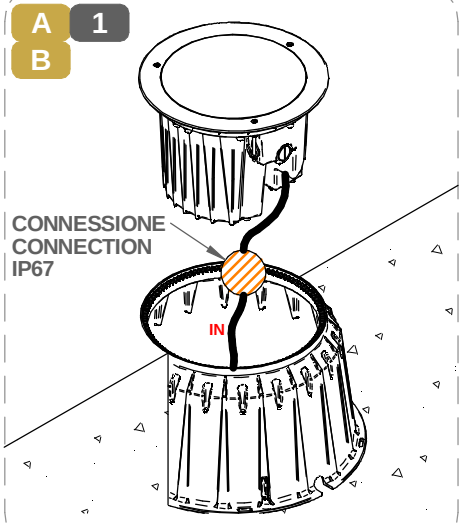

A 2 B

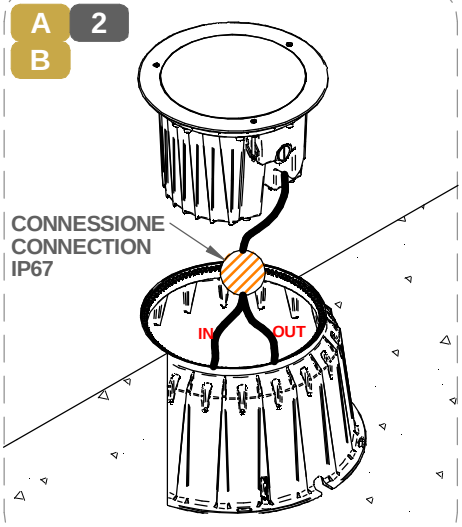

A 3 B

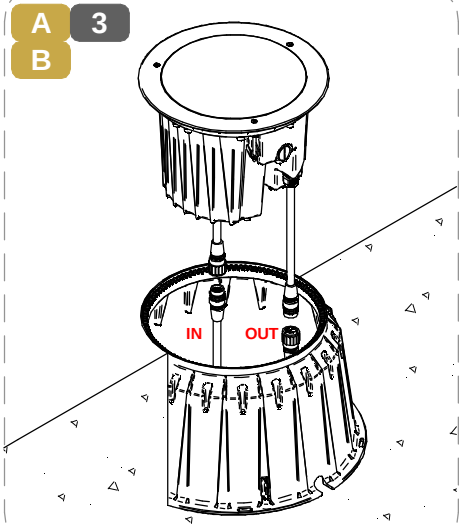

A 4 B

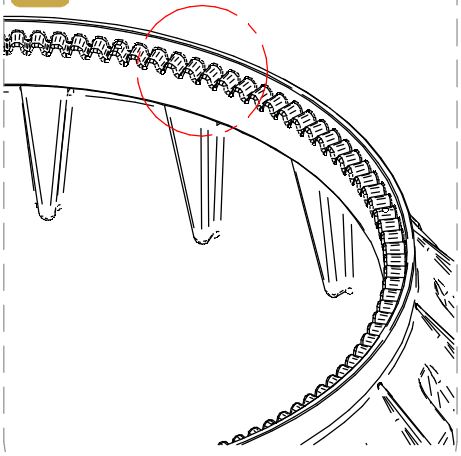

A 5 B

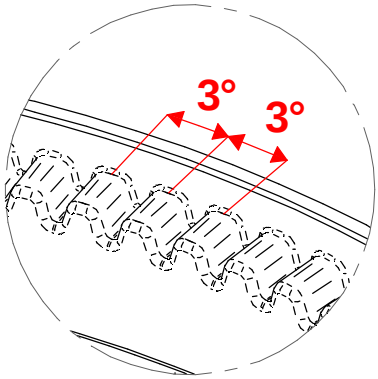

INSTALLAZIONE | *INSTALLATION*

A 1.A **SUELO 13-25W**

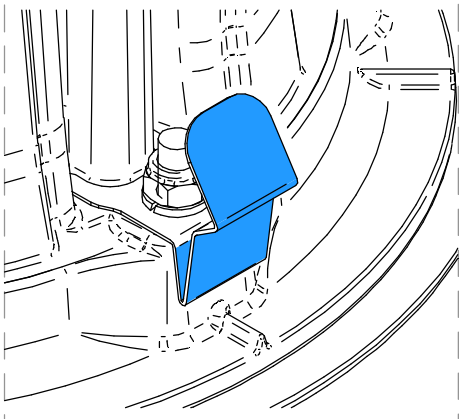

A 2.A **SUELO 13-25W**

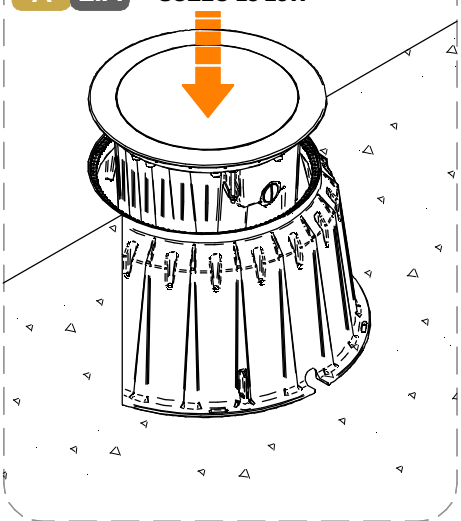

A 3.A **SUELO 13-25W**

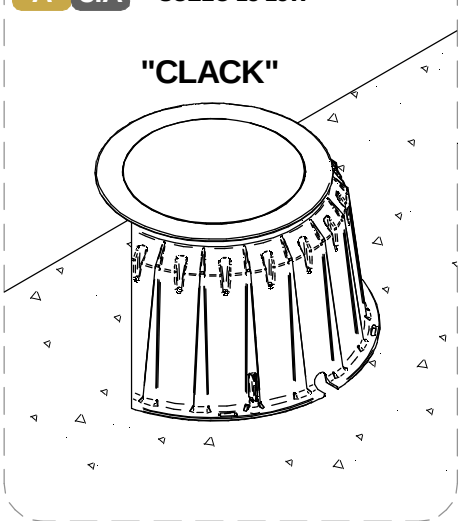

B 1.B **SUELO 41-48W**

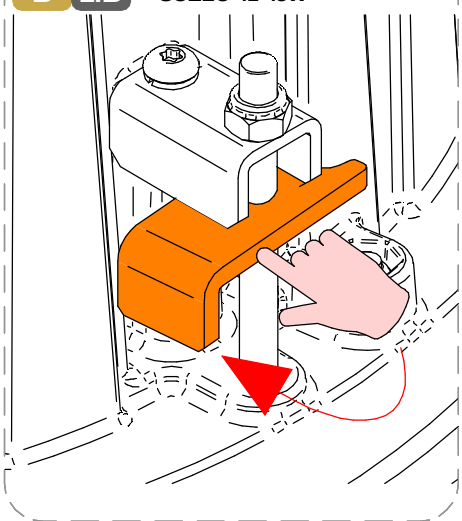

SERIES: SUELO 22-25W | SUELO 45-48.2W

BRAND: i-LèD

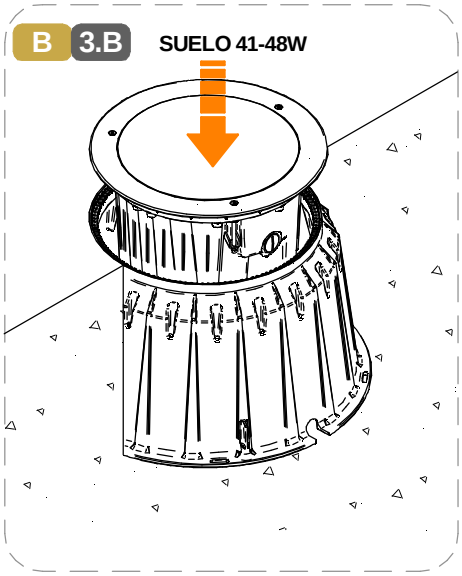

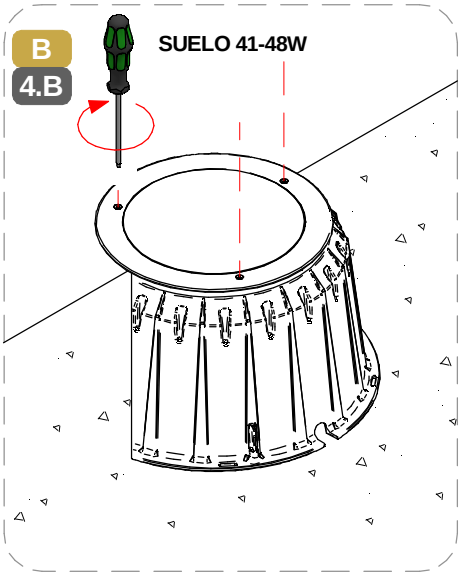

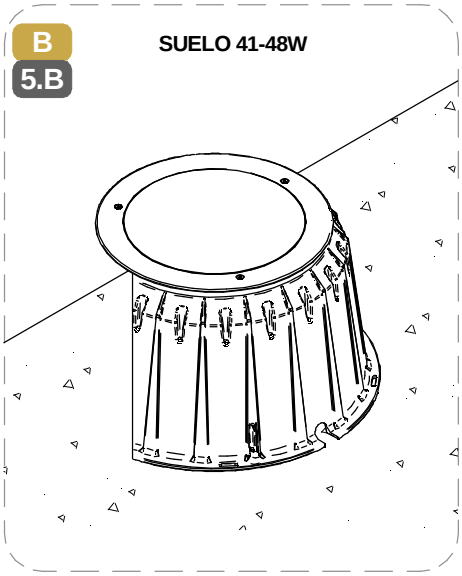

DISINSTALLAZIONE | UNINSTALL



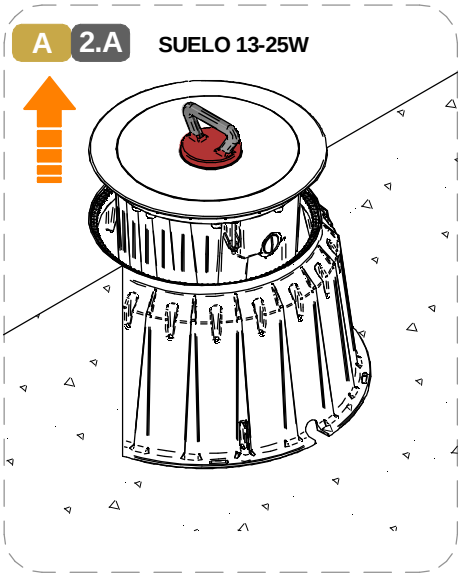

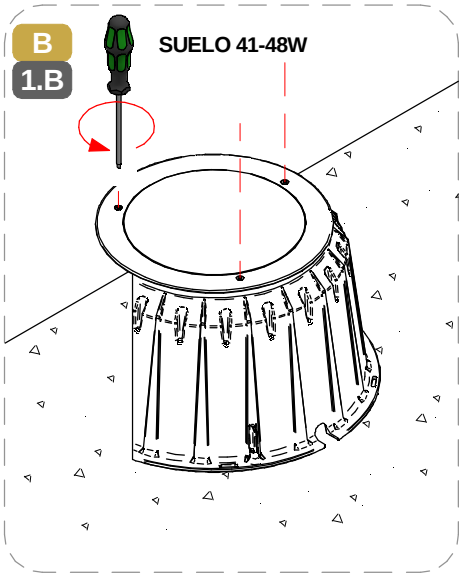

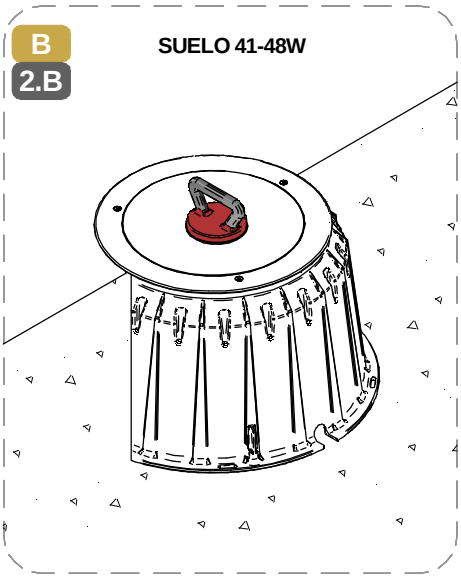

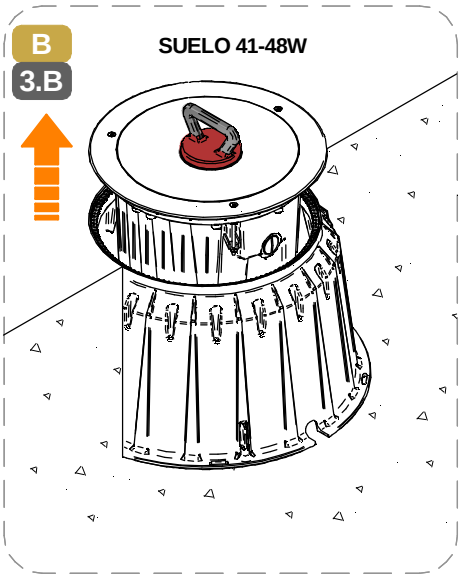

SERIES: SUELO 22-25W | SUELO 45-48.2W

BRAND: i-LED

MARRONE / BROWN = LINEA / *LINE*
AZZURRO / LIGHT BLUE = NEUTRO / *NEUTRAL*
GIALLO-VERDE / YELLOW-GREEN = TERRA / EARTH CPC | PE

CABLAGGIO / *WIRING*

1

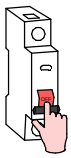

TUTTE LE OPERAZIONI DI COLLEGAMENTO ALLA RETE ELETTRICA DEVONO ESSERE CONDOTTE IN MANCANZA DI TENSIONE

ALL THE WIRING OPERATION MUST BE PERFORMED WITH MCB IN OFF POSITION

2



SE IL PRODOTTO E' DEFINITO IN CLASSE 1, IL CONDUTTORE DI MESSA A TERRA DI PROTEZIONE DEVE ESSERE SEMPRE COLLEGATO

IF THE FITTING IS CLASS 1 RATED, THE CPC | EARTH | PE CONDUCTOR MUST BE CONNECTED

3

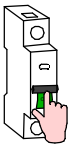

SE L'IMPIANTO E' STATO COMPLETATO ED E' IN SICUREZZA, PUO' ESSERE ALIMENTATO

WHEN THE CIRCUIT IS COMPLETED AND SAFE, MCB CAN BE SET IN ON POSITION



SE IL PRODOTTO E' DEFINITO IN CLASSE 3, IL CIRCUITO SECONDARIO A BASSA TENSIONE DEVE ESSERE COLLEGATO ALL'ALIMENTATORE PRIMA CHE QUESTO SIA SOTTO TENSIONE

IF THE FITTING IS CLASS 3 RATED, THE LOW VOLTAGE CIRCUIT MUST BE WIRED BEFORE THE POWER SUPPLY IS POWERED ON

SE IL CARICO VENISSE COLLEGATO AD ALIMENTATORE SOTTO TENSIONE, I PRODOTTI POTREBBERO DANNEGGIARSI, SUBENDO UN DANNO DA SOVRATENSIONE

IF THE LOAD IS WIRED TO AN ALREADY ON POWER SUPPLY, THE FITTINGS COULD BE DAMAGED BY VOLTAGE SURGE

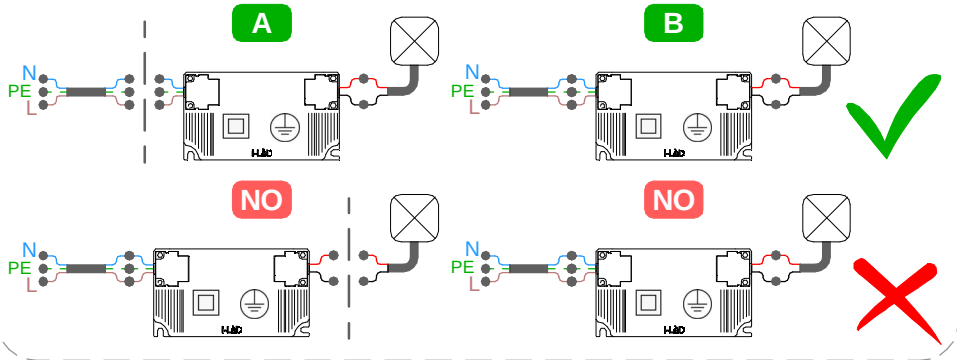



SI PREGA SEGUIRE LE BUONE PRATICHE DI DIMENSIONAMENTO E SEZIONAMENTO DELL'IMPIANTO ELETTRICO, TENENDO PRESENTE: LE CARATTERISTICHE DELL' INTERRUTTORE DIFFERENZIALE ED IL NUMERO DI ARTICOLI COLLEGATI ALLA LINEA ELETTRICA; QUESTO PER AGEVOLARE L'IDENFICAZIONE DI EVENTUALI ANOMALIE SULLA LINEA ELETTRICA

PLEASE FOLLOW THE BEST PRACTICES IN ELECTRICAL SYSTEM DESIGN, PAING ATTENTION TO THE RCCB SWITCH CHARACTERISTICSAND THE NUMBER OF FITTINGS CONNECTED TO THE ELETRICAL LINE; THIS HELPS TO IDENTIFY POSSIBLE ANOMALIES ON THE ELETRICAL LINE



Per ridurre il rischio di strangolamento, il cavo flessibile collegato all'aparecchio deve essere efficacemente fissato alla parete, se si trova all'interno del volume di accessibilità.
To reduce the risk of strangulation, the flexible cable connected to the device must be securely fixed to the wall if it is located within the accessible area.

ASSICURARSI CHE LA CONTROCASSA SIA POSIZIONATA SU UNA SUPEFICIE PIANA

MAKE SURE THE OUTER CASING IS PLACED ON A FLAT SURFACE

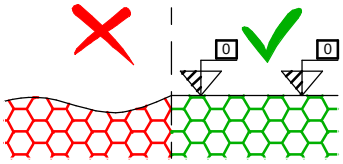

AC

CORRENTE ALTERNATA
MAX. DISTANZA TRA DRIVER ED ULTIMO PRODOTTO | SEZIONE CAVO
ALTERNATE CURRENT
DRIVER TO LAST LIGHT FITTING MAX DISTANCE | WIRE SECTION

SEZIONE *SECTION* [mm2]	1	1.5	2.5
LUNGHEZZA *LENGHT* [m]	50	75	130

* Distanza massima dal driver all'ultimo articolo della linea a massimo carico.
Per lunghezze massime dei cavi effettive,fare riferimento a support@linealight.com
** Maximum distance between LED driver and last device at full load.*
For effective maximum cable lengths,please refer to support@linealight.com

TIPO DI CONNESSIONE
TYPE OF CONNECTION

X: Se il cavo flessibile esterno di questo apparecchio è danneggiato, deve essere sostituito da un cavo speciale, disponibile esclusivamente presso il fabbricante, o il suo servizio di assistenza.
X: If the external flexible cable of this appliance is dameged, it must be replaced with a special cable, which is only avaible from the manufacturer or its service department.

Y: Se il cavo flessibile esterno di questo apparecchio è danneggiato, deve essere sostituito esclusivamente dal fabbricante, dal suo servizio di assistenza o da personale qualificato equivalente, al fine di evitare pericoli.
Y: If the external flexible cable of this appliance is dameged, it must only be replaced by the manufacturer, its service department or equivalent qualified personell in order to avoid danger.

Z: Il cavo flessibile esterno di questo apparecchio non può essere sostituito; se il cavo è danneggiato l'apparecchio deve essere distrutto.
Z: The external flexible cable fo this appliance cannot be replaced; if the cable is dameged, the appliance must be destroyed.

SERIES: SUELO 22-25W | SUELO 45-48.2W

BRAND: i-LèD

DISPOSITIVI DI CONTROLLO | *CONTROL DEVICES*

MCB

N° DI PRODOTTI PER MAGNETORTERMICO
N° OF LIGHT FITTINGS PER MCB

CODICE *CODE*	B10	B16	B20	C10	C16	C20
76116	22	36	45	37	60	75
76117	22	36	45	37	60	75
76118	22	36	45	37	60	75
76125	16	25	31	25	40	50
76126	16	25	31	25	40	50
76127	16	25	31	25	40	50
76134	22	36	45	37	60	75
76135	22	36	45	37	60	75
76140	16	25	31	25	40	50
76141	16	25	31	25	40	50
76146	22	36	45	37	60	75
76147	22	36	45	37	60	75
76148	22	36	45	37	60	75
76155	16	25	31	25	40	50
76156	16	25	31	25	40	50
76157	16	25	31	25	40	50
76164	22	36	45	37	60	75
76165	22	36	45	37	60	75
76170	16	25	31	25	40	50
76171	16	25	31	25	40	50
77111	22	36	45	37	60	75
77112	22	36	45	37	60	75
77113	22	36	45	37	60	75
77120	16	25	31	25	40	50
77121	16	25	31	25	40	50
77122	16	25	31	25	40	50
77129	9	17	20	17	27	33
77130	9	17	20	17	27	33
77135	16	25	31	25	40	50
77136	16	25	31	25	40	50
77141	22	36	45	37	60	75
77142	22	36	45	37	60	75
77143	22	36	45	37	60	75
77150	16	25	31	25	40	50
77151	16	25	31	25	40	50
77152	16	25	31	25	40	50
77159	22	36	45	37	60	75
77160	16	25	31	25	40	50
77161	8	15	18	15	24	30
77162	8	15	18	15	24	30
77165	16	25	31	25	40	50
77166	16	25	31	25	40	50
77167	16	25	31	25	40	50
77168	16	25	31	25	40	50
82713	17	27	34	28	45	56
82714	17	27	34	28	45	56
82716	18	30	37	31	50	62
82717	18	30	37	31	50	62
82719	17	27	34	28	45	56
82720	18	30	37	31	50	62

MCB

N° DI PRODOTTI PER MAGNETORTERMICO
N° OF LIGHT FITTINGS PER MCB

CODICE *CODE*	B10	B16	B20	C10	C16	C20
82721	17	27	34	28	45	56
82722	18	30	37	31	50	62
82723	9	15	18	15	25	31
82724	9	15	18	15	25	31
83776	17	27	34	28	45	56
83777	17	27	34	28	45	56
83779	18	30	37	31	50	62
83780	18	30	37	31	50	62
83925	17	27	34	28	45	56
83926	17	27	34	28	45	56
83928	18	30	37	31	50	62
83929	18	30	37	31	50	62
83931	17	27	34	28	45	56
83932	17	27	34	28	45	56
83934	18	30	37	31	50	62
83935	18	30	37	31	50	62
83937	17	27	34	28	45	56
83938	18	30	37	31	50	62
83939	17	27	34	28	45	56
83940	18	30	37	31	50	62
83941	9	15	18	15	25	31
83942	9	15	18	15	25	31

REASON_150 | 24V CV
150W



99331

CAVO DMX / *DMX CABLE*



84865

Cavi Iniziale
Start Cables
All in One DMX + 230V AC



98660 | 1m
98661 | 5m
F. 6pin

STORMSHIELD | 48V CV
150W



99784

STORMSHIELD | 48V CV
240W



99785

Giant AQUALED
48W



89359

STORMSHIELD | 24V CV
240W



99786

Tappo di Chiusura | All In ONE
End Cap All In One
230V AC + DMX



98986

Cavi di Estensione
Extension Cables
All in One DMX + 230V AC



98662 | 1m
98663 | 5m
F. + M 6pin

SERIES: SUELO 22-25W | SUELO 45-48.2W

BRAND: i-LèD

All In One
Splitter 230V AC + DMX



98985 | Start Splitter
99390 | Continuity Splitter

Giunzione a T per Parallelo
T Junction for Parallel Wiring
All In One 230V AC + DMX



C-W400004

STICK DE3 | DMX MASTER



99234/99235 + 99184 (driver)
98140 (controcassa/casing)

STICK GU1 | DMX MASTER



99045/99046 + 99184 (driver)
98140 (controcassa/casing)

SLESA U11 | DMX MASTER



83243 + 83244 (driver)
84869 (connettore/*connector*
XLR 3 pin)

DINA DR2 | DMX MASTER



C-E700046

CABLAGGIO IN PARALLELO | *PARALLEL WIRING*
TENSIONE DI RETE | *MAINS VOLTAGE*

AC 1

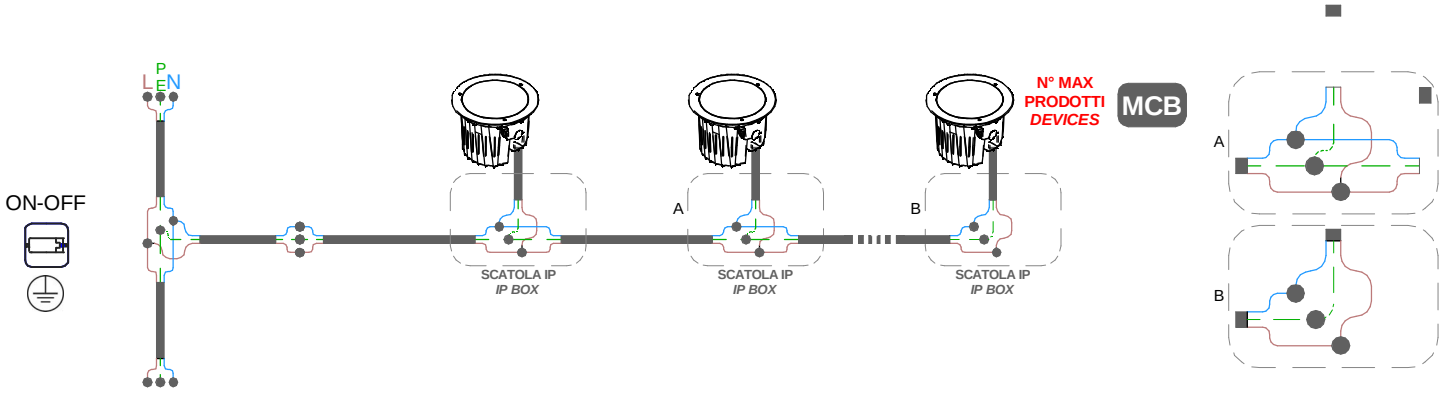

CABLAGGIO IN PARALLELO | *PARALLEL WIRING*
TENSIONE DI RETE | *MAINS VOLTAGE*

AC 2

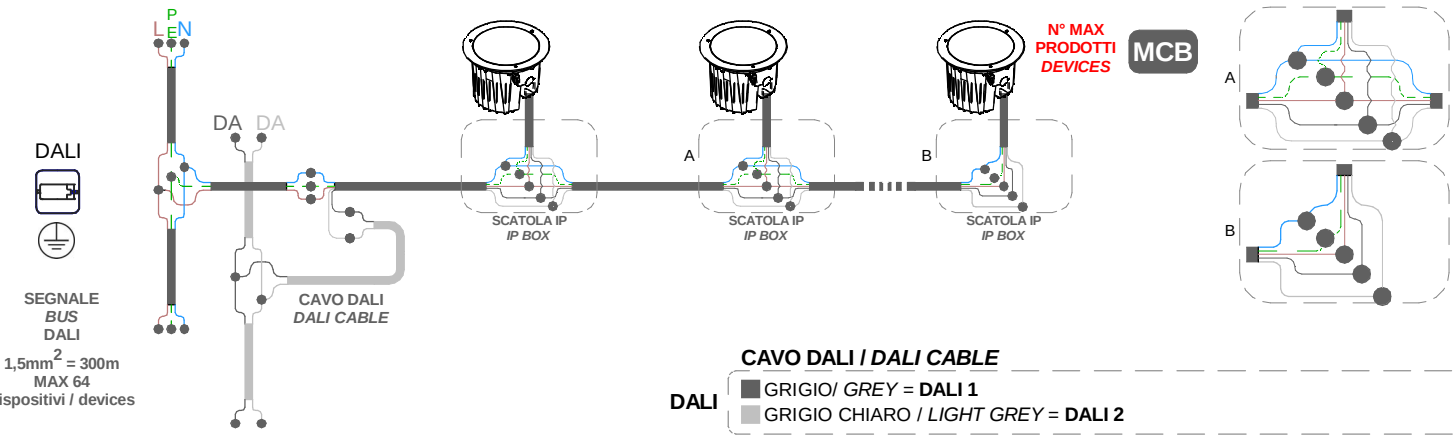

CAVO DALI / *DALI CABLE*

DALI
- GRIGIO/ *GREY* = **DALI 1**
- GRIGIO CHIARO / *LIGHT GREY* = **DALI 2**

SERIES: SUELO 22-25W | SUELO 45-48.2W

BRAND: i-LèD

DMX | RDM All in One 24/ 48V CV CV 3

CABLAGGIO IN & OUT
IN & OUT WIRING

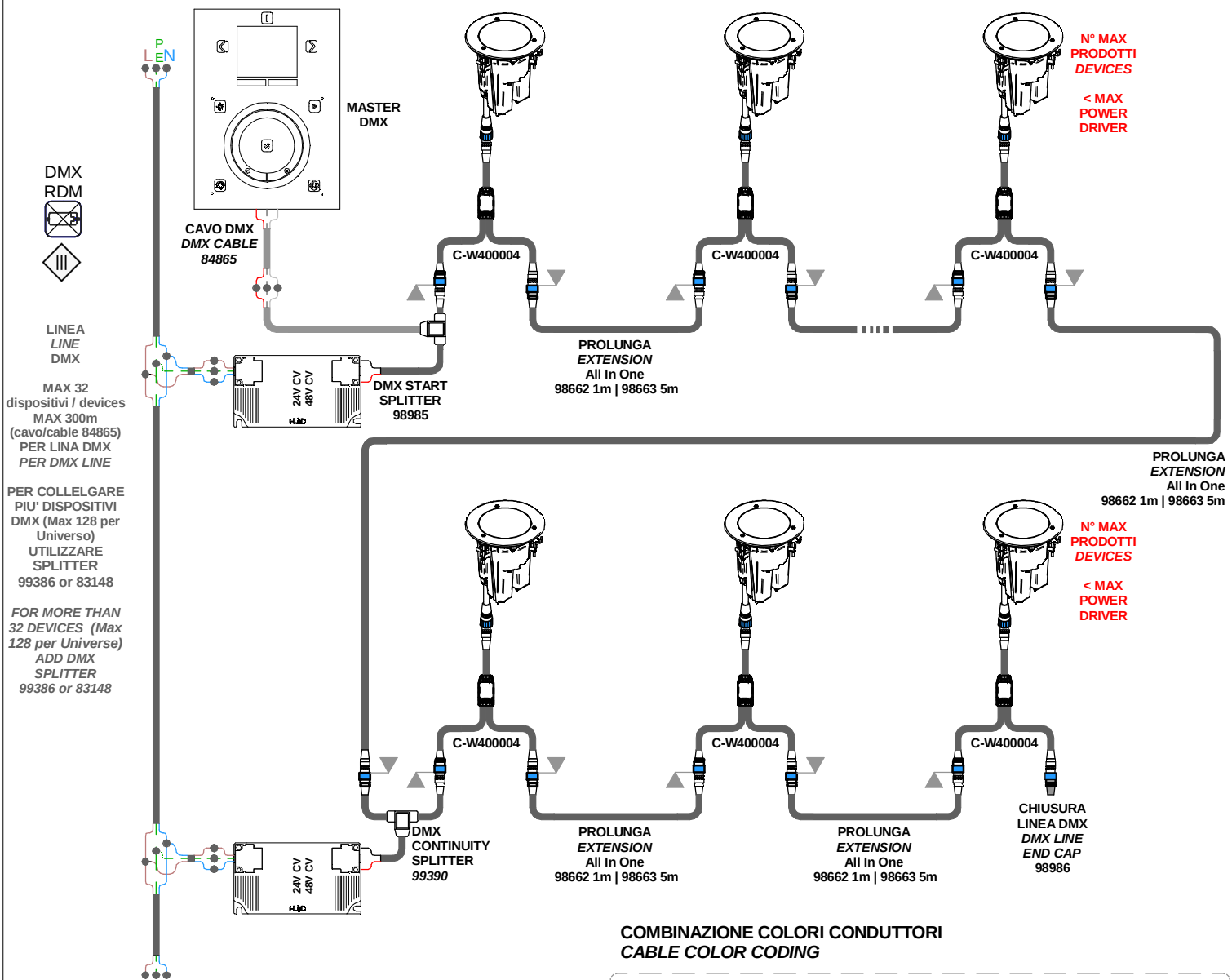

FEMMINA / *FEMALE*

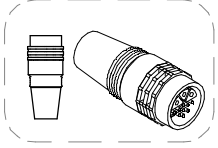

MASCHIO / *MALE*

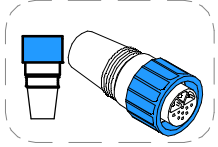

COMBINAZIONE COLORI CONDUTTORI
CABLE COLOR CODING

24 V
48 V
- MARRONE / BROWN = **POSITIVO + / *POSITIVE +***
- AZZURRO / LIGHT BLUE = **NEGATIVO / *NEGATIVE -***

CAVO DMX / *DMX CABLE*

DMX
- ROSSO / RED = **DMX POSITIVO + / DMX POSITIVO +**
- CALZA / SHIELD = **DMX GND**
- BIANCO / WHITE = **DMX NEGATIVO - / DMX NEGATIVE -**

MAX. DISTANZA TRA DRIVER ED ULTIMO PRODOTTO | SEZIONE CAVO *DRIVER TO LAST LIGHT FITTING MAX DISTANCE | WIRE SECTION*	ALIMENTAZIONE POWER IN	POTENZA POWER [W]	SEZIONE *SECTION* [mm2]	LUNGHEZZA *LENGHT* [m]
	24V	25	1,5	30
		12,6		
	48V	25		60
		12,6		

* Distanza massima dal driver all'ultimo articolo della linea a massimo carico. Per lunghezze massime dei cavi effettive,fare riferimento a support@linealight.com * Maximum distance between LED driver and last device at full load. For effective maximum cable lengths,please refer to support@linealight.com

SERIES: SUELO 22-25W | SUELO 45-48.2W

BRAND: i-LèD

DMX | RDM All in One
CABLAGGIO IN & OUT
IN & OUT WIRING

AC 4

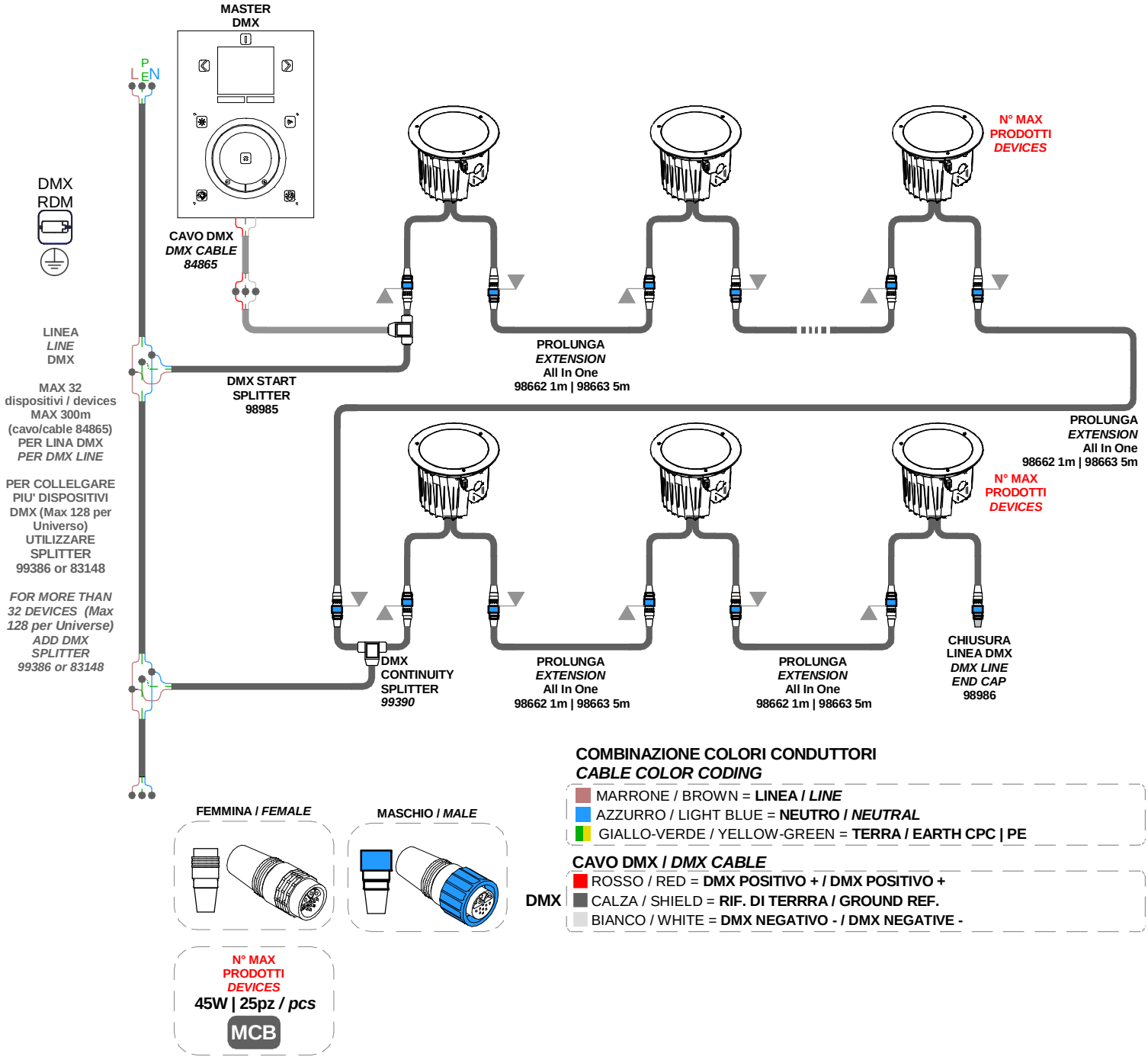

COMBINAZIONE COLORI CONDUTTORI
CABLE COLOR CODING

- MARRONE / BROWN = **LINEA / *LINE***
- AZZURRO / LIGHT BLUE = **NEUTRO / *NEUTRAL***
- GIALLO-VERDE / YELLOW-GREEN = **TERRA / EARTH CPC | PE**

CAVO DMX / *DMX CABLE*

DMX
- ROSSO / RED = **DMX POSITIVO + / DMX POSITIVO +**
- CALZA / SHIELD = **RIF. DI TERRRA / GROUND REF.**
- BIANCO / WHITE = **DMX NEGATIVO - / DMX NEGATIVE -**

FEMMINA / *FEMALE*

MASCHIO / *MALE*

N° MAX PRODOTTI *DEVICES*
45W | 25pz / *pcs*
MCB

SERIE / *SERIES*: SUELO_R, QUARA_R, BERET_2R, BERET_2Q

BRAND: i-LèD

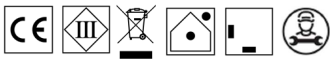

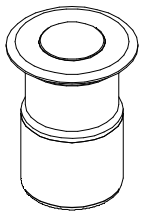

BERET_2R
C01052

A

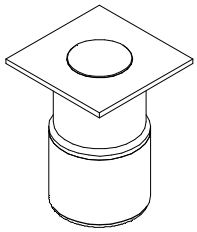

BERET_2Q
C01054

B

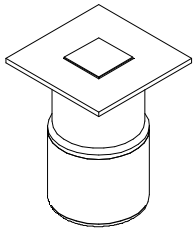

BERET_2Q
C01053

C

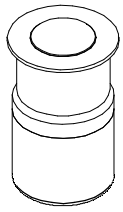

SUELO_R
C01049

D

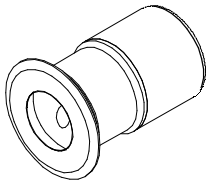

QUARA_R
84077
84076
84075

E

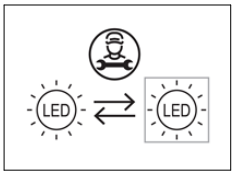

CODICI / CODES

CODE	Dimensions [mm]	Power [W]	Voltage [V]	2W Current [mA]	3W Current [mA]	Weight [Kg]	Static Load [Kg]	Safety Class	IP	CRI	Color Temp. [°K]	Energy Class	N° Light Source	Type of Conn.
C01054	45.5x35x35	2-3	3	630	1000	0.180	500	3	67	80	2700	E	1	Y
C01054	45.5x35x35	2-3	3	630	1000	0.180	500	3	67	80	4000	E	1	Y
C01054	45.5x35x35	2-3	3	630	1000	0.180	500	3	67	80	3000	E	1	Y
C01053	45.5x35x35	2-3	3	630	1000	0.180	500	3	67	80	2700	E	1	Y
C01053	45.5x35x35	2-3	3	630	1000	0.180	500	3	67	80	4000	E	1	Y
C01053	45.5x35x35	2-3	3	630	1000	0.180	500	3	67	80	3000	E	1	Y
C01052	45.5x35x35	2-3	3	630	1000	0.174	500	3	67	80	2700	E	1	Y
C01052	45.5x35x35	2-3	3	630	1000	0.174	500	3	67	80	4000	E	1	Y
C01052	45.5x35x35	2-3	3	630	1000	0.174	500	3	67	80	3000	E	1	Y
84077	45.5x35x35	1.5	24	CV	CV	0.174	-	3	66	90	2700	E	1	Y
84077	45.5x35x35	1.5	24	CV	CV	0.174	-	3	66	90	4000	E	1	Y
84077	45.5x35x35	1.5	24	CV	CV	0.174	-	3	66	90	3000	E	1	Y
84076	45.5x35x35	1.5	24	CV	CV	0.174	-	3	66	90	2700	E	1	Y
84076	45.5x35x35	1.5	24	CV	CV	0.174	-	3	66	90	4000	E	1	Y
84076	45.5x35x35	1.5	24	CV	CV	0.174	-	3	66	90	3000	E	1	Y
84075	45.5x35x35	1.5	24	CV	CV	0.174	-	3	66	90	2700	E	1	Y
84075	45.5x35x35	1.5	24	CV	CV	0.174	-	3	66	90	4000	E	1	Y
84075	45.5x35x35	1.5	24	CV	CV	0.174	-	3	66	90	3000	E	1	Y
C01049	46x30x30	2-3	3	630	1000	0.140	500	3	68	80	2700	E	1	Y
C01049	46x30x30	2-3	3	630	1000	0.140	500	3	68	80	4000	E	1	Y
C01049	46x30x30	2-3	3	630	1000	0.140	500	3	68	80	3000	E	1	Y

Ta
-20°C ÷ 50°C

*L'insieme faretto + controcassa una volta installati grarantisce la resistenza al carico statico pari a quanto tiportato in tabella.
*Once installed, the spotlight + housing assembly guarantees static load resistance equal to the values given in the table.

SERIE / *SERIES*: SUELO_R, QUARA_R, BERET_2R, BERET_2Q

BRAND: i-LèD

IP68 **CONNESIONE IP** *IP CONNECTION*

ASSICURARSI CHE LA CONTROCASSA OD IL PRODOTTO SIANO POSIZIONATI SU UNA SUPEFICE PIANA

MAKE SURE THE OUTER CASING OR THE LIGHT FITTING ARE PLACED ON A FLAT SURFACE

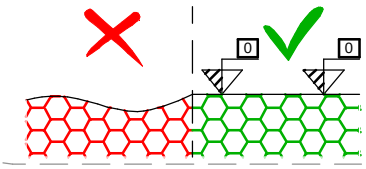

ACCESSORI NON INCLUSI / *ACCESSORIES NOT INCLUDED*

CONTROCASSA / *OUTERCASING*

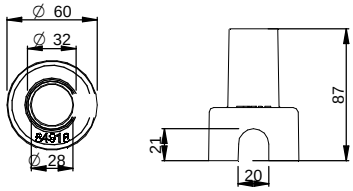

84918

DIMENSIONI / *DIMENSIONS*

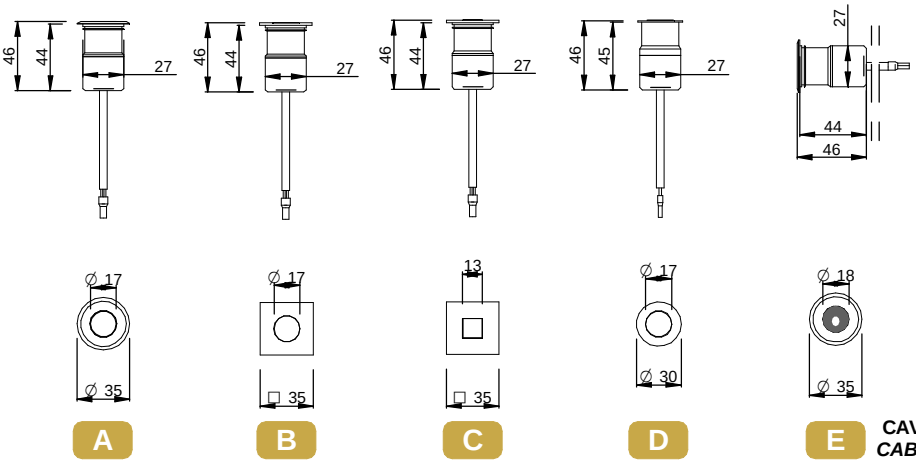

CAVO *CABLE* **1m**

INSTALLAZIONE UPLIGHT A PAVIMENTO AD INCASSO / RECESSED INGROUND UPLIGHT INSTALLATION

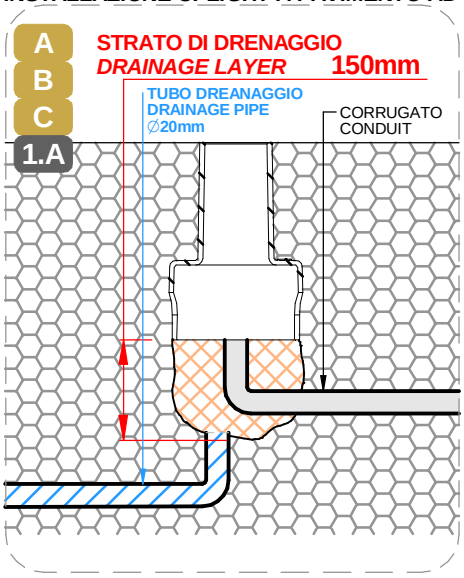

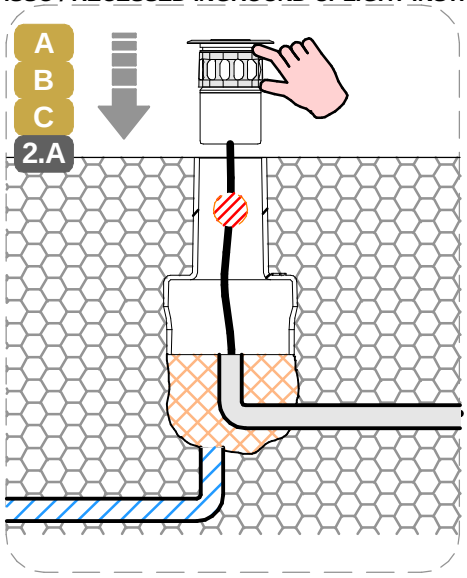

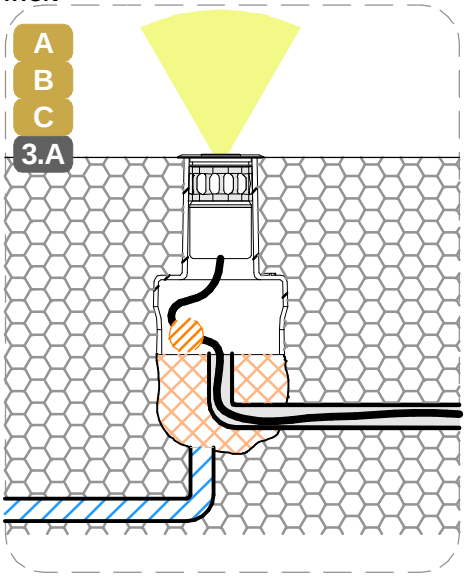

INSTALLAZIONE UPLIGHT A PAVIMENTO AD INCASSO / RECESSED INGROUND UPLIGHT INSTALLATION

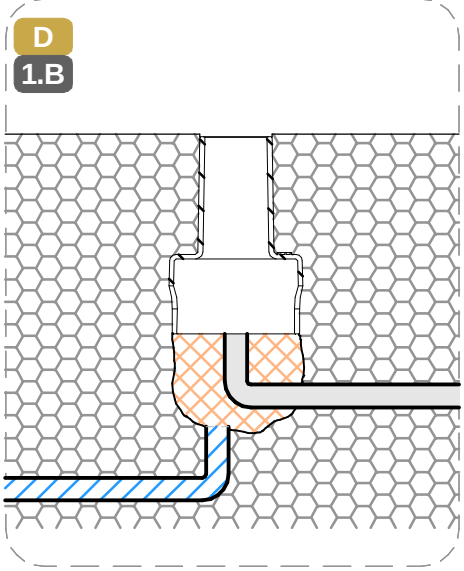

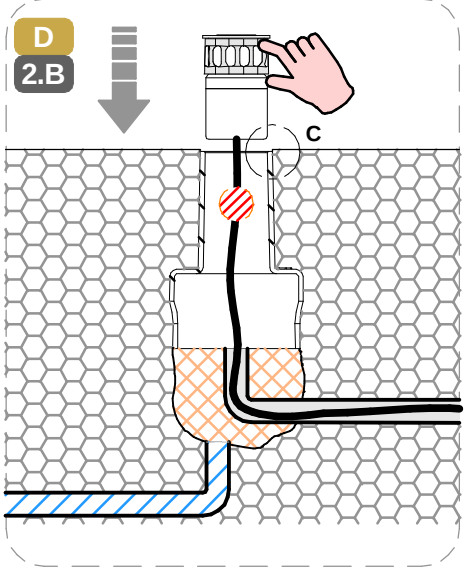

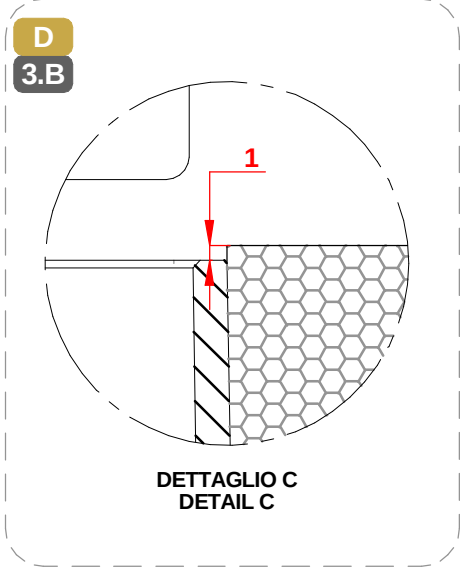

DETTAGLIO C
DETAIL C

SERIE / *SERIES*: SUELO_R, QUARA_R, BERET_2R, BERET_2Q
BRAND: i-LèD

IP68 **CONNESIONE IP** *IP CONNECTION*

D 4.B

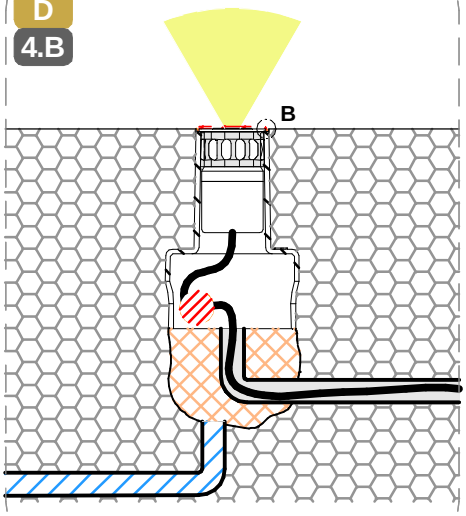

D 5.B

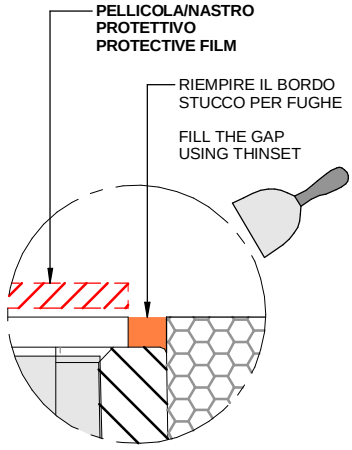

DETTAGLIO B
DETAIL B

INSTALLAZIONE A PARETE AD INCASSO / *RECESSED WALL INSTALLATION*

E 1.C

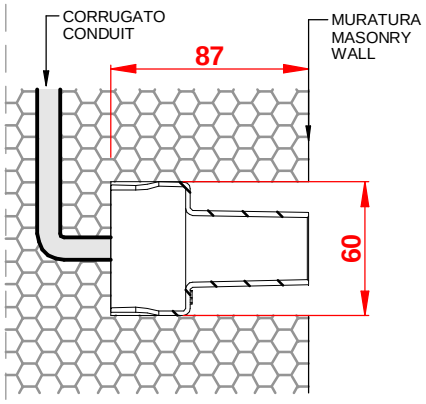

E 2.C

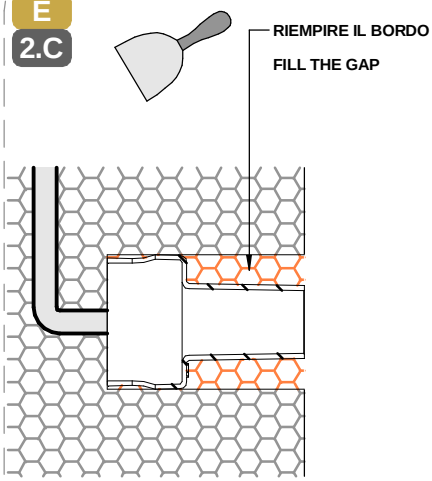

E 3.C

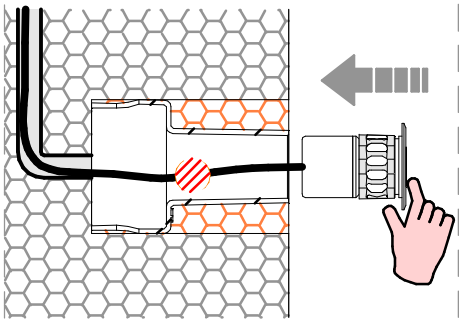

E 4.C

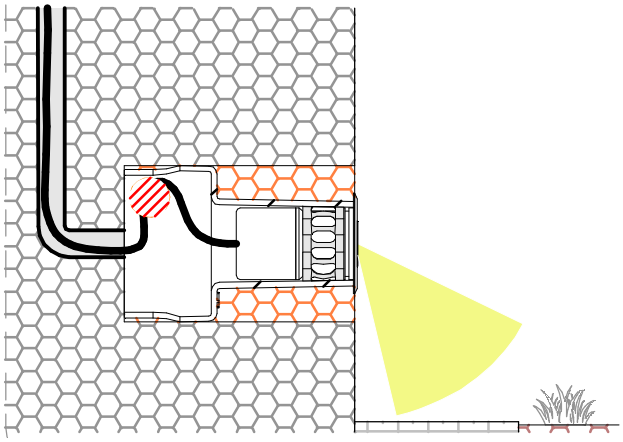

INSTALLAZIONI PREVISTE | *ALLOWED INSTALLATION*

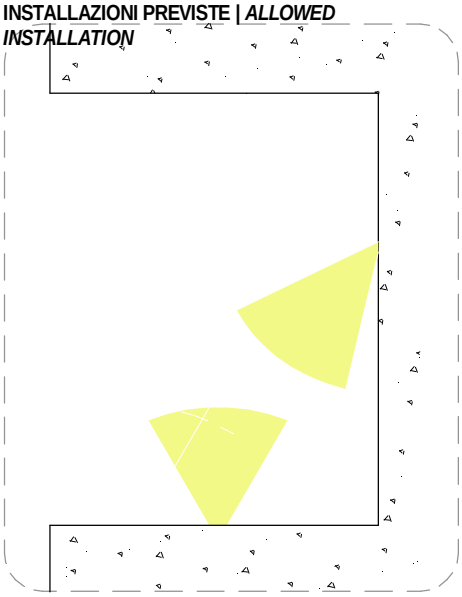

SERIE / *SERIES*: SUELO_R, QUARA_R, BERET_2R, BERET_2Q

BRAND: i-LèD

MARRONE / BROWN = LINEA / *LINE*
AZZURRO / LIGHT BLUE = NEUTRO / *NEUTRAL*
GIALLO-VERDE / YELLOW-GREEN = TERRA / EARTH CPC | PE

CABLAGGIO / *WIRING*

1 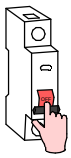

TUTTE LE OPERAZIONI DI COLLEGAMENTO ALLA RETE ELETTRICA DEVONO ESSERE CONDOTTE IN MANCANZA DI TENSIONE

ALL THE WIRING OPERATION MUST BE PERFORMED WITH MCB IN OFF POSITION

2 

SE IL PRODOTTO E' DEFINITO IN CLASSE 1, IL CONDUTTORE DI MESSA A TERRA DI PROTEZIONE DEVE ESSERE SEMPRE COLLEGATO

IF THE FITTING IS CLASS 1 RATED, THE CPC | EARTH | PE CONDUCTOR MUST BE CONNECTED

3 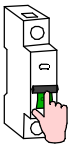

SE L'IMPIANTO E' STATO COMPLETATO ED E' IN SICUREZZA, PUO' ESSERE ALIMENTATO

WHEN THE CIRCUIT IS COMPLETED AND SAFE, MCB CAN BE SET IN ON POSITION



SE IL PRODOTTO E' DEFINITO IN CLASSE 3, IL CIRCUITO SECONDARIO A BASSA TENSIONE DEVE ESSERE COLLEGATO ALL'ALIMENTATORE PRIMA CHE QUESTO SIA SOTTO TENSIONE

IF THE FITTING IS CLASS 3 RATED, THE LOW VOLTAGE CIRCUIT MUST BE WIRED BEFORE THE POWER SUPPLY IS POWERED ON

SE IL CARICO VENISSE COLLEGATO AD ALIMENTATORE SOTTO TENSIONE, I PRODOTTI POTREBBERO DANNEGGIARSI, SUBENDO UN DANNO DA SOVRATENSIONE

IF THE LOAD IS WIRED TO AN ALREADY ON POWER SUPPLY, THE FITTINGS COULD BE DAMAGED BY VOLTAGE SURGE

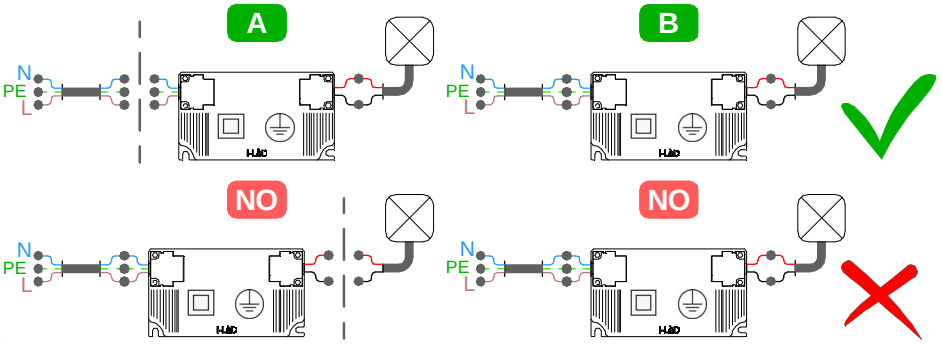

TIPO DI CONNESSIONE
TYPE OF CONNECTION

X: Se il cavo flessibile esterno di questo apparecchio è danneggiato, deve essere sostituito da un cavo speciale, disponibile esclusivamente presso il fabbricante, o il suo servizio di assistenza.
X: If the external flexible cable of this appliance is dameged, it must be replaced with a special cable, which is only avaible from the manufacturer or its service department.

Y: Se il cavo flessibile esterno di questo apparecchio è danneggiato, deve essere sostituito esclusivamente dal fabbricante, dal suo servizio di assistenza o da personale qualificato equivalente, al fine di evitare pericoli.
Y: If the external flexible cable of this appliance is dameged, it must only be replaced by the manufacturer, its service department or equivalent qualified personell in order to avoid danger.

Z: Il cavo flessibile esterno di questo apparecchio non può essere sostituito; se il cavo è danneggiato l'apparecchio deve essere distrutto.
Z: The external flexible cable fo this appliance cannot be replaced; if the cable is dameged, the appliance must be destroyed.

MCB

N° DI PRODOTTI PER MAGNETORTERMICO
N° OF LIGHT FITTINGS PER MCB

CODICE *CODE*	B10	B16	B20	C10	C16	C20
89420	65	105	131	109	175	219
89488	30	49	61	51	82	102
89179	21	34	42	35	56	70
89359	11	17	21	18	28	36
C-E200008	42	67	85	49	79	98
99186	27	44	55	46	74	92
C-E100046	16	27	33	27	45	56
C-E100033	16	25	31	25	40	50
C-E200011	51	82	102	59	95	119
C-E200002	42	67	85	49	79	98
C-E100047	101	162	202	118	189	237
C-E200012	18	30	37	31	50	62
C-E100034	16	25	31	25	40	50
99331	6	10	12	10	16	20
99786	2	4	4	3	6	7

Per ridurre il rischio di strangolamento, il cavo flessibile collegato all'aparecchio deve essere efficacemente fissato alla parete, se si trova all'interno del volume di accessibilità.
To reduce the risk of strangulation, the flexible cable connected to the device must be securely fixed to the wall if it is located within the accessible area.

N° MAX
DEVICES

N° DI PRODOTTI PER ALIMENTATORE
N° OF LIGHT FITTINGS PER DRIVER

	ON OFF								DALI			DALI PUSH		DALI 0/1-10V	DALI/PUSH 0/1-10V
CODICE *CODE*	89420 CC	89488 CV	89179 CV	89359 CV	C-E200008 CC	99186 CC	C-E100046 CC	C-E100033 CC	C-E200011 CC	C-E200002 CC	C-E100047 CC	C-E200012 CC	C-E100034 CC	99660 + 99331 150W 99786 240W CV	83042 + 99331 150W 99786 240W CV
C01054	1-2				3-6	6-12	1-6	4-12	1-4	5-12	1-3	4-15	4-12		
C01053	1-3				3-7	6-13	1-7	4-13	1-5	5-13	1-4	4-15	4-12		
C01052	1-3				3-7	6-13	1-7	4-13	1-5	5-13	1-4	4-15	4-12		
84077		1-9	1-15	1-30										1-70/1-112	1-70/1-112
84076		1-9	1-15	1-30										1-70/1-112	1-70/1-112
84075		1-9	1-15	1-30										1-70/1-112	1-70/1-112
C01049	1-2				3-6	6-12	1-6	4-12	1-4	5-12	1-3	4-15	4-12		

SERIE / *SERIES*: SUELO_R, QUARA_R, BERET_2R, BERET_2Q

BRAND: i-LèD

MARRONE / BROWN = LINEA / *LINE*
AZZURRO / LIGHT BLUE = NEUTRO / *NEUTRAL*
GIALLO-VERDE / YELLOW-GREEN = TERRA / EARTH CPC | PE

CABLAGGIO IN SERIE | CORRENTE COSTANTE
SERIES WIRING | CONSTANT CURRENT

CC

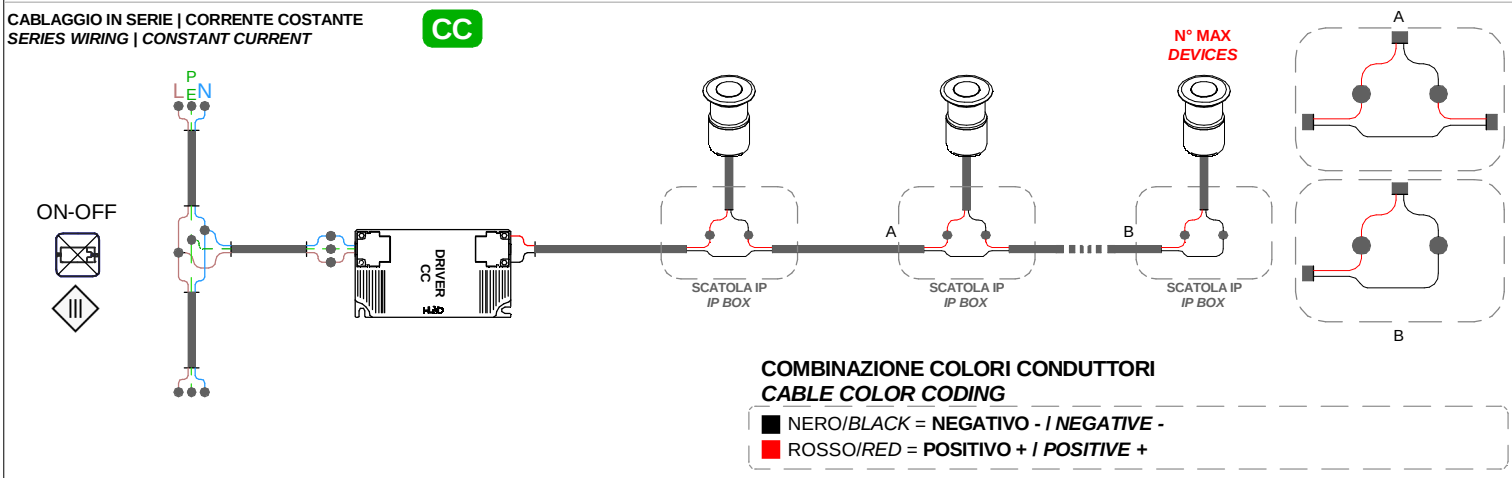

COMBINAZIONE COLORI CONDUTTORI
CABLE COLOR CODING

NERO/*BLACK* = **NEGATIVO - / *NEGATIVE* -**
ROSSO/*RED* = **POSITIVO + / *POSITIVE* +**

CABLAGGIO IN SERIE | CORRENTE COSTANTE
SERIES WIRING | CONSTANT CURRENT

CC

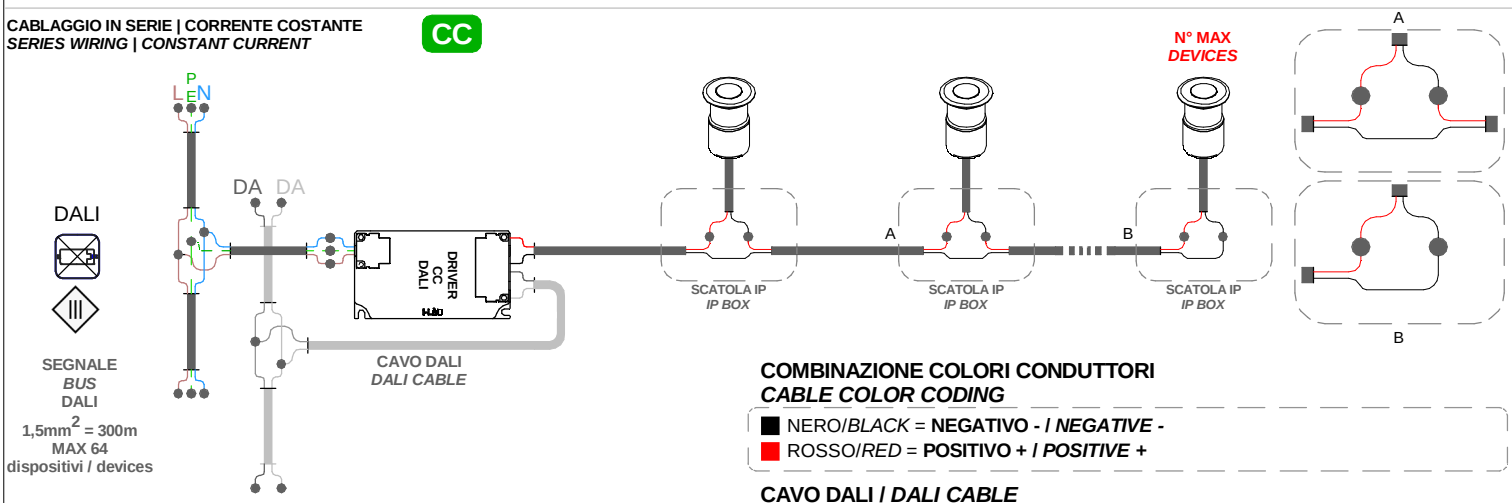

COMBINAZIONE COLORI CONDUTTORI
CABLE COLOR CODING

NERO/*BLACK* = **NEGATIVO - / *NEGATIVE* -**
ROSSO/*RED* = **POSITIVO + / *POSITIVE* +**

CAVO DALI / *DALI CABLE*

DALI
NERO / *BLACK* = **DALI 1**
BIANCO / *WHITE* = **DALI 2**

CABLAGGIO IN SERIE | CORRENTE COSTANTE
SERIES WIRING | CONSTANT CURRENT

CC

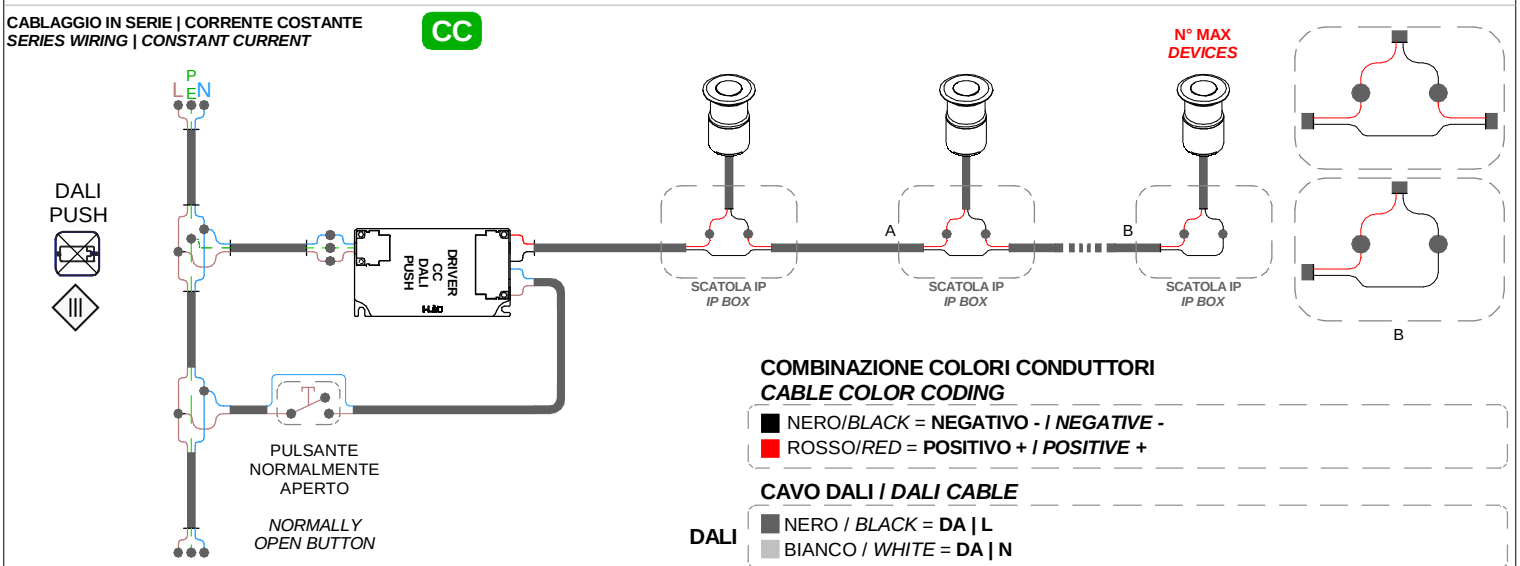

COMBINAZIONE COLORI CONDUTTORI
CABLE COLOR CODING

NERO/*BLACK* = **NEGATIVO - / *NEGATIVE* -**
ROSSO/*RED* = **POSITIVO + / *POSITIVE* +**

CAVO DALI / *DALI CABLE*

DALI
NERO / *BLACK* = **DA | L**
BIANCO / *WHITE* = **DA | N**

SERIE / *SERIES*: SUELO_R, QUARA_R, BERET_2R, BERET_2Q

BRAND: i-LED

MARRONE / BROWN = LINEA / *LINE*
AZZURRO / LIGHT BLUE = NEUTRO / *NEUTRAL*
GIALLO-VERDE / YELLOW-GREEN = TERRA / EARTH CPC | PE

CABLAGGIO IN PARALLELO | TENSIONE COSTANTE
PARALLEL WIRING | CONSTANT VOLTAGE

CV

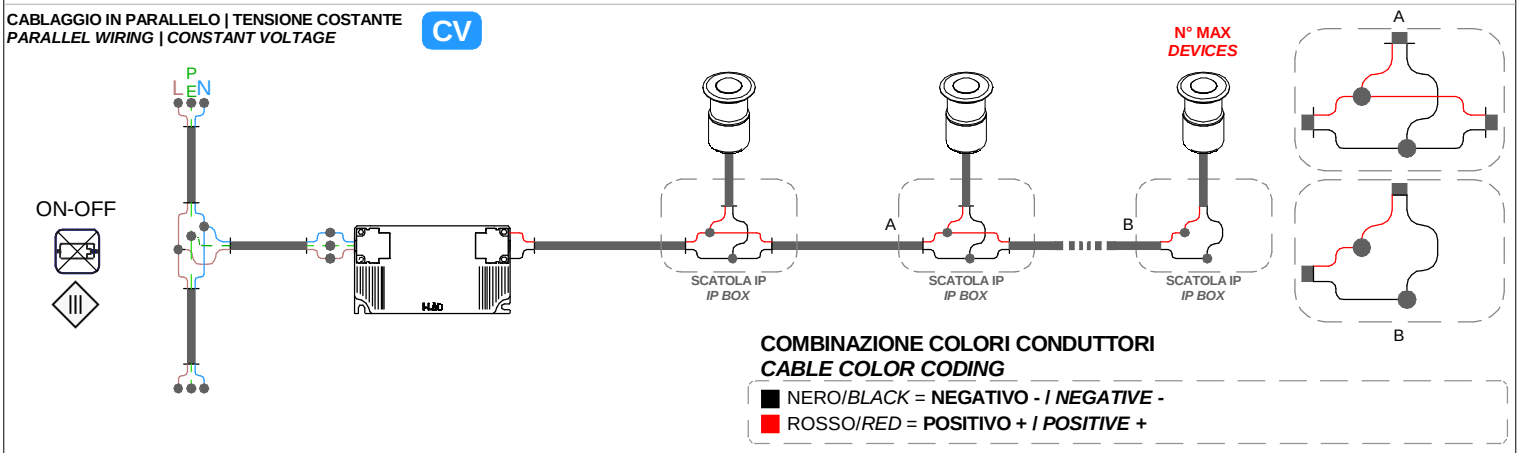

COMBINAZIONE COLORI CONDUTTORI
CABLE COLOR CODING

- NERO/*BLACK* = **NEGATIVO - / *NEGATIVE -***
- ROSSO/*RED* = **POSITIVO + / *POSITIVE +***

CABLAGGIO IN PARALLELO | TENSIONE COSTANTE
PARALLEL WIRING | CONSTANT VOLTAGE

CV

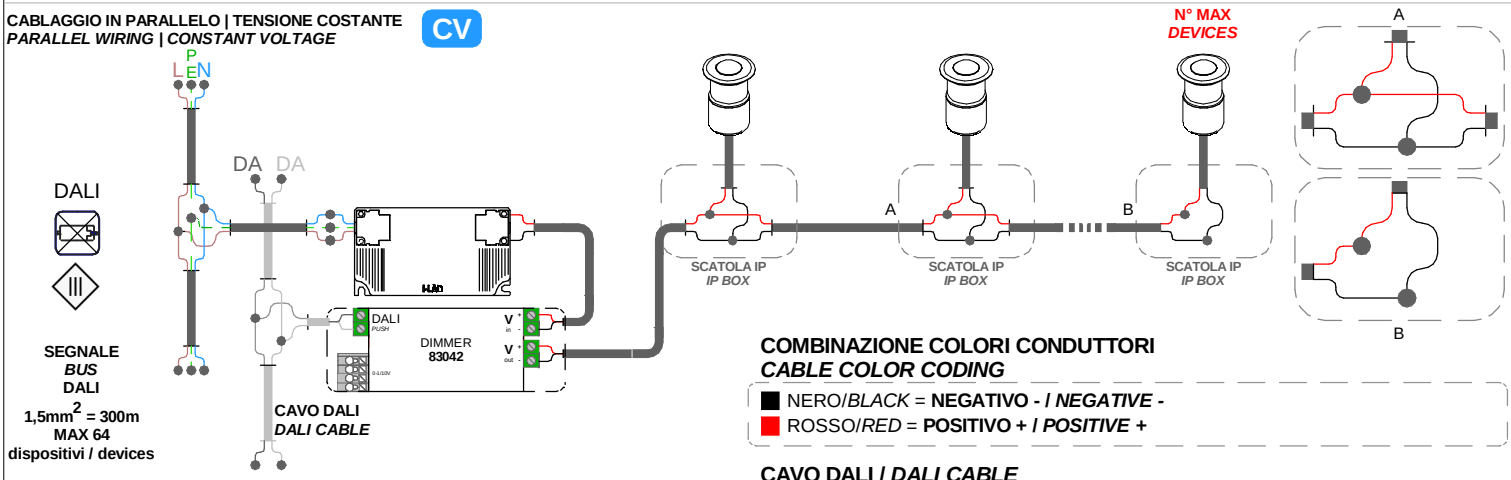

SEGNALE
BUS
DALI
1,5mm^2 = 300m
MAX 64
dispositivi / devices

CAVO DALI
DALI CABLE

COMBINAZIONE COLORI CONDUTTORI
CABLE COLOR CODING

- NERO/*BLACK* = **NEGATIVO - / *NEGATIVE -***
- ROSSO/*RED* = **POSITIVO + / *POSITIVE +***

CAVO DALI / *DALI CABLE*

DALI

- NERO / *BLACK* = **DALI 1**
- BIANCO / *WHITE* = **DALI 2**