SERIES: SUELO 22-25W | SUELO 45-48.2W

BRAND: i-LèD

IP67

SUELO 22-25W A

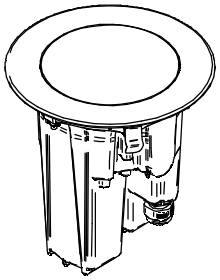

SUELO 48W B

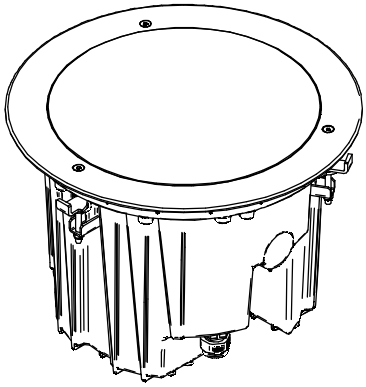

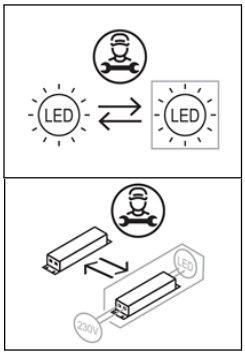

SPECIFICHE PRODOTTI - CODICI | *PRODUCTS SPECIFICATION - CODES*

CODE	Type	Dimm.	Input [V]	Dimensions [mm]	Power [W]	Voltage [V]	Current [mA]	Weight [Kg]	Walk Over	Drive Over [Kg]	Safety Class	IP	CRI	CCT [°K] - Energy Class			N° Light Source	Conn. Type	N° WD
														2700	3000	4000			
76116	Suelo_RX	ON OFF	220-240	189x185x185	22	-	-	3	Yes	5000	1	67	80	D	D	D	1	Y	1
76117	Suelo_RX	ON OFF	220-240	189x185x185	22	-	-	3	Yes	5000	1	67	80	D	D	D	1	Y	1
76118	Suelo_RX	ON OFF	220-240	189x185x185	22	-	-	3	Yes	5000	1	67	80	D	D	D	1	Y	1
76125	Suelo_RX	DALI	220-240	189x185x185	22	-	-	3	Yes	5000	1	67	80	D	D	D	1	Y	2
76126	Suelo_RX	DALI	220-240	189x185x185	22	-	-	3	Yes	5000	1	67	80	D	D	D	1	Y	2
76127	Suelo_RX	DALI	220-240	189x185x185	22	-	-	3	Yes	5000	1	67	80	D	D	D	1	Y	2
76134	Suelo_RXJ	ON OFF	220-240	189x185x185	22	-	-	3	Yes	5000	1	67	80	D	D	D	1	Y	1
76135	Suelo_RXJ	ON OFF	220-240	189x185x185	22	-	-	3	Yes	5000	1	67	80	D	D	D	1	Y	1
76140	Suelo_RXJ	DALI	220-240	189x185x185	22	-	-	3	Yes	5000	1	67	80	D	D	D	1	Y	2
76141	Suelo_RXJ	DALI	220-240	189x185x185	22	-	-	3	Yes	5000	1	67	80	D	D	D	1	Y	2
76146	Suelo_RXF	ON OFF	220-240	189x180x180	22	-	-	3	Yes	5000	1	67	80	D	D	D	1	Y	1
76147	Suelo_RXF	ON OFF	220-240	189x180x180	22	-	-	3	Yes	5000	1	67	80	D	D	D	1	Y	1
76148	Suelo_RXF	ON OFF	220-240	189x180x180	22	-	-	3	Yes	5000	1	67	80	D	D	D	1	Y	1
76155	Suelo_RXF	DALI	220-240	189x180x180	22	-	-	3	Yes	5000	1	67	80	D	D	D	1	Y	2
76156	Suelo_RXF	DALI	220-240	189x180x180	22	-	-	3	Yes	5000	1	67	80	D	D	D	1	Y	2
76157	Suelo_RXF	DALI	220-240	189x180x180	22	-	-	3	Yes	5000	1	67	80	D	D	D	1	Y	2
76164	Suelo_RXFJ	ON OFF	220-240	189x180x180	22	-	-	3	Yes	5000	1	67	80	D	D	D	1	Y	1
76165	Suelo_RXFJ	ON OFF	220-240	189x180x180	22	-	-	3	Yes	5000	1	67	80	D	D	D	1	Y	1
76170	Suelo_RXFJ	DALI	220-240	189x180x180	22	-	-	3	Yes	5000	1	67	80	D	D	D	1	Y	2
76171	Suelo_RXFJ	DALI	220-240	189x180x180	22	-	-	3	Yes	5000	1	67	80	D	D	D	1	Y	2
77111	Suelo_R	ON OFF	220-240	189x180x180	22	-	-	3	Yes	5000	1	67	80	D	D	D	1	Y	1
77112	Suelo_R	ON OFF	220-240	189x180x180	22	-	-	3	Yes	5000	1	67	80	D	D	D	1	Y	1
77113	Suelo_R	ON OFF	220-240	189x180x180	22	-	-	3	Yes	5000	1	67	80	D	D	D	1	Y	1
77120	Suelo_R	DALI	220-240	189x180x180	22	-	-	3	Yes	5000	1	67	80	D	D	D	1	Y	2
77121	Suelo_R	DALI	220-240	189x180x180	22	-	-	3	Yes	5000	1	67	80	D	D	D	1	Y	2
77122	Suelo_R	DALI	220-240	189x180x180	22	-	-	3	Yes	5000	1	67	80	D	D	D	1	Y	2
77129	Suelo_RJ	ON OFF	220-240	189x180x180	22	-	-	3	Yes	5000	1	67	80	D	D	D	1	Y	1
77130	Suelo_RJ	ON OFF	220-240	189x180x180	22	-	-	3	Yes	5000	1	67	80	D	D	D	1	Y	1
77135	Suelo_RJ	DALI	220-240	189x180x180	22	-	-	3	Yes	5000	1	67	80	D	D	D	1	Y	2
77136	Suelo_RJ	DALI	220-240	189x180x180	22	-	-	3	Yes	5000	1	67	80	D	D	D	1	Y	2

***L'insieme faretto + controcassa una volta installati grarantisce la resistenza al carico statico pari a quanto tiportato in tabella.** Ta -20°C ÷ +50°C

Once installed, the spotlight + housing assembly guarantees static load resistance equal to the values given in the table.

SERIES: SUELO 22-25W | SUELO 45-48.2W

BRAND: i-LèD

CODE	Type	Dimm.	Input [V]	Dimensions [mm]	Power [W]	Voltage [V]	Current [mA]	Weight [Kg]	Walk Over	Drive Over [Kg]	Safety Class	IP	CRI	CCT [°K] - Energy Class			N° Light Source	Conn. Type	N° WD
														2700	3000	4000			
77141	Suelo_RF	ON OFF	220-240	189x180x180	22	-	-	3	Yes	5000	1	67	80	D	D	D	1	Y	1
77142	Suelo_RF	ON OFF	220-240	189x180x180	22	-	-	3	Yes	5000	1	67	80	D	D	D	1	Y	1
77143	Suelo_RF	ON OFF	220-240	189x180x180	22	-	-	3	Yes	5000	1	67	80	D	D	D	1	Y	1
77150	Suelo_RF	DALI	220-240	189x180x180	22	-	-	3	Yes	5000	1	67	80	D	D	D	1	Y	2
77151	Suelo_RF	DALI	220-240	189x180x180	22	-	-	3	Yes	5000	1	67	80	D	D	D	1	Y	2
77152	Suelo_RF	DALI	220-240	189x180x180	22	-	-	3	Yes	5000	1	67	80	D	D	D	1	Y	2
77159	Suelo_RFJ	ON OFF	220-240	189x180x180	22	-	-	3	Yes	5000	1	67	80	D	D	D	1	Y	1
77160	Suelo_RFJ	ON OFF	220-240	189x180x180	22	-	-	3	Yes	5000	1	67	80	D	D	D	1	Y	1
77165	Suelo_RFJ	DALI	220-240	189x180x180	22	-	-	3	Yes	5000	1	67	80	D	D	D	1	Y	2
77166	Suelo_RFJ	DALI	220-240	189x180x180	22	-	-	3	Yes	5000	1	67	80	D	D	D	1	Y	2
82713	Suelo_RXJ	ON OFF	220-240	219.5x315x315	48,2	-	-	8	Yes	4500	1	67	80	D	D	D	1	Y	1
82714	Suelo_RXJ	ON OFF	220-240	219.5x315x315	48,2	-	-	8	Yes	4500	1	67	80	D	D	D	1	Y	1
82716	Suelo_RXJ	DALI	220-240	219.5x315x315	48,2	-	-	8	Yes	4500	1	67	80	D	D	D	1	Y	2
82717	Suelo_RXJ	DALI	220-240	219.5x315x315	48,2	-	-	8	Yes	4500	1	67	80	D	D	D	1	Y	2
82719	Suelo_RXJ	ON OFF	220-240	219.5x315x315	48,2	-	-	8	Yes	4500	1	67	80	E	E	E	1	Y	1
82720	Suelo_RXJ	DALI	220-240	219.5x315x315	48,2	-	-	8	Yes	4500	1	67	80	E	E	E	1	Y	2
82721	Suelo_RXFJ	ON OFF	220-240	219.5x308x308	48,2	-	-	8	Yes	4500	1	67	80	E	E	E	1	Y	1
82722	Suelo_RXFJ	DALI	220-240	219.5x308x308	48,2	-	-	8	Yes	4500	1	67	80	E	E	E	1	Y	2
82723	Suelo_RXJ	RGBW	220-240	219.5x315x315	45	-	-	8	Yes	4500	1	67	90	RGB-W			1	Y	3
82724	Suelo_RXFJ	RGBW	220-240	219.5x308x308	45	-	-	8	Yes	4500	1	67	90	RGB-W			1	Y	3
83776	Suelo_RXFJ	ON OFF	220-240	219.5x308x308	48,2	-	-	8	Yes	4500	1	67	80	D	D	D	1	Y	1
83777	Suelo_RXFJ	ON OFF	220-240	219.5x308x308	48,2	-	-	8	Yes	4500	1	67	80	D	D	D	1	Y	1
83779	Suelo_RXFJ	DALI	220-240	219.5x308x308	48,2	-	-	8	Yes	4500	1	67	80	D	D	D	1	Y	2
83780	Suelo_RXFJ	DALI	220-240	219.5x308x308	48,2	-	-	8	Yes	4500	1	67	80	D	D	D	1	Y	2
83925	Suelo_RX	ON OFF	220-240	219.5x315x315	48,2	-	-	8	Yes	4500	1	67	80	D	D	D	1	Y	1
83926	Suelo_RX	ON OFF	220-240	219.5x315x315	48,2	-	-	8	Yes	4500	1	67	80	D	D	D	1	Y	1
83928	Suelo_RX	DALI	220-240	219.5x315x315	48,2	-	-	8	Yes	4500	1	67	80	D	D	D	1	Y	2
83929	Suelo_RX	DALI	220-240	219.5x315x315	48,2	-	-	8	Yes	4500	1	67	80	D	D	D	1	Y	2
83931	Suelo_RXF	ON OFF	220-240	219.5x308x308	48,2	-	-	8	Yes	4500	1	67	80	D	D	D	1	Y	1
83932	Suelo_RXF	ON OFF	220-240	219.5x308x308	48,2	-	-	8	Yes	4500	1	67	80	D	D	D	1	Y	1
83934	Suelo_RXF	DALI	220-240	219.5x308x308	48,2	-	-	8	Yes	4500	1	67	80	D	D	D	1	Y	2
83935	Suelo_RXF	DALI	220-240	219.5x308x308	48,2	-	-	8	Yes	4500	1	67	80	D	D	D	1	Y	2
83937	Suelo_RX	ON OFF	220-240	219.5x315x315	48,2	-	-	8	Yes	4500	1	67	80	E	E	E	1	Y	1
83938	Suelo_RX	DALI	220-240	219.5x315x315	48,2	-	-	8	Yes	4500	1	67	80	E	E	E	1	Y	2
83939	Suelo_RXF	ON OFF	220-240	219.5x308x308	48,2	-	-	8	Yes	4500	1	67	80	E	E	E	1	Y	1
83940	Suelo_RXF	DALI	220-240	219.5x308x308	48,2	-	-	8	Yes	4500	1	67	80	E	E	E	1	Y	2
83941	Suelo_RX	RGBW	220-240	219.5x315x315	45	-	-	8	Yes	4500	1	67	0	RGB-W			1	Y	3
83942	Suelo_RXF	RGBW	220-240	219.5x308x308	45	-	-	8	Yes	4500	1	67	0	RGB-W			1	Y	3
C00920	Suelo_RX	RGBW	-	189x185x185	25	24/48V CV	-	3	Yes	5000	3	67	0	RGB-W			1	Y	3
C00921	Suelo_R	RGBW	-	189x185x185	25	24/48V CV	-	3	Yes	5000	3	67	0	RGB-W			1	Y	3
C00922	Suelo_RXJ	RGBW	-	189x185x185	25	24/48V CV	-	3	Yes	5000	3	67	0	RGB-W			1	Y	3
C00923	Suelo_RJ	RGBW	-	189x185x185	25	24/48V CV	-	3	Yes	5000	3	67	0	RGB-W			1	Y	3
C00924	Suelo_RXF	RGBW	-	189x180x180	25	24/48V CV	-	3	Yes	5000	3	67	0	RGB-W			1	Y	3
C00925	Suelo_RF	RGBW	-	189x180x180	25	24/48V CV	-	3	Yes	5000	3	67	0	RGB-W			1	Y	3
C00926	Suelo_RXFJ	RGBW	-	189x180x180	25	24/48V CV	-	3	Yes	5000	3	67	0	RGB-W			1	Y	3
C00927	Suelo_RFJ	RGBW	-	189x180x180	25	24/48V CV	-	3	Yes	5000	3	67	0	RGB-W			1	Y	3

***L'insieme faretto + controcassa una volta installati grarantisce la resistenza al carico statico pari a quanto tiportato in tabella.** **Ta -20°C ÷ +50°C**

Once installed, the spotlight + housing assembly guarantees static load resistance equal to the values given in the table.

SERIES: SUELO 22-25W | SUELO 45-48.2W

BRAND: i-LèD

ACCESSORI NON INCLUSI / *NOT INCLUDED ACCESSORIES*

CONTROCASSA
OUTER CASING

SUELO 13-25W

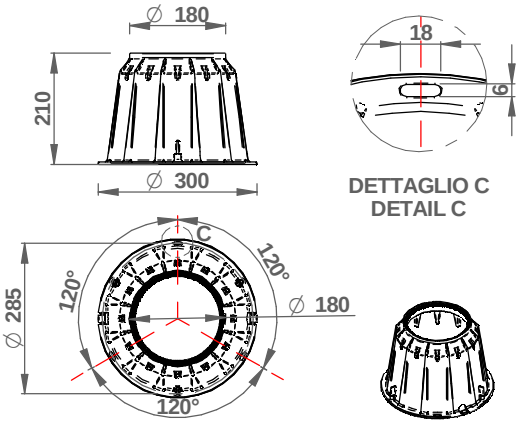

83328

CONTROCASSA
OUTER CASING

SUELO 41-48W

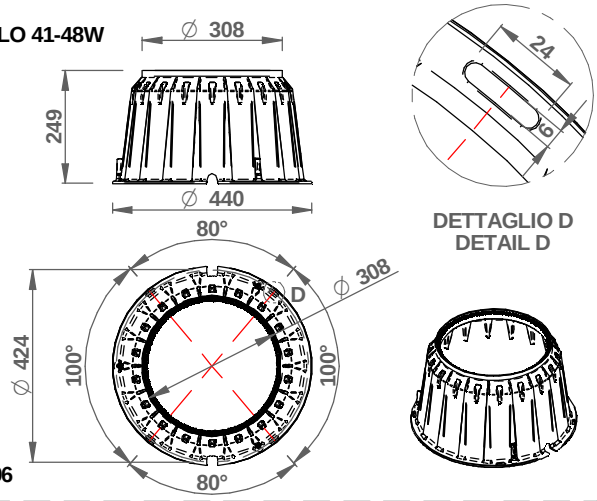

83096

TAPPO POLISTIROLO CONTROCASSA
OUTER CASING POLYSTYRENE CAP

SUELO_R 13-25W

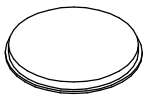

83331

TAPPO INFERIORE CONTROCASSA
OUTER CASING BOTTOM CAP

SUELO_R 13-25W



83330

TAPPO POLISTIROLO CONTROCASSA
OUTER CASING POLYSTYRENE CAP

SUELO_R 41-48W

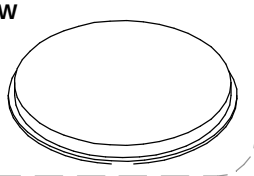

83097

TAPPO POLISTIROLO CONTROCASSA
OUTER CASING POLYSTYRENE CAP

SUELO_RF 13-25W



83329

TAPPO INFERIORE CONTROCASSA
OUTER CASING BOTTOM CAP

SUELO_R 41-48W

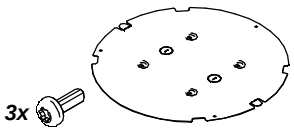

83099

TAPPO POLISTIROLO CONTROCASSA
OUTER CASING POLYSTYRENE CAP

SUELO_RF 41-48W

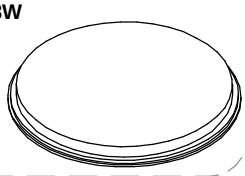

83098

PRE-INSTALLAZIONE / *PRE-INSTALLATION*

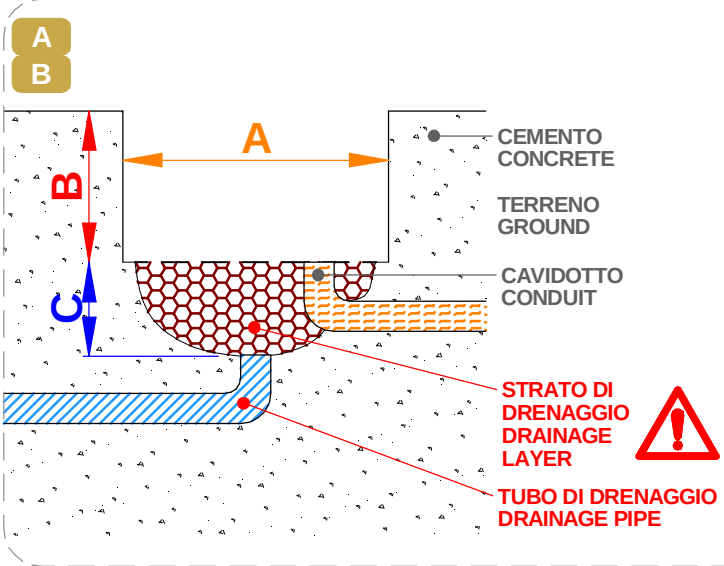

IL SISTEMA DI DRENAGGIO, CHE COMPRENDE UNO STRATO DI INERTI DI TAGLIA MEDIA ED UNA TUBAZIONE PER LO SMALTIMENTO RAPIDO DI ACQUA SONO OBBLIGATORI PER L'INTALLAZIONE

THE DRAINAGE SYSTEM, WHICH INCLUDES A LAYER OF MEDIUM-SIZED AGGREGATES AND A PIPE FOR THE QUICK DISPOSAL OF WATER, IS MANDATORY FOR INSTALLATION

TABELLA DELLE DIMENSIONI
DIMENSIONS TABLE

POWER	*ART.*	*A [mm]*	*B [mm]*	*C [mm]*
13-25W	SUELO_R	305	210	min 150
	SUELO_RJ			
	SUELO_RX			
	SUELO_RXJ			
	SUELO_RF		213	
	SUELO_RJF			
	SUELO_RXF			
	SUELO_RXJF			
41-48W	SUELO_RX	445	250	
	SUELO_RXJ			
	SUELO_RXF		253	
	SUELO_RXJF			

SERIES: SUELO 22-25W | SUELO 45-48.2W

BRAND: i-LèD

83330

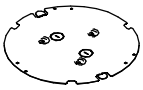

83099

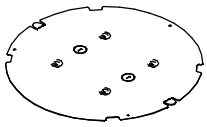

TAPPO INFERIORE NON NECESSARIO PER INSTALLAZIONE SU TERRENO

BOTTOM CAP NOT REQUIRED FOR GROUND INSTALLATION

INSTALLAZIONE TAPPO INFERIORE / *INSTALLATION BOTTOM CAP*

A 1
B

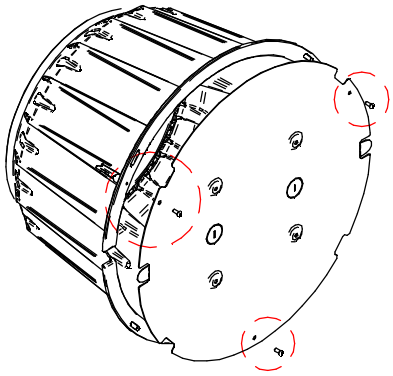

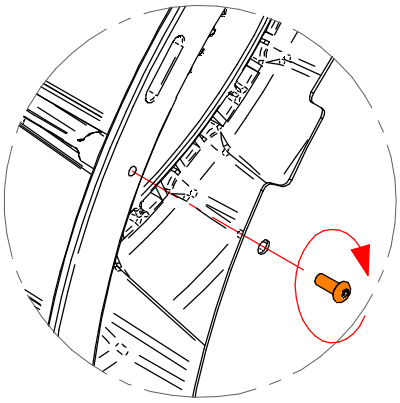

INSTALLAZIONE CON INGRESSO CAVI DAL BASSO / *INSTALLATION WITH CABLE ENTRY FROM BELOW*

A 1
B

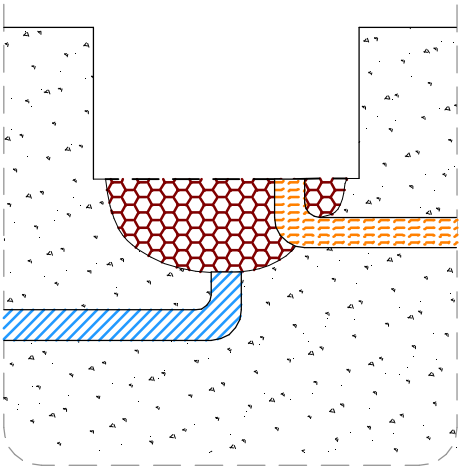

A 2
B

SENZA TAPPO INFERIORE CONTROCASSA
WITHOUT OUTER CASING BOTTOM CAP

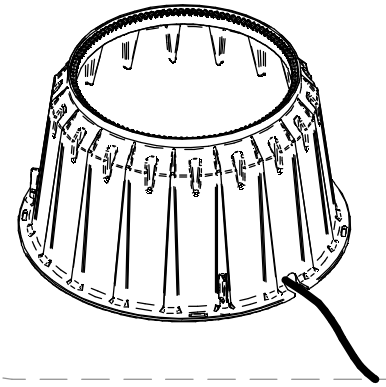

A 3
B

CON TAPPO INFERIORE
WITH OUTER CASING

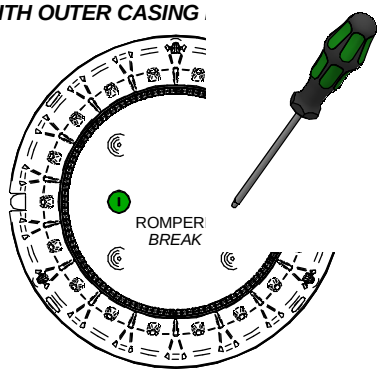

A 4
B

CON TAPPO INFERIORE CONTROCASSA
WITH OUTER CASING BOTTOM CAP

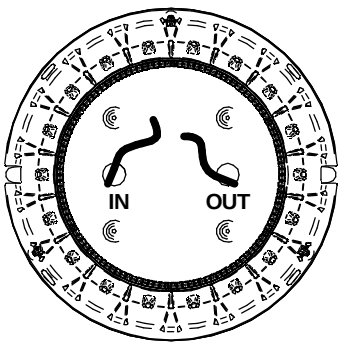

A 5
B

CON TAPPO INFERIORE CONTROCASSA
WITH OUTER CASING BOTTOM CAP

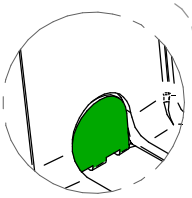

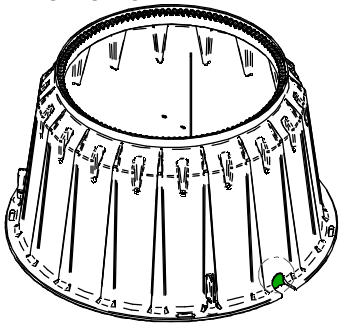

SERIES: SUELO 22-25W | SUELO 45-48.2W

BRAND: i-LèD

INSTALLAZIONE CON INGRESSO CAVI DAI LATI / *INSTALLATION WITH CABLE ENTRY FROM THE SIDES*

A 1
B

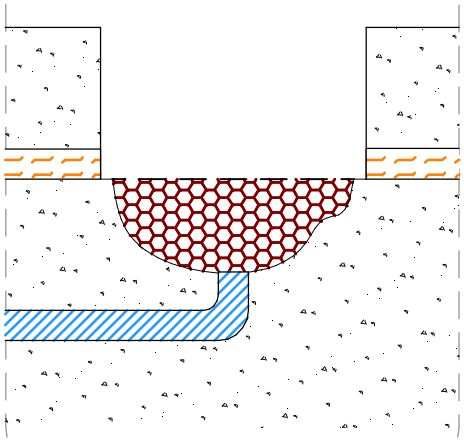

A 2
B

SENZA TAPPO INFERIORE CONTROCASSA
WITHOUT OUTER CASING BOTTOM CAP

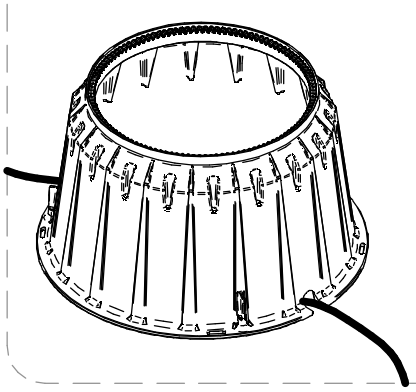

A B 3

CON TAPPO INFERIORE CONTROCASSA
WITH OUTER CASING BOTTOM CAP

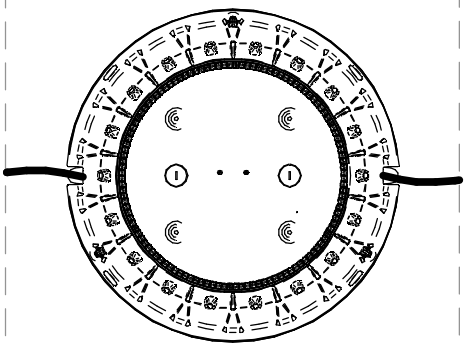

FISSAGGIO CONTROCASSA A SUPERFICE / SURFACE OUTERCASING FIXING

A B 4

CON TAPPO INFERIORE CONTROCASSA
WITH OUTER CASING BOTTOM CAP

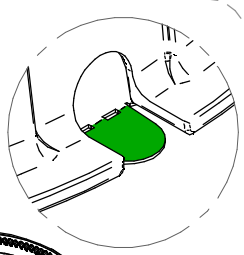

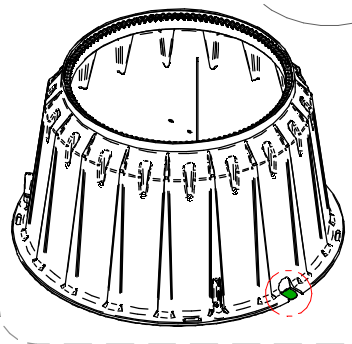

A
B
1

NON INCLUSE
NOT INCLUDED

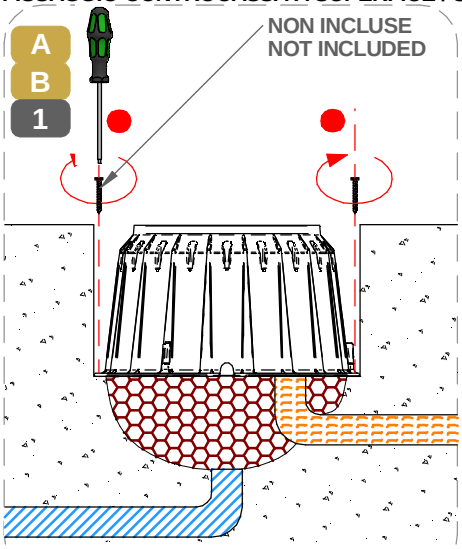

A 2.A

SENZA TAPPO INFERIORE CONTROCASSA
WITHOUT OUTER CASING BOTTOM CAP

SUELO 13-25W
83328

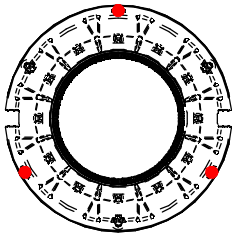

● PUNTI DI FISSAGGIO | *ANCHOR POINTS*

B 2.B

SENZA TAPPO INFERIORE CONTROCASSA
WITHOUT OUTER CASING BOTTOM CAP

SUELO 41-48W
83096

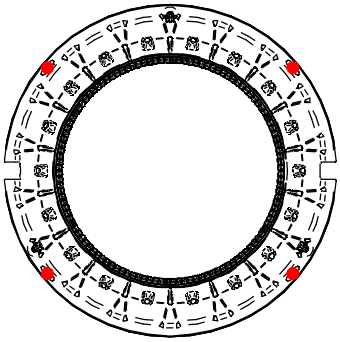

● PUNTI DI FISSAGGIO | *ANCHOR POINTS*

A 3.A

CON TAPPO INFERIORE CONTROCASSA
WITH OUTER CASING BOTTOM CAP

SUELO 13-25W
83328 + 83330

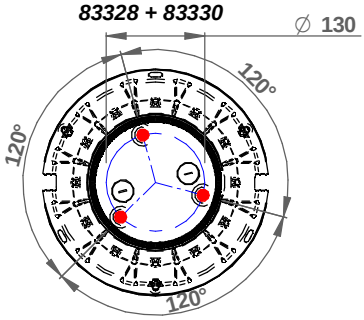

● PUNTI DI FISSAGGIO | *ANCHOR POINTS*

B 3.B

CON TAPPO INFERIORE CONTROCASSA
WITH OUTER CASING BOTTOM CAP

SUELO 41-48W
83096 + 83099

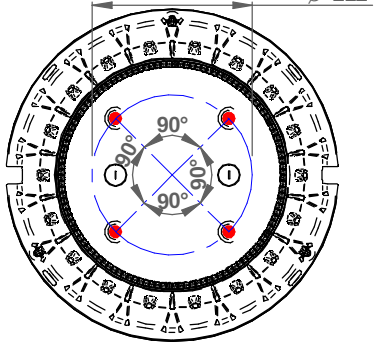

● PUNTI DI FISSAGGIO | *ANCHOR POINTS*

SERIES: SUELO 22-25W | SUELO 45-48.2W

BRAND: i-LèD

POSIZIONAMENTO POLISTIROLO | *POLYSTYRENE PLACING*

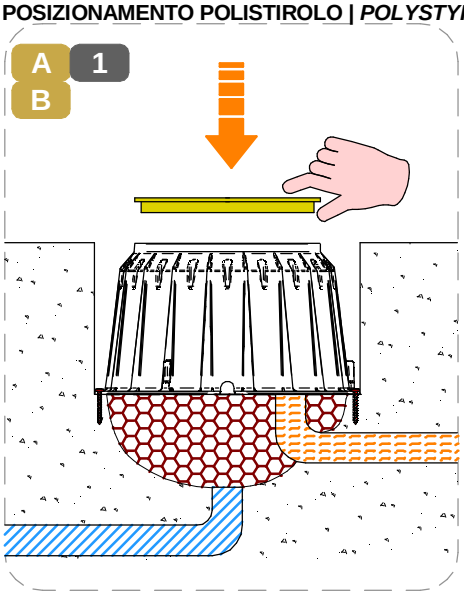

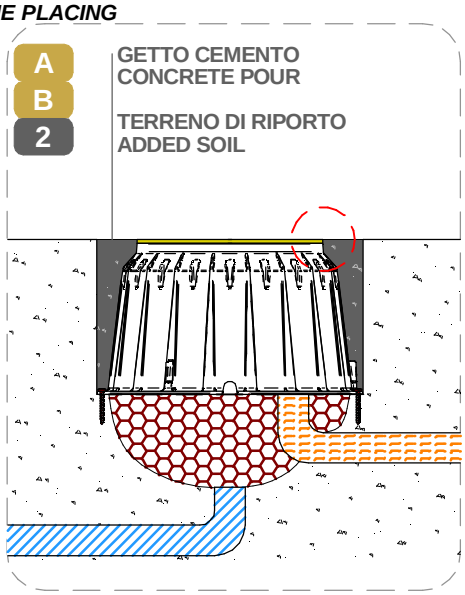

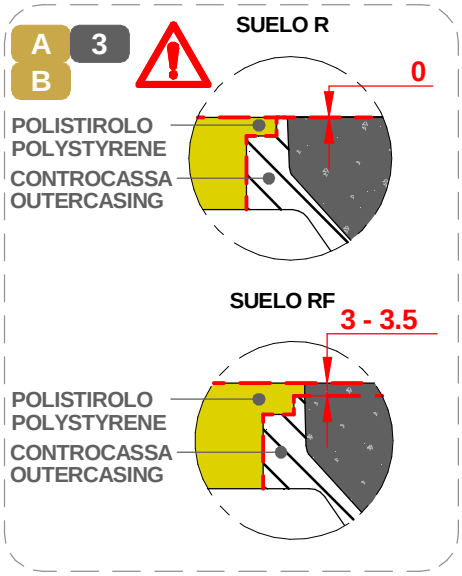

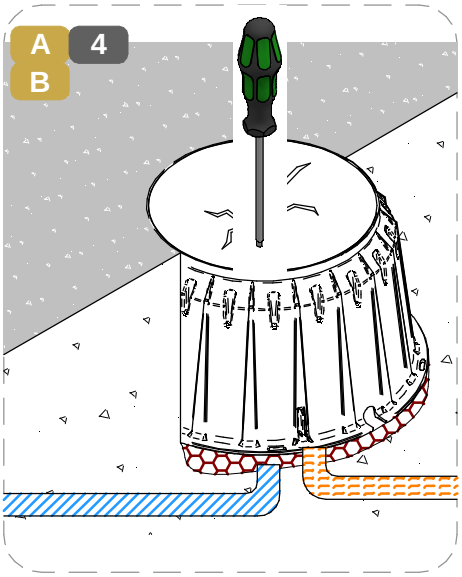

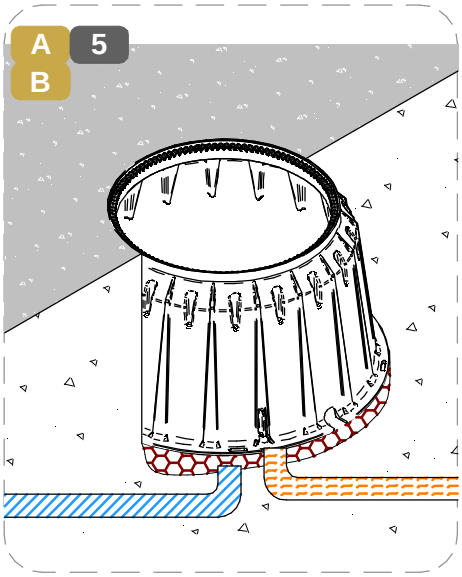

REGOLAZIONE | *ADJUSTMENT*

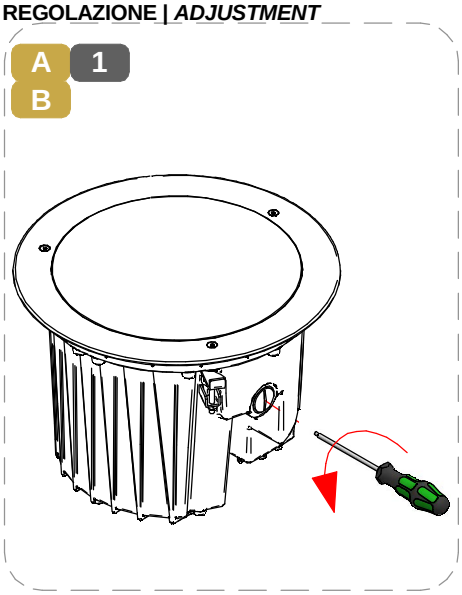

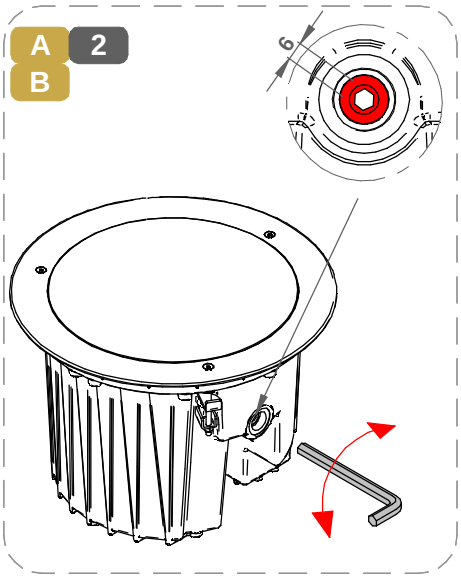

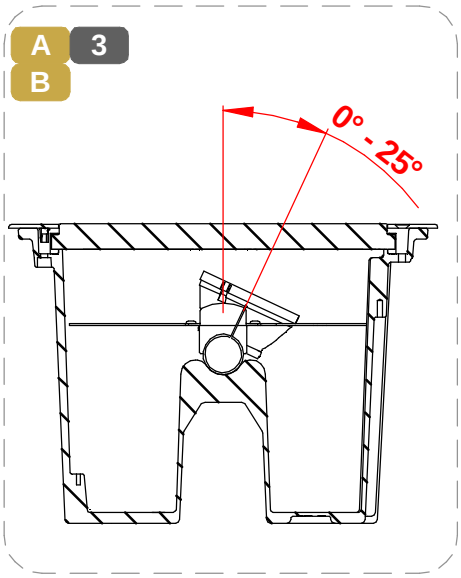

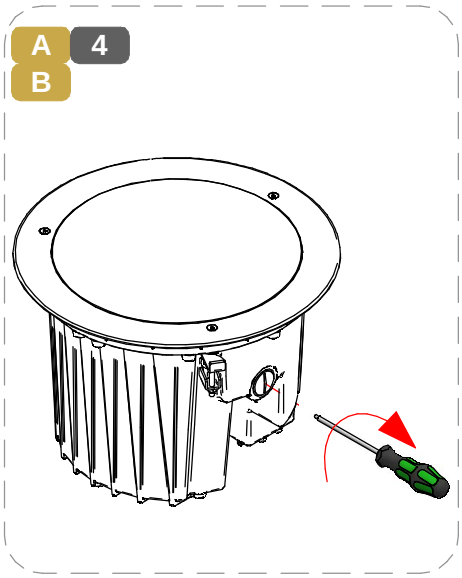

SERIES: SUELO 22-25W | SUELO 45-48.2W

BRAND: i-LèD

CABLAGGIO | *WIRING*

A 1 B

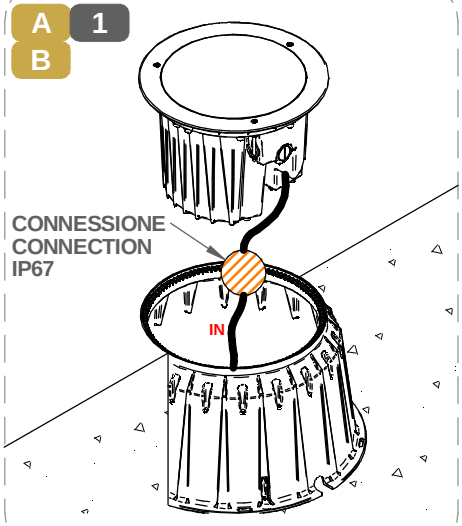

A 2 B

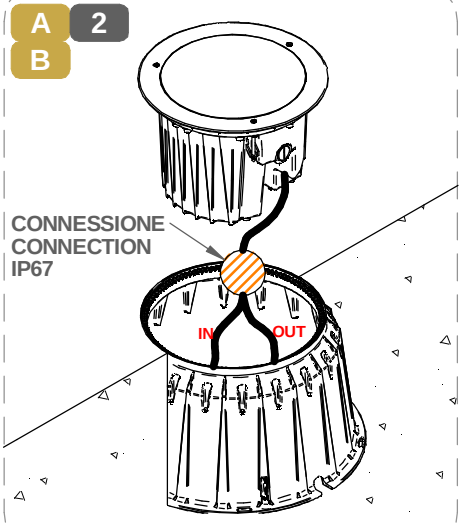

A 3 B

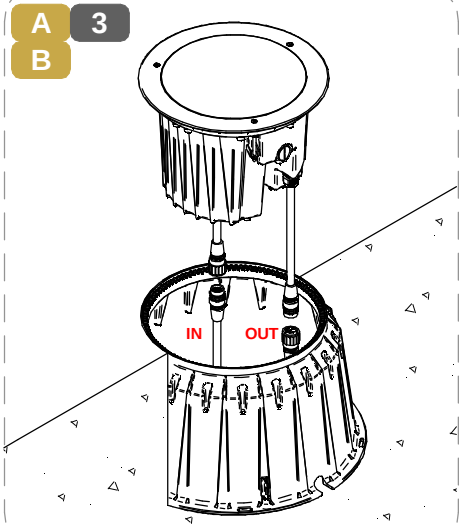

A 4 B

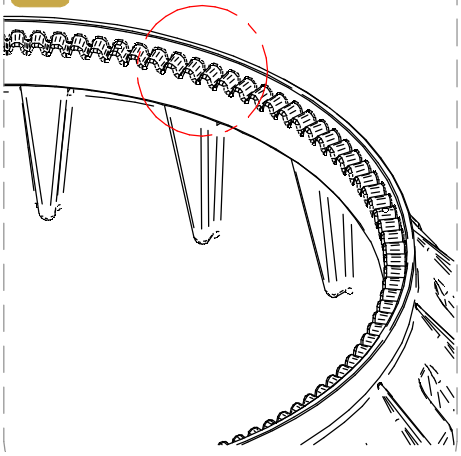

A 5 B

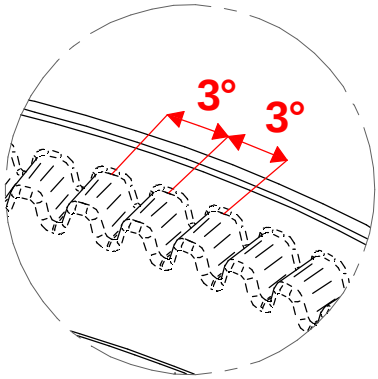

INSTALLAZIONE | *INSTALLATION*

A 1.A **SUELO 13-25W**

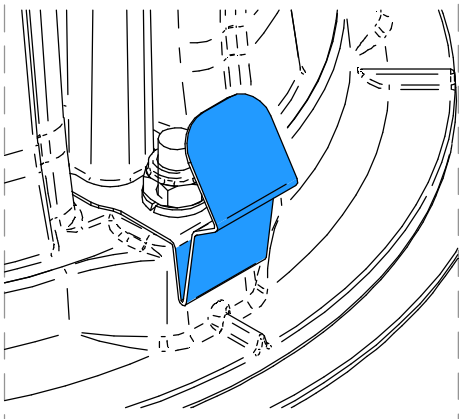

A 2.A **SUELO 13-25W**

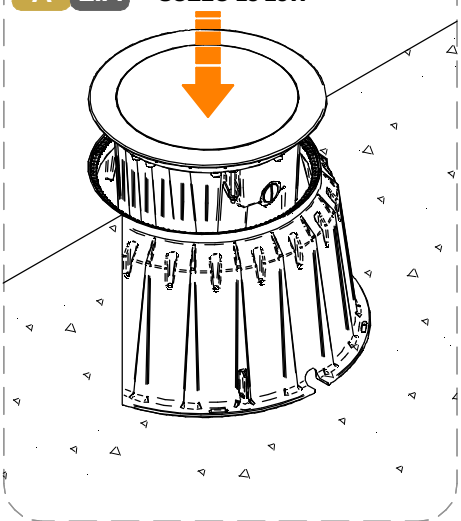

A 3.A **SUELO 13-25W**

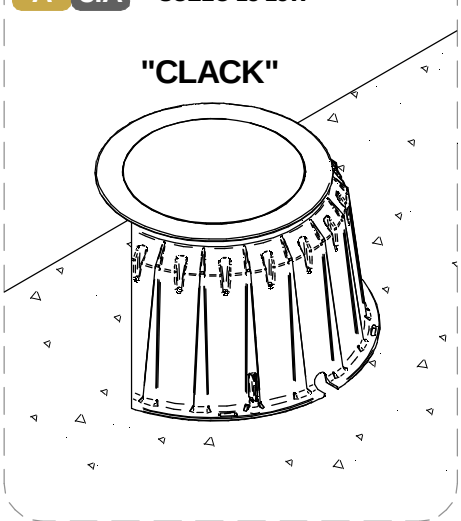

B 1.B **SUELO 41-48W**

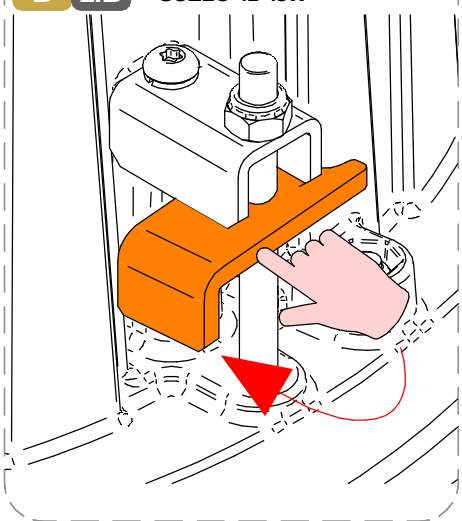

SERIES: SUELO 22-25W | SUELO 45-48.2W

BRAND: i-LèD

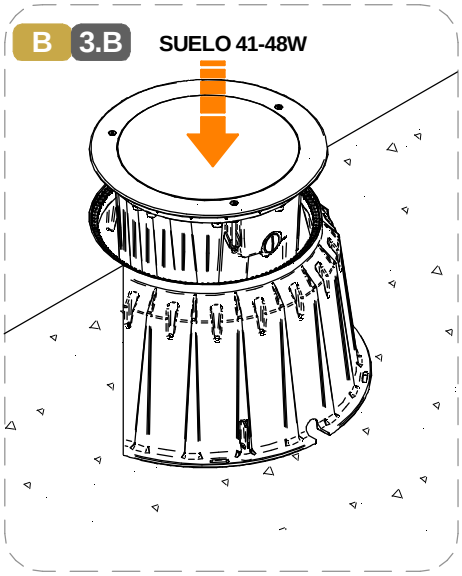

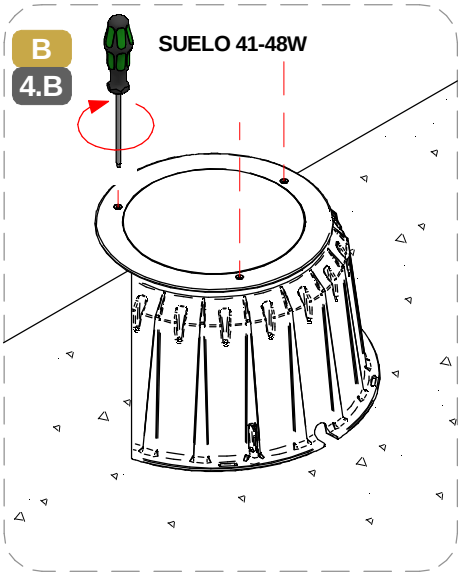

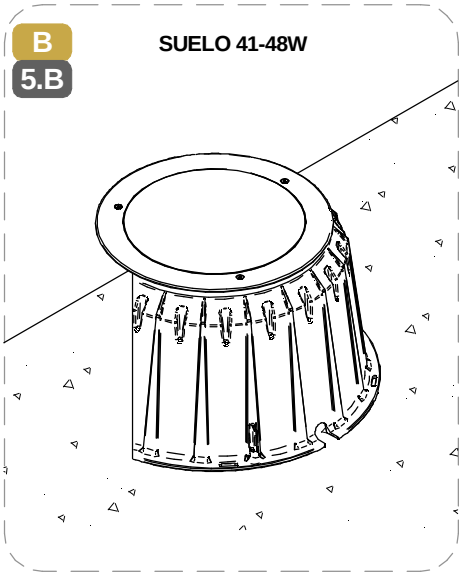

DISINSTALLAZIONE | UNINSTALL



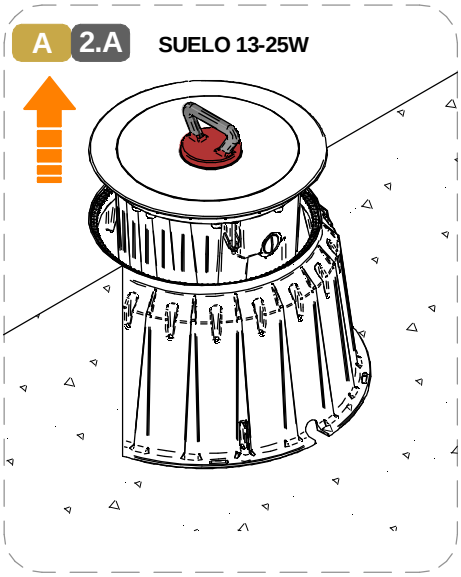

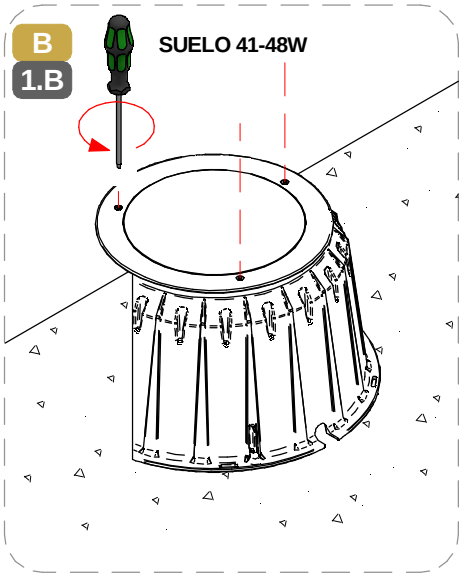

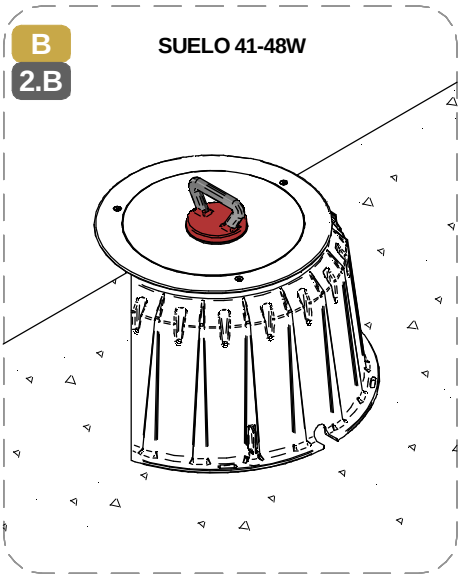

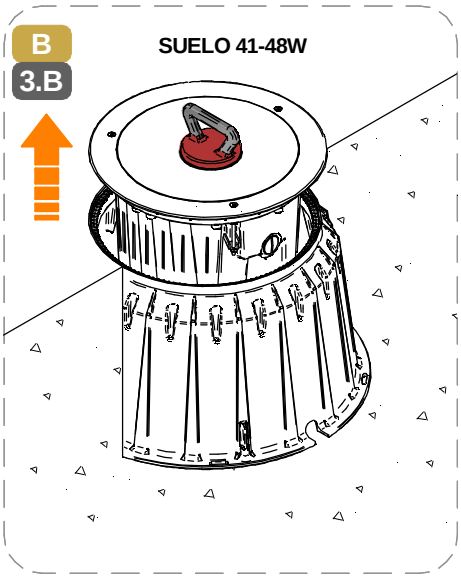

SERIES: SUELO 22-25W | SUELO 45-48.2W

BRAND: i-LED

MARRONE / BROWN = LINEA / *LINE*
AZZURRO / LIGHT BLUE = NEUTRO / *NEUTRAL*
GIALLO-VERDE / YELLOW-GREEN = TERRA / EARTH CPC | PE

CABLAGGIO / *WIRING*

1

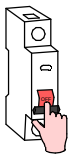

TUTTE LE OPERAZIONI DI COLLEGAMENTO ALLA RETE ELETTRICA DEVONO ESSERE CONDOTTE IN MANCANZA DI TENSIONE

ALL THE WIRING OPERATION MUST BE PERFORMED WITH MCB IN OFF POSITION

2



SE IL PRODOTTO E' DEFINITO IN CLASSE 1, IL CONDUTTORE DI MESSA A TERRA DI PROTEZIONE DEVE ESSERE SEMPRE COLLEGATO

IF THE FITTING IS CLASS 1 RATED, THE CPC | EARTH | PE CONDUCTOR MUST BE CONNECTED

3

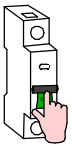

SE L'IMPIANTO E' STATO COMPLETATO ED E' IN SICUREZZA, PUO' ESSERE ALIMENTATO

WHEN THE CIRCUIT IS COMPLETED AND SAFE, MCB CAN BE SET IN ON POSITION



SE IL PRODOTTO E' DEFINITO IN CLASSE 3, IL CIRCUITO SECONDARIO A BASSA TENSIONE DEVE ESSERE COLLEGATO ALL'ALIMENTATORE PRIMA CHE QUESTO SIA SOTTO TENSIONE

IF THE FITTING IS CLASS 3 RATED, THE LOW VOLTAGE CIRCUIT MUST BE WIRED BEFORE THE POWER SUPPLY IS POWERED ON

SE IL CARICO VENISSE COLLEGATO AD ALIMENTATORE SOTTO TENSIONE, I PRODOTTI POTREBBERO DANNEGGIARSI, SUBENDO UN DANNO DA SOVRATENSIONE

IF THE LOAD IS WIRED TO AN ALREADY ON POWER SUPPLY, THE FITTINGS COULD BE DAMAGED BY VOLTAGE SURGE

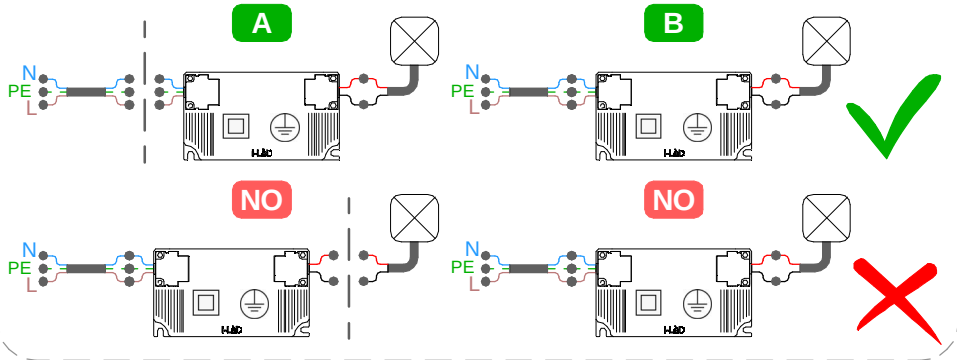



SI PREGA SEGUIRE LE BUONE PRATICHE DI DIMENSIONAMENTO E SEZIONAMENTO DELL'IMPIANTO ELETTRICO, TENENDO PRESENTE: LE CARATTERISTICHE DELL' INTERRUTTORE DIFFERENZIALE ED IL NUMERO DI ARTICOLI COLLEGATI ALLA LINEA ELETTRICA; QUESTO PER AGEVOLARE L'IDENFICAZIONE DI EVENTUALI ANOMALIE SULLA LINEA ELETTRICA

PLEASE FOLLOW THE BEST PRACTICES IN ELECTRICAL SYSTEM DESIGN, PAING ATTENTION TO THE RCCB SWITCH CHARACTERISTICSAND THE NUMBER OF FITTINGS CONNECTED TO THE ELETRICAL LINE; THIS HELPS TO IDENTIFY POSSIBLE ANOMALIES ON THE ELETRICAL LINE



Per ridurre il rischio di strangolamento, il cavo flessibile collegato all'aparecchio deve essere efficacemente fissato alla parete, se si trova all'interno del volume di accessibilità.
To reduce the risk of strangulation, the flexible cable connected to the device must be securely fixed to the wall if it is located within the accessible area.

ASSICURARSI CHE LA CONTROCASSA SIA POSIZIONATA SU UNA SUPEFICIE PIANA

MAKE SURE THE OUTER CASING IS PLACED ON A FLAT SURFACE

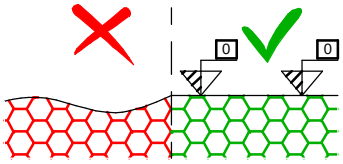

AC

CORRENTE ALTERNATA
MAX. DISTANZA TRA DRIVER ED ULTIMO PRODOTTO | SEZIONE CAVO
ALTERNATE CURRENT
DRIVER TO LAST LIGHT FITTING MAX DISTANCE | WIRE SECTION

SEZIONE *SECTION* [mm2]	1	1.5	2.5
LUNGHEZZA *LENGHT* [m]	50	75	130

* Distanza massima dal driver all'ultimo articolo della linea a massimo carico.
Per lunghezze massime dei cavi effettive,fare riferimento a support@linealight.com
** Maximum distance between LED driver and last device at full load.*
For effective maximum cable lengths,please refer to support@linealight.com

TIPO DI CONNESSIONE
TYPE OF CONNECTION

X: Se il cavo flessibile esterno di questo apparecchio è danneggiato, deve essere sostituito da un cavo speciale, disponibile esclusivamente presso il fabbricante, o il suo servizio di assistenza.
X: If the external flexible cable of this appliance is dameged, it must be replaced with a special cable, which is only avaible from the manufacturer or its service department.

Y: Se il cavo flessibile esterno di questo apparecchio è danneggiato, deve essere sostituito esclusivamente dal fabbricante, dal suo servizio di assistenza o da personale qualificato equivalente, al fine di evitare pericoli.
Y: If the external flexible cable of this appliance is dameged, it must only be replaced by the manufacturer, its service department or equivalent qualified personell in order to avoid danger.

Z: Il cavo flessibile esterno di questo apparecchio non può essere sostituito; se il cavo è danneggiato l'apparecchio deve essere distrutto.
Z: The external flexible cable fo this appliance cannot be replaced; if the cable is dameged, the appliance must be destroyed.

SERIES: SUELO 22-25W | SUELO 45-48.2W

BRAND: i-LèD

DISPOSITIVI DI CONTROLLO | *CONTROL DEVICES*

MCB

N° DI PRODOTTI PER MAGNETORTERMICO
N° OF LIGHT FITTINGS PER MCB

CODICE *CODE*	B10	B16	B20	C10	C16	C20
76116	22	36	45	37	60	75
76117	22	36	45	37	60	75
76118	22	36	45	37	60	75
76125	16	25	31	25	40	50
76126	16	25	31	25	40	50
76127	16	25	31	25	40	50
76134	22	36	45	37	60	75
76135	22	36	45	37	60	75
76140	16	25	31	25	40	50
76141	16	25	31	25	40	50
76146	22	36	45	37	60	75
76147	22	36	45	37	60	75
76148	22	36	45	37	60	75
76155	16	25	31	25	40	50
76156	16	25	31	25	40	50
76157	16	25	31	25	40	50
76164	22	36	45	37	60	75
76165	22	36	45	37	60	75
76170	16	25	31	25	40	50
76171	16	25	31	25	40	50
77111	22	36	45	37	60	75
77112	22	36	45	37	60	75
77113	22	36	45	37	60	75
77120	16	25	31	25	40	50
77121	16	25	31	25	40	50
77122	16	25	31	25	40	50
77129	9	17	20	17	27	33
77130	9	17	20	17	27	33
77135	16	25	31	25	40	50
77136	16	25	31	25	40	50
77141	22	36	45	37	60	75
77142	22	36	45	37	60	75
77143	22	36	45	37	60	75
77150	16	25	31	25	40	50
77151	16	25	31	25	40	50
77152	16	25	31	25	40	50
77159	22	36	45	37	60	75
77160	16	25	31	25	40	50
77161	8	15	18	15	24	30
77162	8	15	18	15	24	30
77165	16	25	31	25	40	50
77166	16	25	31	25	40	50
77167	16	25	31	25	40	50
77168	16	25	31	25	40	50
82713	17	27	34	28	45	56
82714	17	27	34	28	45	56
82716	18	30	37	31	50	62
82717	18	30	37	31	50	62
82719	17	27	34	28	45	56
82720	18	30	37	31	50	62

MCB

N° DI PRODOTTI PER MAGNETORTERMICO
N° OF LIGHT FITTINGS PER MCB

CODICE *CODE*	B10	B16	B20	C10	C16	C20
82721	17	27	34	28	45	56
82722	18	30	37	31	50	62
82723	9	15	18	15	25	31
82724	9	15	18	15	25	31
83776	17	27	34	28	45	56
83777	17	27	34	28	45	56
83779	18	30	37	31	50	62
83780	18	30	37	31	50	62
83925	17	27	34	28	45	56
83926	17	27	34	28	45	56
83928	18	30	37	31	50	62
83929	18	30	37	31	50	62
83931	17	27	34	28	45	56
83932	17	27	34	28	45	56
83934	18	30	37	31	50	62
83935	18	30	37	31	50	62
83937	17	27	34	28	45	56
83938	18	30	37	31	50	62
83939	17	27	34	28	45	56
83940	18	30	37	31	50	62
83941	9	15	18	15	25	31
83942	9	15	18	15	25	31

REASON_150 | 24V CV
150W



99331

CAVO DMX / *DMX CABLE*



84865

Cavi Iniziale
Start Cables
All in One DMX + 230V AC



98660 | 1m
98661 | 5m
F. 6pin

STORMSHIELD | 48V CV
150W



99784

STORMSHIELD | 48V CV
240W



99785

Giant AQUALED
48W



89359

STORMSHIELD | 24V CV
240W



99786

Tappo di Chiusura | All In ONE
End Cap All In One
230V AC + DMX



98986

Cavi di Estensione
Extension Cables
All in One DMX + 230V AC



98662 | 1m
98663 | 5m
F. + M 6pin

SERIES: SUELO 22-25W | SUELO 45-48.2W

BRAND: i-LèD

All In One
Splitter 230V AC + DMX



98985 | Start Splitter
99390 | Continuity Splitter

Giunzione a T per Parallelo
T Junction for Parallel Wiring
All In One 230V AC + DMX



C-W400004

STICK DE3 | DMX MASTER



99234/99235 + 99184 (driver)
98140 (controcassa/casing)

STICK GU1 | DMX MASTER



99045/99046 + 99184 (driver)
98140 (controcassa/casing)

SLESA U11 | DMX MASTER



83243 + 83244 (driver)
84869 (connettore/*connector*
XLR 3 pin)

DINA DR2 | DMX MASTER



C-E700046

CABLAGGIO IN PARALLELO | *PARALLEL WIRING*
TENSIONE DI RETE | *MAINS VOLTAGE*

AC 1

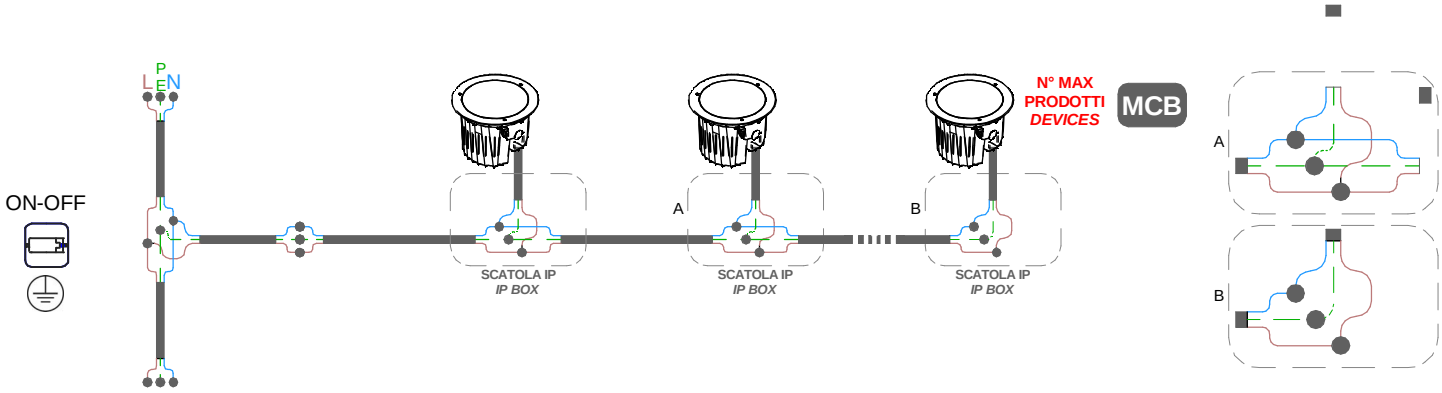

CABLAGGIO IN PARALLELO | *PARALLEL WIRING*
TENSIONE DI RETE | *MAINS VOLTAGE*

AC 2

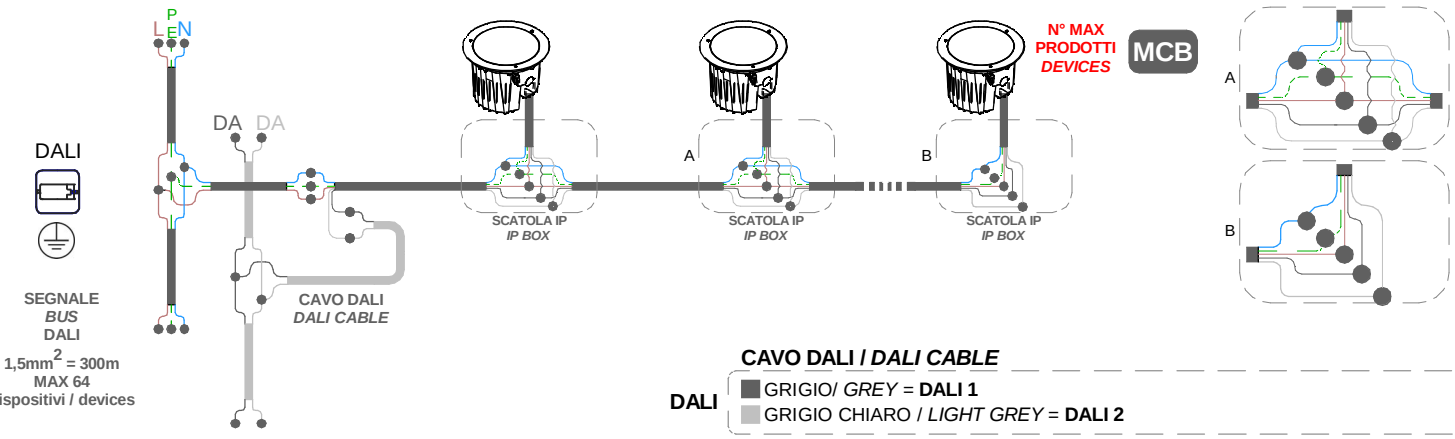

CAVO DALI / *DALI CABLE*

DALI
- GRIGIO/ *GREY* = **DALI 1**
- GRIGIO CHIARO / *LIGHT GREY* = **DALI 2**

SERIES: SUELO 22-25W | SUELO 45-48.2W

BRAND: i-LèD

DMX | RDM All in One 24/ 48V CV CV 3

CABLAGGIO IN & OUT
IN & OUT WIRING

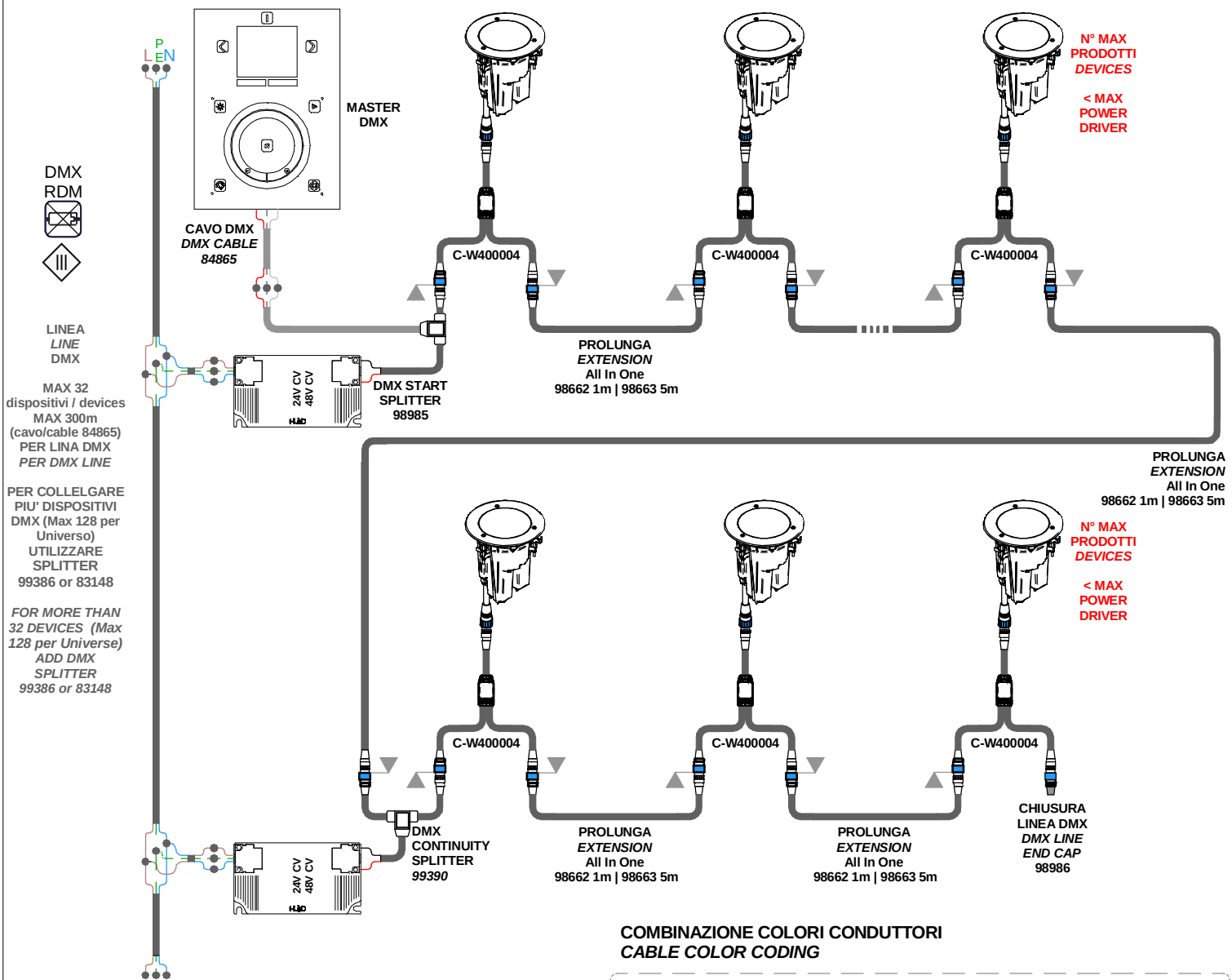

FEMMINA / *FEMALE*

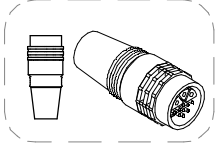

MASCHIO / *MALE*

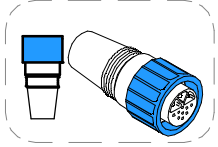

COMBINAZIONE COLORI CONDUTTORI
CABLE COLOR CODING

24 V
48 V
- MARRONE / BROWN = **POSITIVO + / *POSITIVE +***
- AZZURRO / LIGHT BLUE = **NEGATIVO / *NEGATIVE -***

CAVO DMX / *DMX CABLE*

DMX
- ROSSO / RED = **DMX POSITIVO + / DMX POSITIVO +**
- CALZA / SHIELD = **DMX GND**
- BIANCO / WHITE = **DMX NEGATIVO - / DMX NEGATIVE -**

MAX. DISTANZA TRA DRIVER ED ULTIMO PRODOTTO | SEZIONE CAVO *DRIVER TO LAST LIGHT FITTING MAX DISTANCE | WIRE SECTION*	ALIMENTAZIONE POWER IN	POTENZA POWER [W]	SEZIONE *SECTION* [mm2]	LUNGHEZZA *LENGHT* [m]
	24V	25	1,5	30
		12,6		
	48V	25		60
		12,6		

* Distanza massima dal driver all'ultimo articolo della linea a massimo carico. Per lunghezze massime dei cavi effettive,fare riferimento a support@linealight.com * Maximum distance between LED driver and last device at full load. For effective maximum cable lengths,please refer to support@linealight.com

SERIES: SUELO 22-25W | SUELO 45-48.2W

BRAND: i-LèD

DMX | RDM All in One
CABLAGGIO IN & OUT
IN & OUT WIRING

AC 4

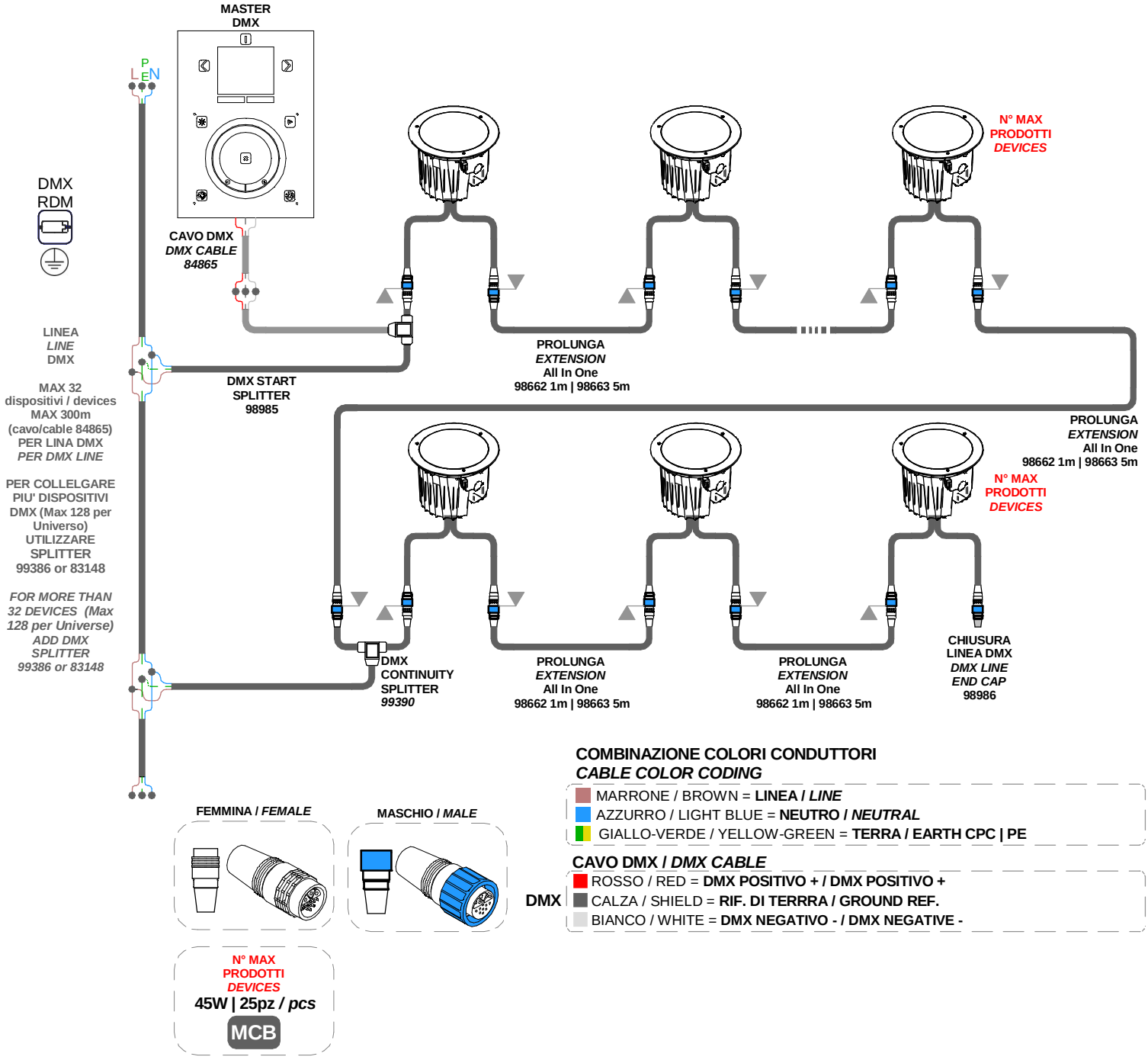

COMBINAZIONE COLORI CONDUTTORI
CABLE COLOR CODING

- MARRONE / BROWN = **LINEA / *LINE***
- AZZURRO / LIGHT BLUE = **NEUTRO / *NEUTRAL***
- GIALLO-VERDE / YELLOW-GREEN = **TERRA / EARTH CPC | PE**

CAVO DMX / *DMX CABLE*

DMX
- ROSSO / RED = **DMX POSITIVO + / DMX POSITIVO +**
- CALZA / SHIELD = **RIF. DI TERRRA / GROUND REF.**
- BIANCO / WHITE = **DMX NEGATIVO - / DMX NEGATIVE -**

FEMMINA / *FEMALE*

MASCHIO / *MALE*

N° MAX PRODOTTI *DEVICES*
45W | 25pz / *pcs*
MCB