linea light group	ISTRUZIONI DI MONTAGGIO *MOUNTING INSTRUCTIONS*	REVISIONE N°. *REVISION N°.*	DATA	Q1408
		Rev. 1	3/16/2026	

SERIE | *SERIES*: RYO, RYO_PRO

BRAND: i-LED

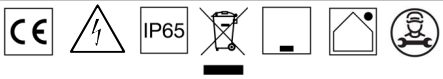

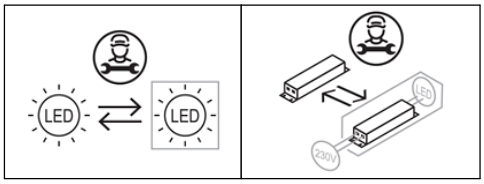

RYO
RYO-PRO
A
ASIMMETRICO
ASYMMETIC
180°



RYO
B
ASIMMETRICO
ASYMMETIC
360°



CODICI | *CODES*

CODE	LED Type	H [mm]	Emission	Dimensions [mm]	Power [W]	Input Voltage AC [V]	Weight [Kg]	Safety Class	IP	IK	CRI	CCT [°K] - Energy Class 2700	CCT [°K] - Energy Class 3000	CCT [°K] - Energy Class 4000	N° Light Source	Type of Conn.
64761	C.C.	250	180°	Ø 150 x 124	5,5	220-240	2.15	2	65	9	80	E	D	D	1	Y
64759																
64760																
C01765																
C01768	220V DIRECT				7			1				F	F	F		
C01769		750			10		4.2									
C01766	C.C.				13,5			2				E	D	D		
64734		820			10		4.5									
64721							4.05									
64726																
C01770	220V DIRECT	1050					5.4	1				F	F	F		
C01767	C.C.				13,5		5.4	2				E	D	D		
64736		1120			10		5.59									
64723																
64728																
64764		250	360°	Ø 150 x 97	10		2.15					E	D	D	2	
64762																
64763																
64735		820			20		4.05									
64722																
64727																
64737		1120					5.59									
64724																
64729																

Ta: -20°C ÷ 50°C

linea light group	**ISTRUZIONI DI MONTAGGIO** *MOUNTING INSTRUCTIONS*	**REVISIONE N°.** *REVISION N°.*	**DATA**
		Rev. 1	**3/16/2026**

Q1408

SERIE | *SERIES*: RYO, RYO_PRO
BRAND: i-LèD

FORI PER INGRESSO CAVI *CABLE ENTRY HOLES*

SEGUIRE IL FOGLIO DI ISTRUZIONI *FOLLOW INSTRUCTION MANUAL* **Q1423**

ACCESSORI NON INCLUSI / *NOT ACCESSORIES INCLUDED*

VITI, TASSELLI
SCREWS, ANCHORS

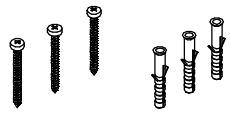

TIRANTI PER CALCESTRUZZO
TIE RODS

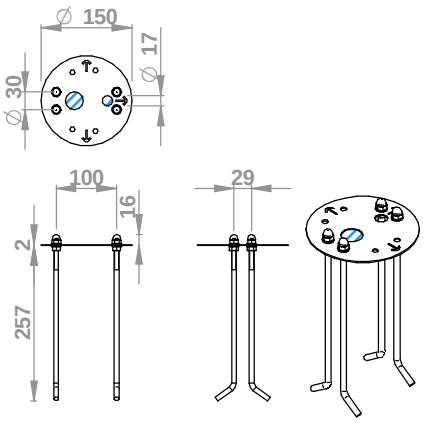

ASSICURARSI CHE LA CONTROCASSA OD IL PRODOTTO SIANO POSIZIONATI SU UNA SUPEFICE PIANA
MAKE SURE THE OUTER CASING OR THE LIGHT FITTING ARE PLACED ON A FLAT SURFACE

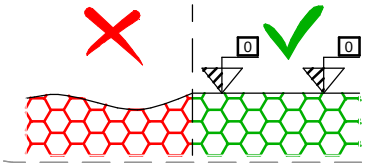

DIMENSIONI / *DIMENSIONS*

A

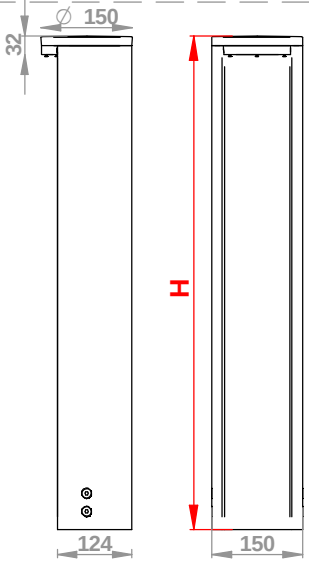

B

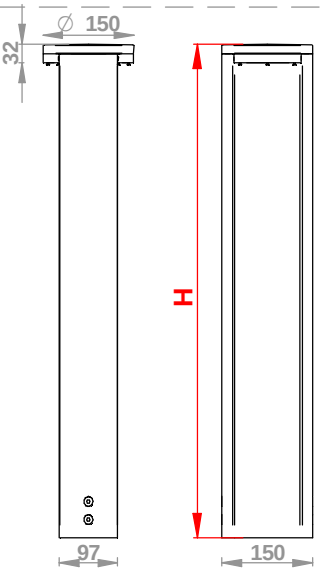

A

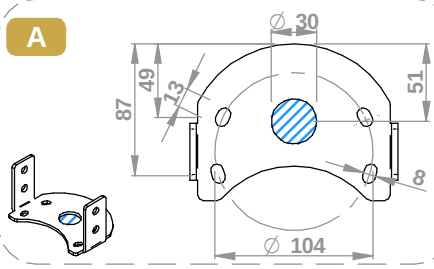

B

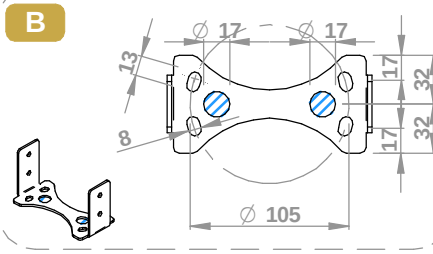

A
B
1.A

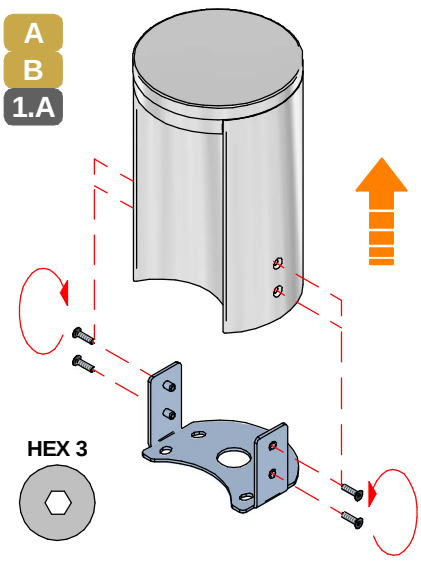

A
B
2.A

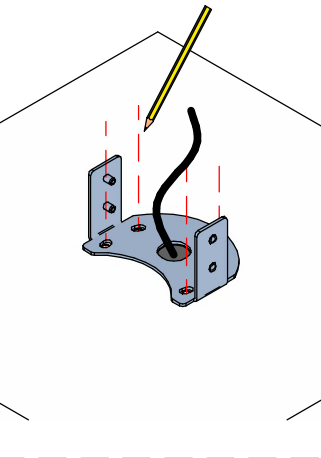

A
B
3.A

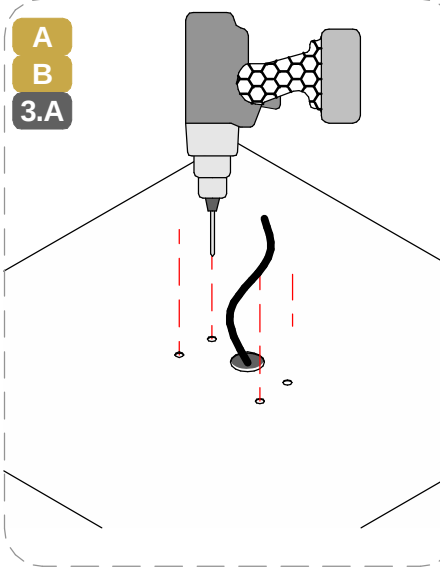

SERIE | *SERIES*: RYO, RYO_PRO
BRAND: i-LèD

IP68 **CONNESSIONE IP | INCLUSA**
IP CONNECTION | INCLUDED

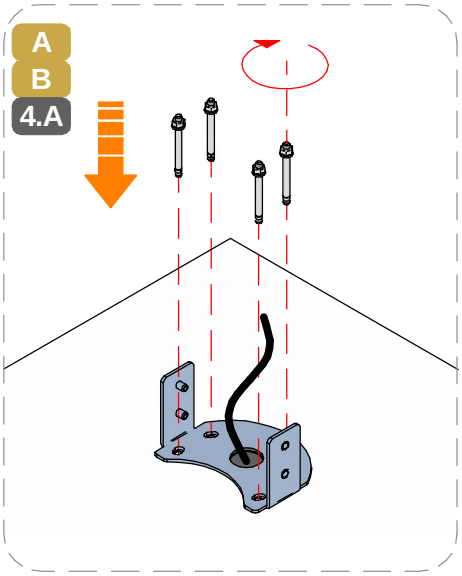

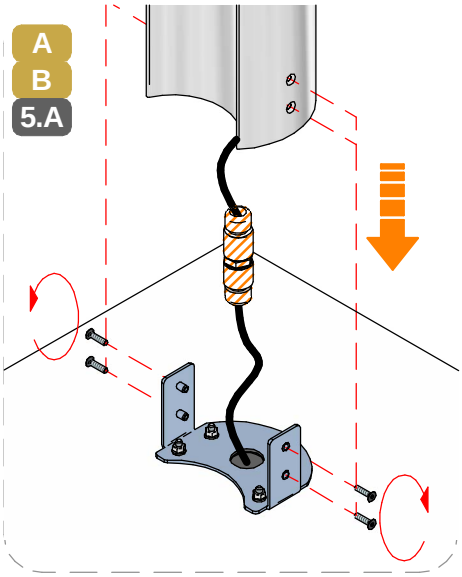

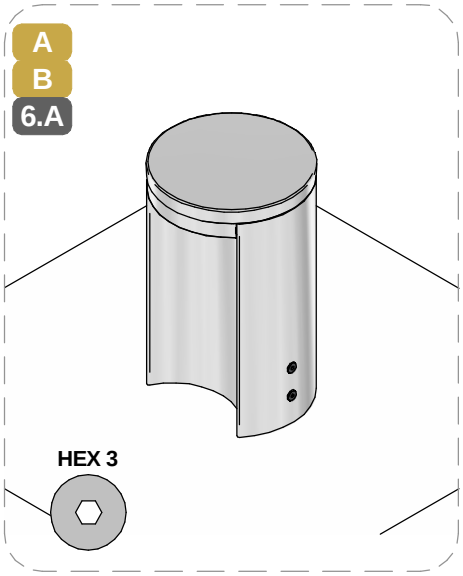

CABLAGGIO / *WIRING*

1



TUTTE LE OPERAZIONI DI COLLEGAMENTO ALLA RETE ELETTRICA DEVONO ESSERE CONDOTTE IN MANCANZA DI TENSIONE

ALL THE WIRING OPERATION MUST BE PERFORMED WITH MCB IN OFF POSITION

2



SE IL PRODOTTO E' DEFINITO IN CLASSE 1, IL CONDUTTORE DI MESSA A TERRA DI PROTEZIONE DEVE ESSERE SEMPRE COLLEGATO

IF THE FITTING IS CLASS 1 RATED, THE CPC | EARTH | PE CONDUCTOR MUST BE CONNECTED

3

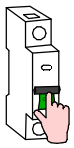

SE L'IMPIANTO E' STATO COMPLETATO ED E' IN SICUREZZA, PUO' ESSERE ALIMENTATO

WHEN THE CIRCUIT IS COMPLETED AND SAFE, MCB CAN BE SET IN ON POSITION

SI PREGA SEGUIRE LE BUONE PRATICHE DI DIMENSIONAMENTO E SEZIONAMENTO DELL'IMPIANTO ELETTRICO, TENENDO PRESENTE: LE CARATTERISTICHE DELL' INTERRUTTORE DIFFERENZIALE ED IL NUMERO DI ARTICOLI COLLEGATI ALLA LINEA ELETTRICA; QUESTO PER AGEVOLARE L'IDENFICAZIONE DI EVENTUALI ANOMALIE SULLA LINEA ELETTRICA

PLEASE FOLLOW THE BEST PRACTICES IN ELECTRICAL SYSTEM DESIGN, PAING ATTENTION TO THE RCCB SWITCH CHARACTERISTICSAND THE NUMBER OF FITTINGS CONNECTED TO THE ELETRICAL LINE; THIS HELPS TO INDETIFY POSSIBLE ANOMALIES ON THE ELETRICAL LINE

TIPO DI CONNESSIONE
TYPE OF CONNECTION

X: Se il cavo flessibile esterno di questo apparecchio è danneggiato, deve essere sostituito da un cavo speciale, disponibile esclusivamente presso il fabbricante, o il suo servizio di assistenza.
X: If the external flexible cable of this appliance is dameged, it must be replaced with a special cable, which is only avaible from the manufacturer or its service department.

Y: Se il cavo flessibile esterno di questo apparecchio è danneggiato, deve essere sostituito esclusivamente dal fabbricante, dal suo servizio di assistenza o da personale qualificato equivalente, al fine di evitare pericoli.
Y: If the external flexible cable of this appliance is dameged, it must only be replaced by the manufacturer, its service department or equivalent qualified personell in order to avoid danger.

Z: Il cavo flessibile esterno di questo apparecchio non può essere sostituito; se il cavo è danneggiato l'apparecchio deve essere distrutto.
Z: The external flexible cable fo this appliance cannot be replaced; if the cable is dameged, the appliance must be destroyed.

AC

CORRENTE ALTERNATA
MAX. DISTANZA TRA DRIVER ED ULTIMO PRODOTTO | SEZIONE CAVO
ALTERNATE CURRENT
DRIVER TO LAST LIGHT FITTING MAX DISTANCE | WIRE SECTION

SEZIONE *SECTION* [mm2]	1	1,5	2,5
LUNGHEZZA *LENGHT* [m]	50	75	130

* Distanza massima dal driver all'ultimo articolo della linea a massimo carico.
Per lunghezze massime dei cavi effettive,fare riferimento a support@linealight.com
** Maximum distance between LED driver and last device at full load.*
For effective maximum cable lengths,please refer to support@linealight.com

SERIE | *SERIES*: RYO, RYO_PRO

BRAND: i-LèD

MARRONE / BROWN = LINEA / *LINE*
AZZURRO / LIGHT BLUE = NEUTRO / *NEUTRAL*
GIALLO-VERDE / YELLOW-GREEN = TERRA / EARTH CPC | PE

CABLAGGIO IN PARALLELO | *PARALLEL WIRING*
TENSIONE DI RETE | *MAINS VOLTAGE*

AC

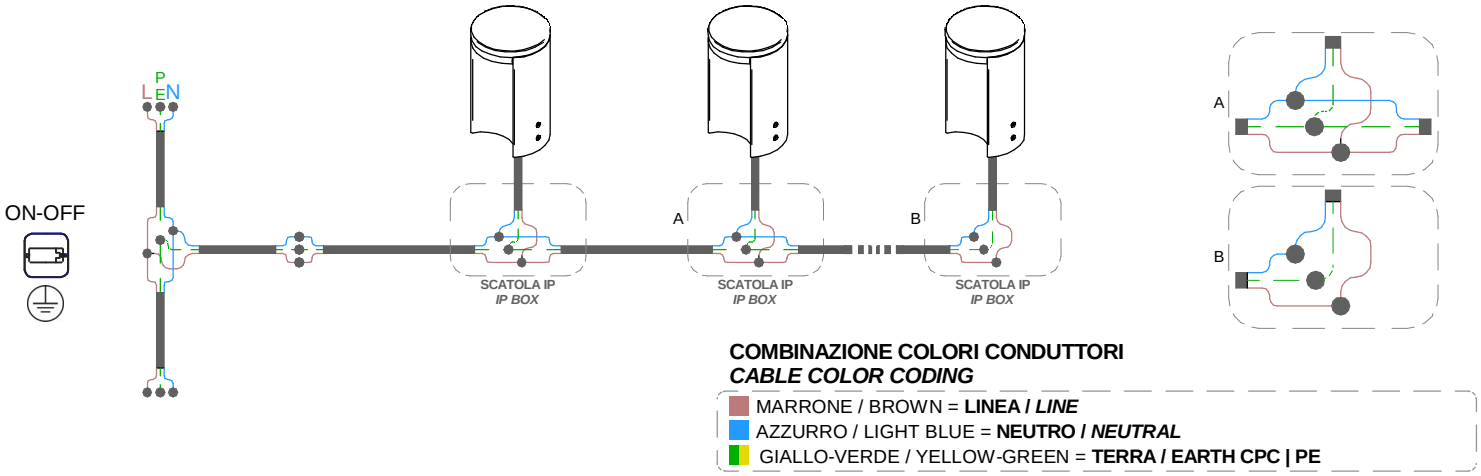

COMBINAZIONE COLORI CONDUTTORI
CABLE COLOR CODING

MARRONE / BROWN = **LINEA / *LINE***
AZZURRO / LIGHT BLUE = **NEUTRO / *NEUTRAL***
GIALLO-VERDE / YELLOW-GREEN = **TERRA / EARTH CPC | PE**

CABLAGGIO IN PARALLELO | *PARALLEL WIRING*
TENSIONE DI RETE | *MAINS VOLTAGE*

AC

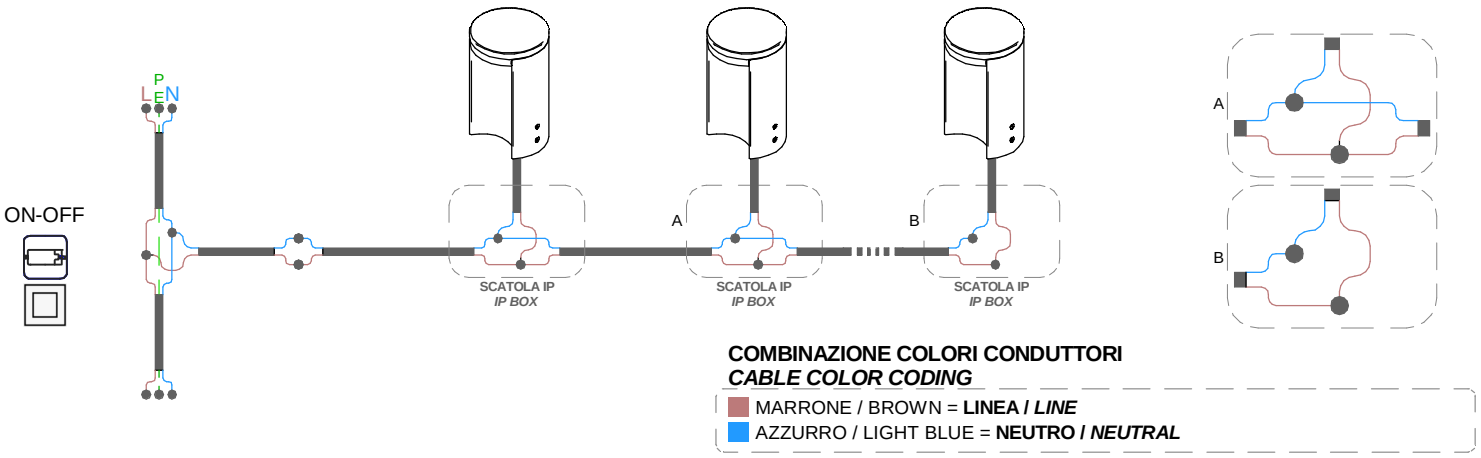

COMBINAZIONE COLORI CONDUTTORI
CABLE COLOR CODING

MARRONE / BROWN = **LINEA / *LINE***
AZZURRO / LIGHT BLUE = **NEUTRO / *NEUTRAL***