	ISTRUZIONI DI MONTAGGIO *MOUNTING INSTRUCTIONS*	REVISIONE N°. *REVISION N°.*	DATA	LED-FGI584
linea light group		Rev. 1	8/21/2026	

SERIE | *SERIES*: ARCADA PRO

BRAND: i-LED

INGRESSO CAVO / *CABLE ENTRY*

PUNTI DI FISSAGGIO / FIXING POINTS

IP65 IK08

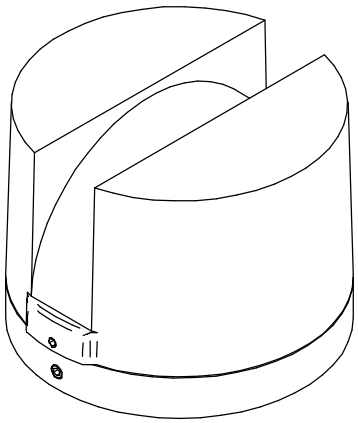

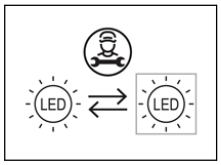

DIMENSIONI / *DIMENSIONS*

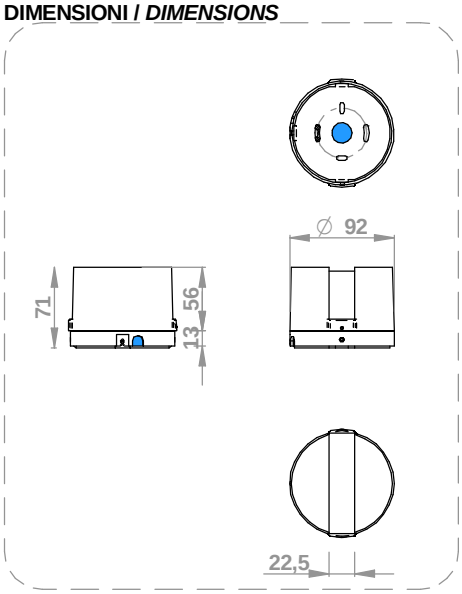

STAFFA FISSAGGIO / *FIXING BRACKET*

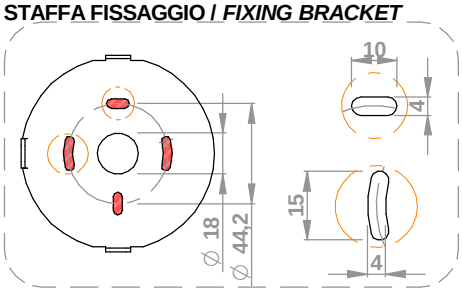

SPECIFICHE PRODOTTI - CODICI | *PRODUCTS SPECIFICATION - CODES*

CODE	*Dimensions (LxWxH / Ø x H mm)*	*Electrical Insulation Class*	*POWER (W)*	*VOLTAGE [V]*	*CURRENT [mA]*	*WEIGHT (Kg)*	*IP*	*IK*	*CRI*	*Energy class light source CCT(°K)*			*No. light source*	*Conn. Type*
										2700	3000	4000		
84283	Ø 94 x 69	1	5,5 AC	-	-	0,65	65	8	80	F	E	E	1	Y
84284	Ø 94 x 69	1	5,5 AC	-	-	0,65	65	8	80	F	E	E	1	Y
84285	Ø 94 x 69	1	5,5 AC	-	-	0,65	65	8	80	F	E	E	1	Y
84286	Ø 94 x 69	3	4 DC	3	350	0,65	65	8	80	RGBW - N.A.			1	Y
84287	Ø 94 x 69	3	4 DC	3	350	0,65	65	8	80				1	Y
84288	Ø 94 x 69	3	4 DC	3	350	0,65	65	8	80				1	Y

Ta -20°C ÷ +50°C

PRE-INSTALLAZIONE | PRE-INSTALLATION

1.A

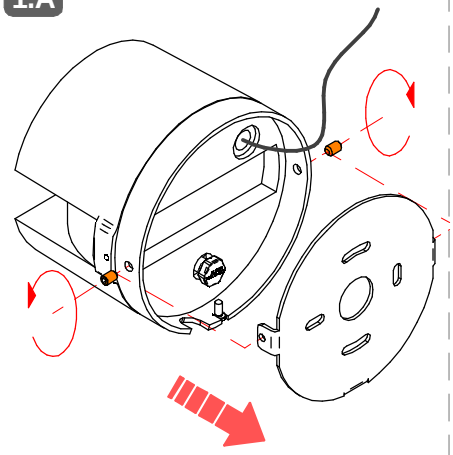

HEX 2

INSTALLAZIONE | INSTALLATION

1.B

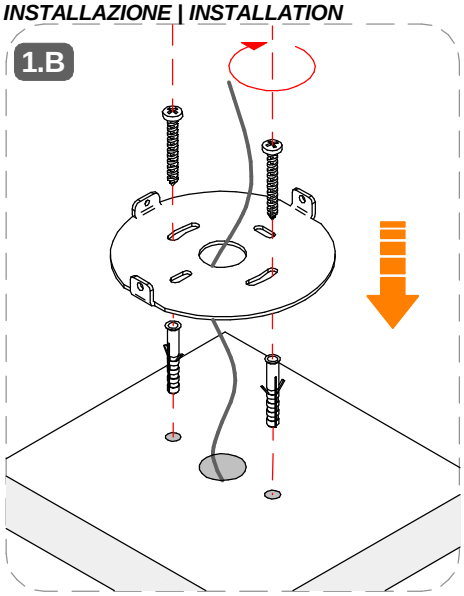

1.C

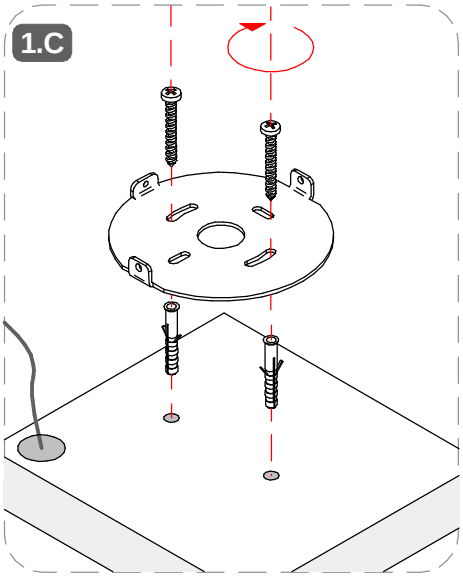

SERIE | *SERIES*: ARCADA PRO
BRAND: i-LED

CONNESSIONE IP
IP CONNECTION

2.B

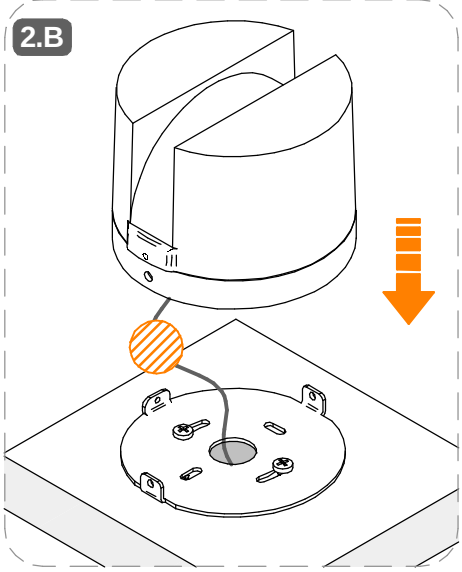

3.B

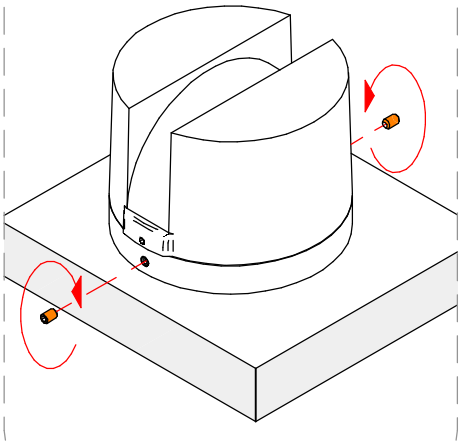

2.C

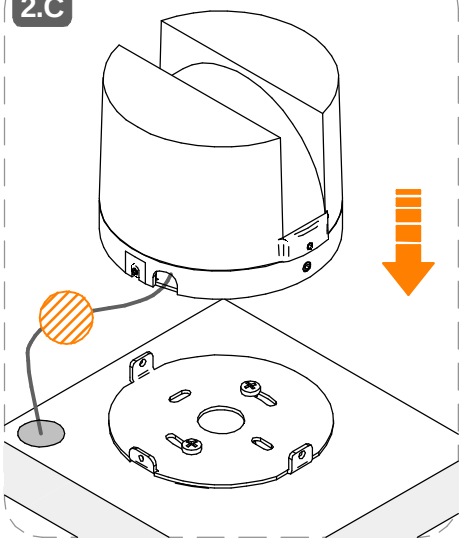

REGOLAZIONE | *TILTING*

3.C

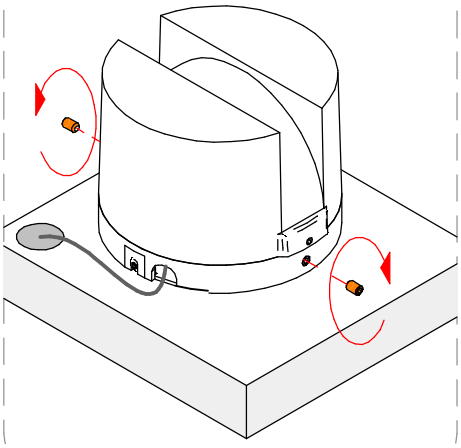

1.D

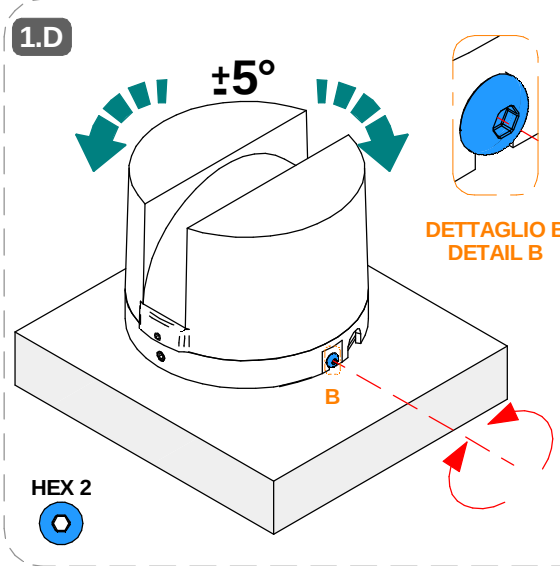

DETTAGLIO B
DETAIL B

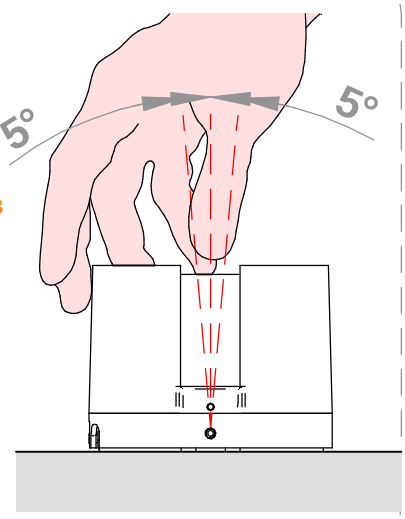

EFFETTO LUMINOSO | *LIGHT EFFECT*

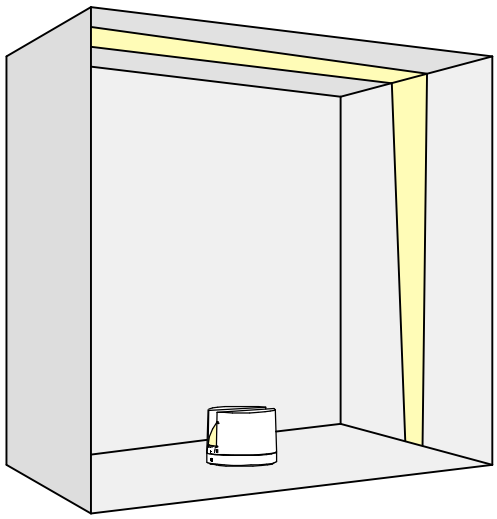

SERIE | *SERIES*: ARCADA PRO

BRAND: i-LèD

MARRONE / BROWN = LINEA / *LINE*
AZZURRO / LIGHT BLUE = NEUTRO / *NEUTRAL*
GIALLO-VERDE / YELLOW-GREEN = TERRA / EARTH CPC | PE

1

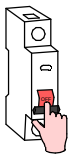

TUTTE LE OPERAZIONI DI COLLEGAMENTO ALLA RETE ELETTRICA DEVONO ESSERE CONDOTTE IN MANCANZA DI TENSIONE

ALL THE WIRING OPERATION MUST BE PERFORMED WITH MCB IN OFF POSITION

2



SE IL PRODOTTO E' DEFINITO IN CLASSE 1, IL CONDUTTORE DI MESSA A TERRA DI PROTEZIONE DEVE ESSERE SEMPRE COLLEGATO

IF THE FITTING IS CLASS 1 RATED, THE CPC | EARTH | PE CONDUCTOR MUST BE CONNECTED

3

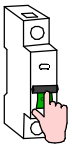

SE L'IMPIANTO E' STATO COMPLETATO ED E' IN SICUREZZA, PUO' ESSERE ALIMENTATO

WHEN THE CIRCUIT IS COMPLETED AND SAFE, MCB CAN BE SET IN ON POSITION



SE IL PRODOTTO E' DEFINITO IN CLASSE 3, IL CIRCUITO SECONDARIO A BASSA TENSIONE DEVE ESSERE COLLEGATO ALL'ALIMENTATORE PRIMA CHE QUESTO SIA SOTTO TENSIONE

IF THE FITTING IS CLASS 3 RATED, THE LOW VOLTAGE CIRCUIT MUST BE WIRED BEFORE THE POWER SUPPLY IS POWERED ON

SE IL CARICO VENISSE COLLEGATO AD ALIMENTATORE SOTTO TENSIONE, I PRODOTTI POTREBBERO DANNEGGIARSI, SUBENDO UN DANNO DA SOVRATENSIONE

IF THE LOAD IS WIRED TO AN ALREADY ON POWER SUPPLY, THE FITTINGS COULD BE DAMAGED BY VOLTAGE SURGE

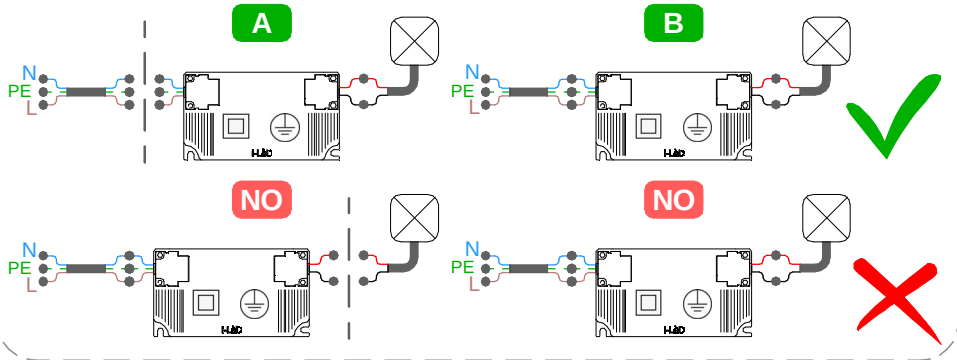

TIPO DI CONNESSIONE
TYPE OF CONNECTION

X: Se il cavo flessibile esterno di questo apparecchio è danneggiato, deve essere sostituito da un cavo speciale, disponibile esclusivamente presso il fabbricante, o il suo servizio di assistenza.
X: If the external flexible cable of this appliance is dameged, it must be replaced with a special cable, which is only avaible from the manufacturer or its service department.

Y: Se il cavo flessibile esterno di questo apparecchio è danneggiato, deve essere sostituito esclusivamente dal fabbricante, dal suo servizio di assistenza o da personale qualificato equivalente, al fine di evitare pericoli.
Y: If the external flexible cable of this appliance is dameged, it must only be replaced by the manufacturer, its service department or equivalent qualified personell in order to avoid danger.

Z: Il cavo flessibile esterno di questo apparecchio non può essere sostituito; se il cavo è danneggiato l'apparecchio deve essere distrutto.
Z: The external flexible cable fo this appliance cannot be replaced; if the cable is dameged, the appliance must be destroyed.

MCB

N° DI PRODOTTI PER MAGNETORTERMICO
N° OF LIGHT FITTINGS PER MCB

CODICE *CODE*	B10	B16	B20	C10	C16	C20
84286	65	105	131	109	175	219
84287	65	105	131	109	175	219
84288	65	105	131	109	175	219

Per ridurre il rischio di strangolamento, il cavo flessibile collegato all'aparecchio deve essere efficacemente fissato alla parete, se si trova all'interno del volume di accessibilità.
To reduce the risk of strangulation, the flexible cable connected to the device must be securely fixed to the wall if it is located within the accessible area.

DRIVER* NON INCLUSI | *NOT INCLUDED

STORMSHIELD | 12V CV
60W



83010 ON | OFF

STORMSHIELD | 12V CV
120W



83013 ON | OFF

REASON_75 | 24V CV
75W



99374 ON | OFF

REASON_150 | 24V CV
150W



99331 ON | OFF

STORMSHIELD | 24V CV
240W



99786 ON | OFF

STORMSHIELD | 48V CV
150W



99784 ON | OFF

STORMSHIELD | 48V CV
240W



99785 ON | OFF

SERIE | *SERIES*: ARCADA PRO

BRAND: i-LèD

MARRONE / BROWN = LINEA / *LINE*
AZZURRO / LIGHT BLUE = NEUTRO / *NEUTRAL*
GIALLO-VERDE / YELLOW-GREEN = TERRA / EARTH CPC | PE

CONTROLLER | NON INCLUSI | *NOT INCLUDED*

Optidimm RGBW | DW



C-E500008

DALI 2 | DT8

OPTI Touch 4"





C-E700019 + 83009 (driver)

OPTI Touch 7"





C-E700020 + 83009 (driver)

SMART PRO





C-E700003
C-W600001 (telecomando, remote)

STICK DE3





99234/99235 + 99184 (driver)
98140 (controcassa/casing)

STICK GU1





99045/99046 + 99184 (driver)
98140 (controcassa/casing)

SLESA U11





83243 + 83244 (driver)
84869 (connettore/*connector* XLR 3 pin)

DINA DR1



83144

REAL-T PRO



C-E500024

Lumiquad PRO



83187

CAVO DMX / *DMX CABLE*



84865

CABLAGGIO IN PARALLELO | *PARALLEL WIRING*
TENSIONE DI RETE | *MAINS VOLTAGE*

AC

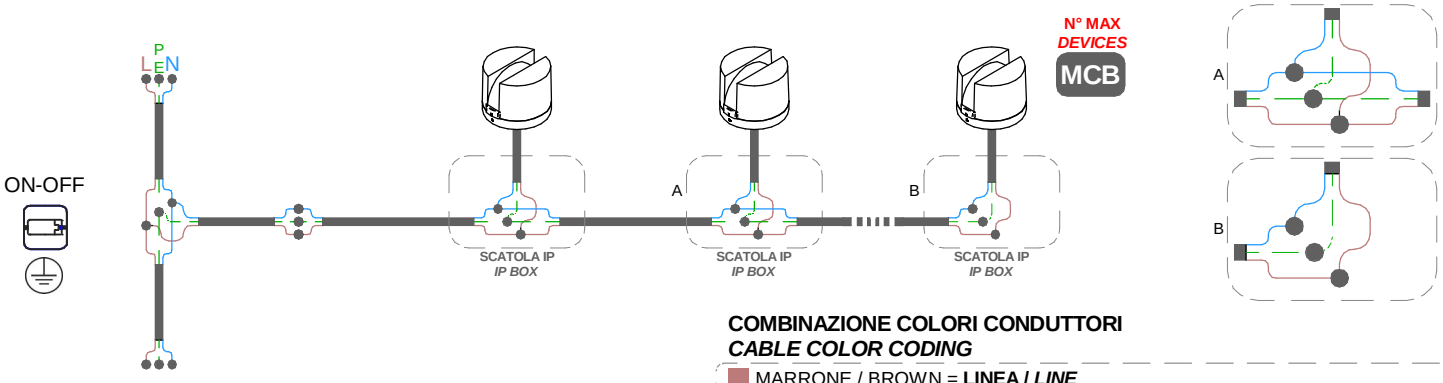

COMBINAZIONE COLORI CONDUTTORI
CABLE COLOR CODING

MARRONE / BROWN = **LINEA / *LINE***
AZZURRO / LIGHT BLUE = **NEUTRO / *NEUTRAL***
GIALLO-VERDE / YELLOW-GREEN = **TERRA / EARTH CPC | PE**

SERIE | *SERIES*: ARCADA PRO

BRAND: i-LèD

MARRONE / BROWN = LINEA / *LINE*
AZZURRO / LIGHT BLUE = NEUTRO / *NEUTRAL*
GIALLO-VERDE / YELLOW-GREEN = TERRA / EARTH CPC | PE

RGBW CENTRALINA SMART *SMART CONTROLLER*

CABLAGGIO IN SERIE CORRENTE COSTANTE *SERIES WIRING CONSTANT CURRENT*

CV → CC

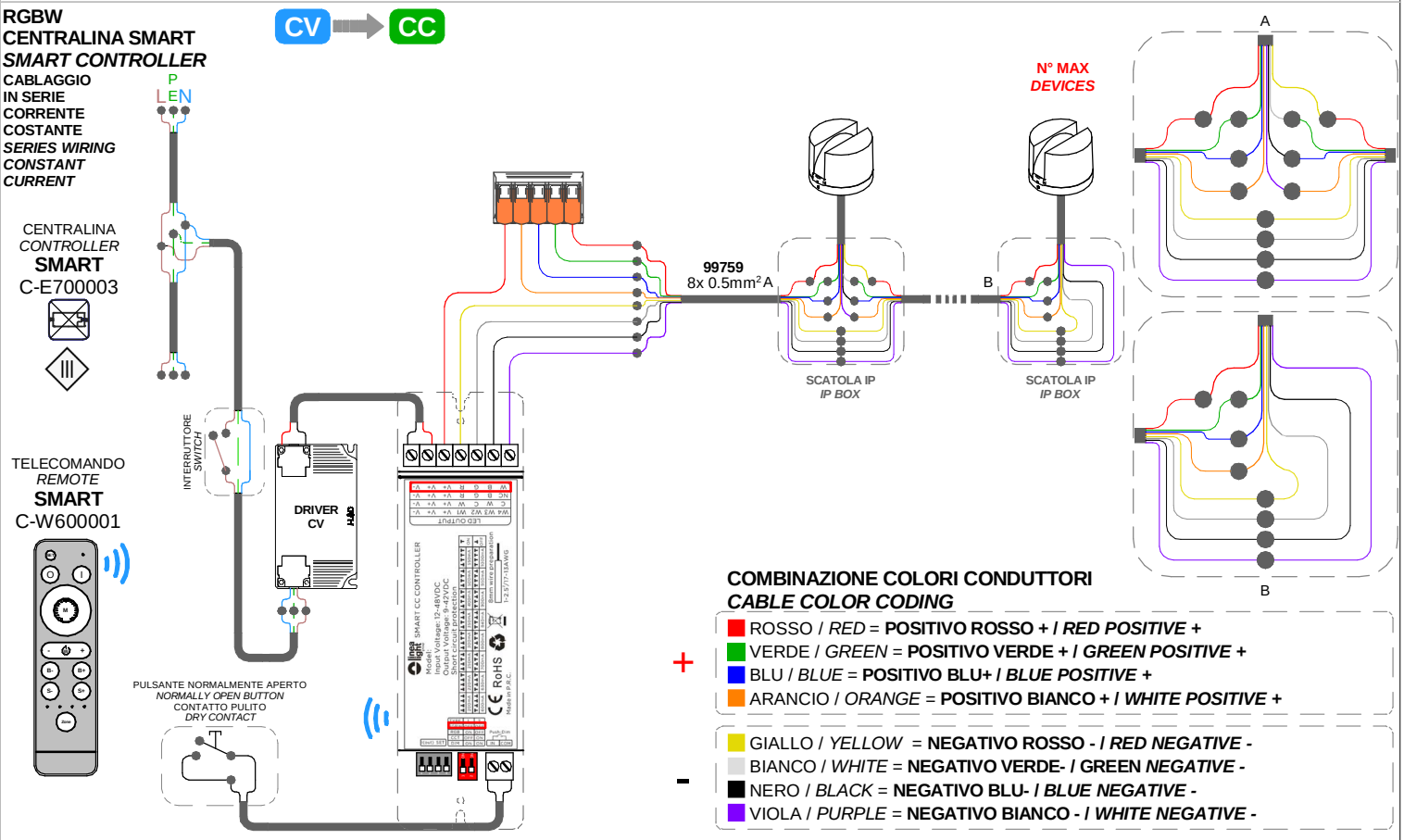

COMBINAZIONE COLORI CONDUTTORI
CABLE COLOR CODING

\+
- ROSSO / *RED* = **POSITIVO ROSSO + / *RED POSITIVE* +**
- VERDE / *GREEN* = **POSITIVO VERDE + / *GREEN POSITIVE* +**
- BLU / *BLUE* = **POSITIVO BLU+ / *BLUE POSITIVE* +**
- ARANCIO / *ORANGE* = **POSITIVO BIANCO + / *WHITE POSITIVE* +**

\-
- GIALLO / *YELLOW* = **NEGATIVO ROSSO - / *RED NEGATIVE* -**
- BIANCO / *WHITE* = **NEGATIVO VERDE- / GREEN *NEGATIVE* -**
- NERO / *BLACK* = **NEGATIVO BLU- / *BLUE NEGATIVE* -**
- VIOLA / *PURPLE* = **NEGATIVO BIANCO - / *WHITE NEGATIVE* -**

RGBW CENTRALINA DALI 2 DT8 *DALI 2 DT8 CONTROLLER*

CABLAGGIO IN SERIE | CORRENTE COSTANTE *SERIES WIRING | CONSTANT CURRENT*

CV → CC

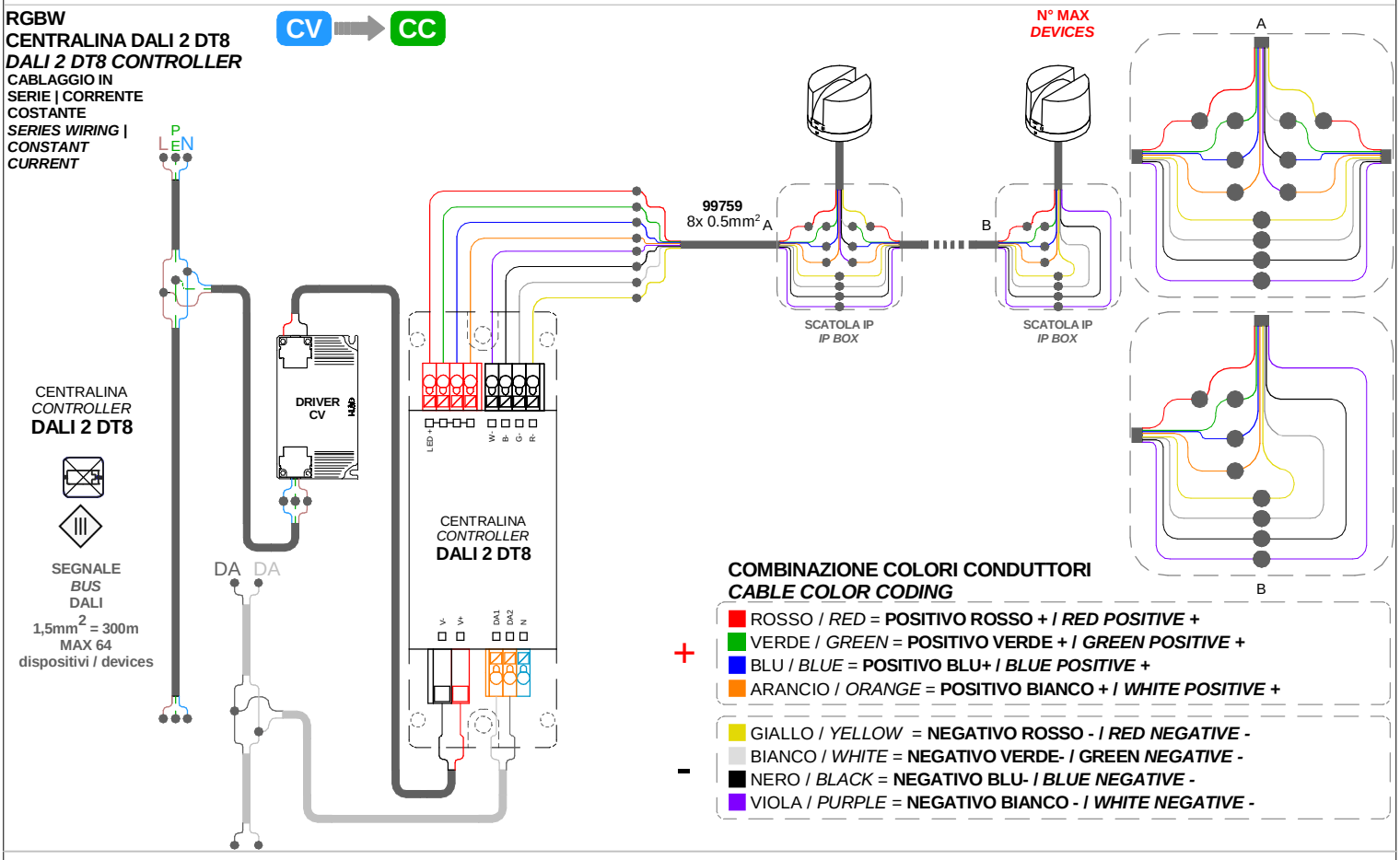

COMBINAZIONE COLORI CONDUTTORI
CABLE COLOR CODING

\+
- ROSSO / *RED* = **POSITIVO ROSSO + / *RED POSITIVE* +**
- VERDE / *GREEN* = **POSITIVO VERDE + / *GREEN POSITIVE* +**
- BLU / *BLUE* = **POSITIVO BLU+ / *BLUE POSITIVE* +**
- ARANCIO / *ORANGE* = **POSITIVO BIANCO + / *WHITE POSITIVE* +**

\-
- GIALLO / *YELLOW* = **NEGATIVO ROSSO - / *RED NEGATIVE* -**
- BIANCO / *WHITE* = **NEGATIVO VERDE- / GREEN *NEGATIVE* -**
- NERO / *BLACK* = **NEGATIVO BLU- / *BLUE NEGATIVE* -**
- VIOLA / *PURPLE* = **NEGATIVO BIANCO - / *WHITE NEGATIVE* -**

SERIE | *SERIES*: ARCADA PRO

BRAND: i-LèD

MARRONE / BROWN = LINEA / *LINE*
AZZURRO / LIGHT BLUE = NEUTRO / *NEUTRAL*
GIALLO-VERDE / YELLOW-GREEN = TERRA / EARTH CPC | PE

RGBW
CENTRALINA DMX
DMX CONTROLLER

CV → CC

CABLAGGIO IN SERIE | CORRENTE COSTANTE
SERIES WIRING | CONSTANT CURRENT

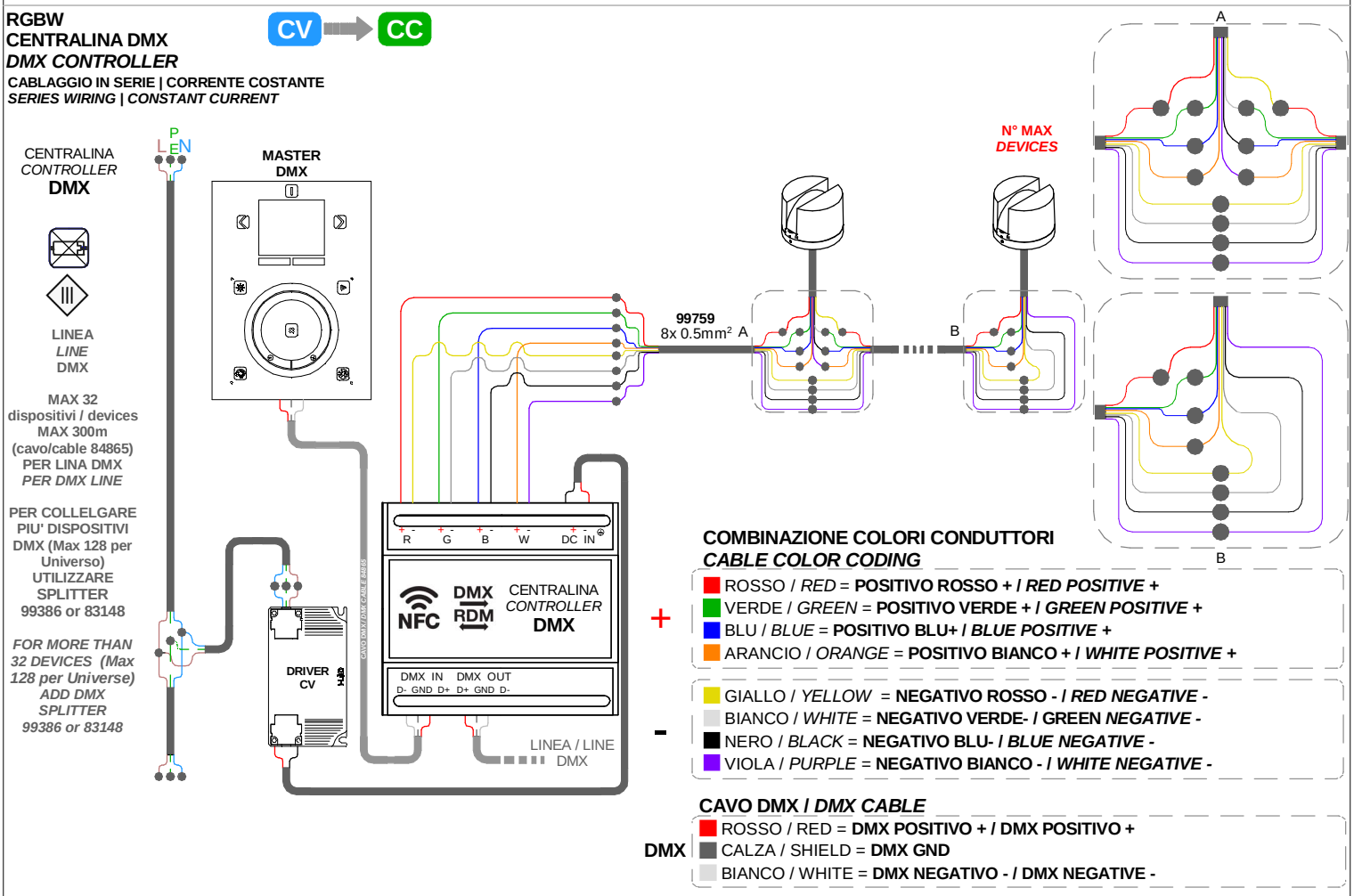

COMBINAZIONE COLORI CONDUTTORI
CABLE COLOR CODING

\+
- ROSSO / *RED* = **POSITIVO ROSSO + / *RED POSITIVE* +**
- VERDE / *GREEN* = **POSITIVO VERDE + / *GREEN POSITIVE* +**
- BLU / *BLUE* = **POSITIVO BLU+ / *BLUE POSITIVE* +**
- ARANCIO / *ORANGE* = **POSITIVO BIANCO + / *WHITE POSITIVE* +**

\-
- GIALLO / *YELLOW* = **NEGATIVO ROSSO - / *RED NEGATIVE* -**
- BIANCO / *WHITE* = **NEGATIVO VERDE- / *GREEN NEGATIVE* -**
- NERO / *BLACK* = **NEGATIVO BLU- / *BLUE NEGATIVE* -**
- VIOLA / *PURPLE* = **NEGATIVO BIANCO - / *WHITE NEGATIVE* -**

CAVO DMX / *DMX CABLE*

DMX
- ROSSO / RED = **DMX POSITIVO + / DMX POSITIVO +**
- CALZA / SHIELD = **DMX GND**
- BIANCO / WHITE = **DMX NEGATIVO - / DMX NEGATIVE -**

DRIVER TENSIONE COSTANTE
CV | *CONSTANT VOLTAGE*
DRIVER CV [V]

CODICE CODE	TENSIONE *VOLTAGE* [V]	POWER [W]
83010	12V	60
83013		120
99371	24V	50
84700		75
99374		
99331		150
99786		240
99784	48V	150
99785		240

CV → CC **N° MAX *DEVICES***

N° DI PRODOTTI COLLEGAMENTO IN SERIE
N° OF LIGHT SERIES WIRING

CODICE CODE	DIMMING	CONTROLLER	POWER DC [W]	POWER SUPPLY CV [V] 12V	24V	48V
84286 84287 84288	SMART RF	C-E700003	4	-	4-6	7-14
	DALI DT8	C-E500008	1	1-3	1-7	1-15
	DMX	83187	4	1-3	2-7	4-15
		C-E500024	4	-	3-6	6-12