linea light group	**ISTRUZIONI DI MONTAGGIO** *MOUNTING INSTRUCTIONS*	**REVISIONE N°.** *REVISION N°.*	**DATA**
		Rev. 3	**8/21/2026**

LED-FGI577

SERIE | *SERIES*: ARCHILINE_F, FL, FJ, / ARCHILINE_A / ARCHILINE_I, IJ

BRAND: i-LèD

IP67

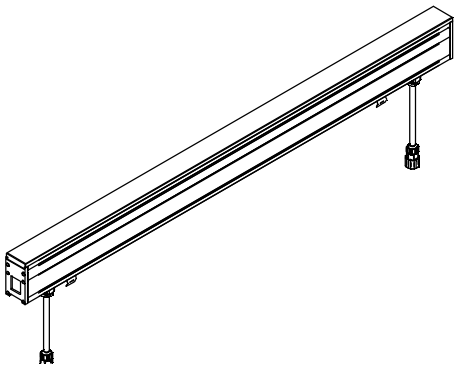

A

ARCHILINE_F | ARCHILINE_FL | ARCHILINE_FJ

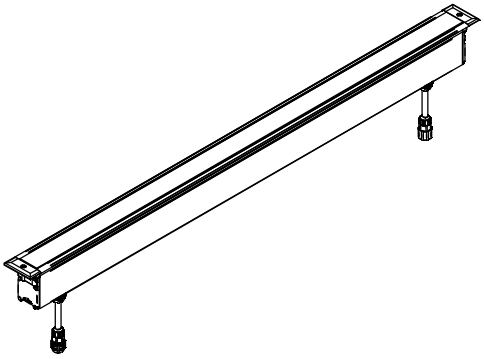

B

ARCHILINE_A

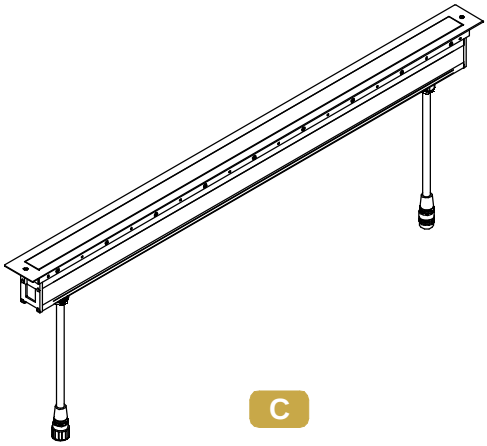

C

ARCHILINE_I | ARCHILINE_IJ

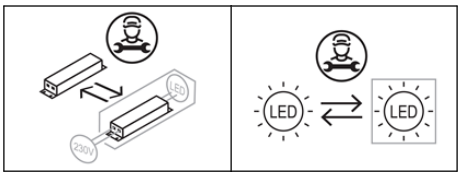

ACCESSORI NON INCLUSI / *NOT INCLUDED ACCESSORIES*

A **CONTROCASSA / OUTERCASING**

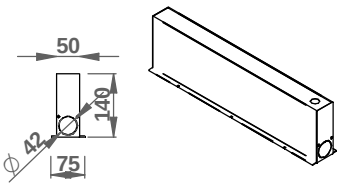

98724
98725
98726

B **C** **CONTROCASSA / OUTERCASING**

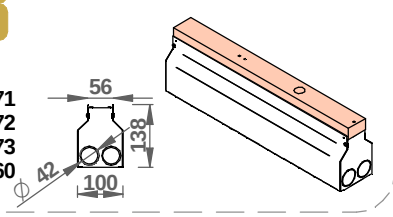

98671
98672
98673
99760

ASSICURARSI CHE LA CONTROCASSA OD IL PRODOTTO SIANO POSIZIONATI SU UNA SUPEFICE PIANA
MAKE SURE THE OUTER CASING OR THE LIGHT FITTING ARE PLACED ON A FLAT SURFACE

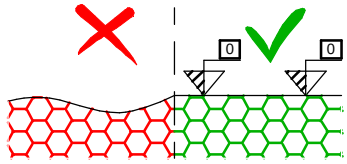

A **STAFFA A PARETE**
WALL BRACKET

Seguire Manuale di Istruzioni dell'accessorio
Follow the Accessori Instruction Manual

LED-FGI575

83049

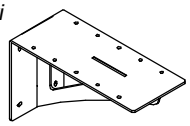

A **CHIAVE RIMOZIONE**
REMOVE KEY

Seguire Manuale di Istruzioni dell'accessorio
Follow the Accessori Instruction Manual

LED-FGI578

98957



DIMENSIONI / *DIMENSIONS*

A

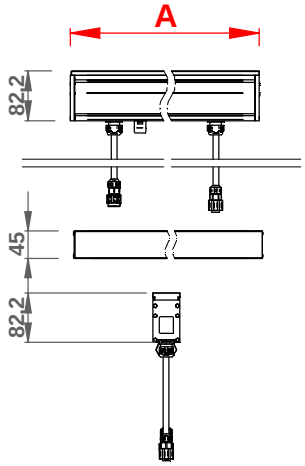

B

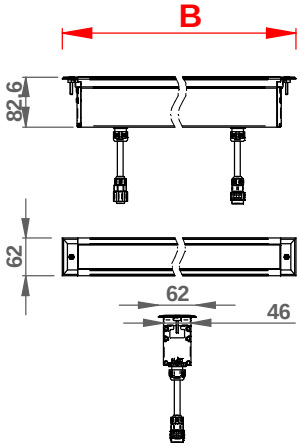

C

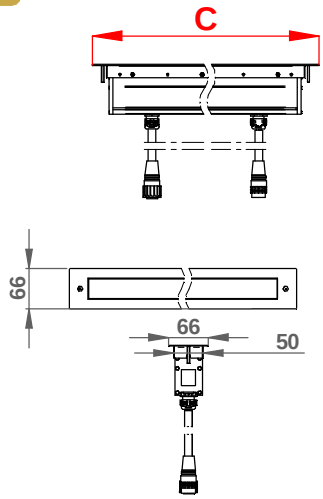

SERIE | *SERIES*: ARCHILINE_F, FL, FJ, / ARCHILINE_A / ARCHILINE_I, IJ

BRAND: i-LèD

CODICI / *CODES*

CODE	Type	Dimensions L x A - B - C x D [mm]	Input Voltage [V]	Power AC [W]	Weight [Kg]	Walk Over	Drive Over [Kg]	Safety Class	IP	IK	CRI	CCT [K°] - Energy Class 2700	3000	4000	RGBW	N° Light Sources	Conn. Type
81590	Archiline_A	99x1541x62	220-240	65	7,0	Yes	No	1	67	10	80	E**	E*	E*		6	Y
81591	Archiline_F	102x321x45	220-240	14,5	1,5	Yes	5000	1	67	10	80	E*	E*	E*		1	Y
81592	Archiline_F	102x501x45	220-240	20,5	2,8	Yes	5000	1	67	10	80	E*	E*	E*		2	Y
81593	Archiline_F	102x1001x45	220-240	41	4,8	Yes	5000	1	67	10	80	E*	E*	E*		4	Y
81594	Archiline_F AG	102x321x45	220-240	14	1,5	Yes	5000	1	67	10	80	E*	E*	E*		1	Y
81595	Archiline_F AG	102x501x45	220-240	20,5	2,8	Yes	5000	1	67	10	80	E*	E*	E*		2	Y
81596	Archiline_F AG	102x1001x45	220-240	41	4,8	Yes	5000	1	67	10	80	E*	E*	E*		4	Y
81597	Archiline_I	101x375x66	220-240	13,5	1,5	Yes	No	1	67	10	80	E*	E*	E*		1	Y
81598	Archiline_I	101x565x66	220-240	20,5	2,8	Yes	No	1	67	10	80	E*	E*	E*		2	Y
81599	Archiline_I	101x1055x66	220-240	41	4,8	Yes	No	1	67	10	80	E*	E*	E*		4	Y
81600	Archiline_I AG	101x375x66	220-240	12,5	1,5	Yes	No	1	67	10	80	E*	E*	E*		1	Y
81601	Archiline_I AG	101x565x66	220-240	20,5	2,8	Yes	No	1	67	10	80	E*	E*	E*		2	Y
81602	Archiline_I AG	101x1055x66	220-240	41	4,8	Yes	No	1	67	10	80	E*	E*	E*		4	Y
81603	Archiline_A	99x371x62	220-240	13,5	1,5	Yes	No	1	67	10	80	E*	E*	E*		1	Y
81604	Archiline_A	99x561x62	220-240	20,5	2,8	Yes	No	1	67	10	80	E*	E*	E*		2	Y
81605	Archiline_A	99x1051x62	220-240	41	4,8	Yes	No	1	67	10	80	E*	E*	E*		4	Y
81606	Archiline_A	99x1541x62	220-240	61,4	7,0	Yes	No	1	67	10	80	E*	E*	E*		6	Y
81607	Archiline_A AG	99x371x62	220-240	12,5	1,5	Yes	No	1	67	10	80	E*	E*	E*		1	Y
81608	Archiline_A AG	99x561x62	220-240	20,5	2,8	Yes	No	1	67	10	80	E*	E*	E*		2	Y
81609	Archiline_A AG	99x1051x62	220-240	41	4,8	Yes	No	1	67	10	80	E*	E*	E*		4	Y
82302	Archiline_FJ	102x321x45	220-240	14,5	1,5	Yes	5000	1	67	10	80	E*	E*	E*		1	Y
82303	Archiline_FJ	102x321x45	220-240	13,5	1,5	Yes	5000	1	67	10	80	E*	E*	E*		1	Y
82304	Archiline_FJ	102x511x45	220-240	22	2,8	Yes	5000	1	67	10	80	E*	E*	E*		2	Y
82305	Archiline_FJ	102x511x45	220-240	20,5	2,8	Yes	5000	1	67	10	80	E*	E*	E*		2	Y
82306	Archiline_FJ	102x1001x45	220-240	44	4,8	Yes	5000	1	67	10	80	E*	E*	E*		4	Y
82307	Archiline_FJ	102x1001x45	220-240	41	4,8	Yes	5000	1	67	10	80	E*	E*	E*		4	Y
82308	Archiline_IJ	101x375x66	220-240	14,5	1,5	Yes	No	1	67	10	80	E*	E*	E*		1	Y
82309	Archiline_IJ	101x375x66	220-240	13,5	1,5	Yes	No	1	67	10	80	E*	E*	E*		1	Y
82310	Archiline_IJ	101x565x66	220-240	22	2,8	Yes	No	1	67	10	80	E*	E*	E*		2	Y
82311	Archiline_IJ	101x565x66	220-240	20,5	2,8	Yes	No	1	67	10	80	E*	E*	E*		2	Y
82312	Archiline_IJ	101x1055x66	220-240	44	4,8	Yes	No	1	67	10	80	E*	E*	E*		4	Y
82313	Archiline_IJ	101x1055x66	220-240	41	4,8	Yes	No	1	67	10	80	E*	E*	E*		4	Y
92046	Archiline_I AG	101x375x66	220-240	13,5	1,5	Yes	No	1	67	10	80	E*	E*	E*		1	Y
92047	Archiline_I AG	101x565x66	220-240	22	2,8	Yes	No	1	67	10	80	E*	E*	E*		2	Y
92048	Archiline_I AG	101x1055x66	220-240	43,5	4,8	Yes	No	1	67	10	80	E*	E*	E*		4	Y
92049	Archiline_F AG	102x321x45	220-240	13,5	1,5	Yes	5000	1	67	10	80	E*	E*	E*		1	Y
92050	Archiline_F AG	102x501x45	220-240	22	2,8	Yes	5000	1	67	10	80	E*	E*	E*		1	Y
92051	Archiline_F AG	102x1001x45	220-240	43,5	4,8	Yes	5000	1	67	10	80	E*	E*	E*		2	Y
92052	Archiline_A AG	99x371x62	220-240	13,5	1,5	Yes	No	1	67	10	80	E*	E*	E*		4	Y
92054	Archiline_A AG	99x561x62	220-240	22	2,8	Yes	No	1	67	10	80	E*	E*	E*		2	Y
92056	Archiline_A AG	99x1051x62	220-240	43,5	4,8	Yes	No	1	67	10	80	E*	E*	E*		4	Y
92080	Archiline_I	101x375x66	220-240	15	1,5	Yes	No	1	67	10	80				E*	1	Y
92081	Archiline_I	101x565x66	220-240	24,5	2,8	Yes	No	1	67	10	80				E*	2	Y
92082	Archiline_I	101x1055x66	220-240	49	4,8	Yes	No	1	67	10	80				E*	4	Y
92083	Archiline_F	102x321x45	220-240	14,5	1,5	Yes	5000	1	67	10	80				E*	1	Y
92084	Archiline_F	102x501x45	220-240	24,5	2,8	Yes	5000	1	67	10	80				E*	2	Y
92093	Archiline_F	102x1001x45	220-240	49	4,8	Yes	5000	1	67	10	80				E*	4	Y
92100	Archiline_A	99x371x62	220-240	15	1,5	Yes	No	1	67	10	80				E*	1	Y
92104	Archiline_A	99x561x62	220-240	24,5	2,8	Yes	No	1	67	10	80				E*	2	Y
92108	Archiline_A	99x1051x62	220-240	49	4,8	Yes	No	1	67	10	80				E*	4	Y
92124	Archiline_I	101x375x66	220-240	14,5	1,5	Yes	No	1	67	10	80	E*	E*	E*		1	Y
92125	Archiline_I	101x565x66	220-240	22	2,8	Yes	No	1	67	10	80	E*	E*	E*		2	Y
92126	Archiline_I	101x1055x66	220-240	44	4,8	Yes	No	1	67	10	80	E*	E*	E*		4	Y
92127	Archiline_F	102x321x45	220-240	14,5	1,5	Yes	5000	1	67	10	80	E*	E*	E*		1	Y
92128	Archiline_F	102x501x45	220-240	22	2,8	Yes	5000	1	67	10	80	E*	E*	E*		2	Y
92129	Archiline_F	102x1001x45	220-240	44	4,8	Yes	5000	1	67	10	80	E*	E*	E*		4	Y
92132	Archiline_A	99x371x62	220-240	14,5	1,5	Yes	No	1	67	10	80	E*	E*	E*		1	Y
92134	Archiline_A	99x561x62	220-240	22	2,8	Yes	No	1	67	10	80	E*	E*	E*		2	Y
92136	Archiline_A	99x1051x62	220-240	44	4,8	Yes	No	1	67	10	80	E*	E*	E*		4	Y
92138	Archiline_FL	102x321x45	220-240	5	1,5	Yes	5000	1	67	10	80		E*	E*		1	Y
92139	Archiline_FL	102x501x45	220-240	8,6	2,8	Yes	5000	1	67	10	80		E*	E*		2	Y
92142	Archiline_FL	102x1001x45	220-240	15	4,8	Yes	5000	1	67	10	80		E*	E*		4	Y
92143	Archiline_FL	102x321x45	220-240	10	1,5	Yes	5000	1	67	10	80				E*	1	Y
92144	Archiline_FL	102x511x45	220-240	16	2,8	Yes	5000	1	67	10	80				E*	2	Y
92145	Archiline_FL	102x1001x45	220-240	25	4,8	Yes	5000	1	67	10	80				E*	4	Y

L'insieme faretto + controcassa una volta installati garantisce la resistenza al carico statico pari a quanto riportato in tabella.

The combination of spotlight and outercasing, once installed, ensures resistance to static load as specified in the table.

*

NON FISSARE LA SORGENTE LUMINOSA

DO NOT STARE AT THE LIGHT SOURCE

Ta
-20°C ÷ 50°C

SERIE | *SERIES*: ARCHILINE_F, FL, FJ, / ARCHILINE_A / ARCHILINE_I, IJ

BRAND: i-LèD

INSTALLAZIONE / INSTALLATION

A B 1

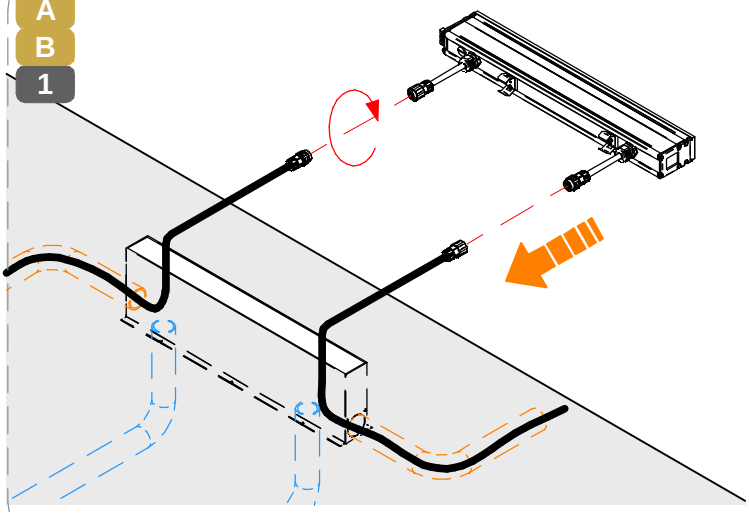

A B 2

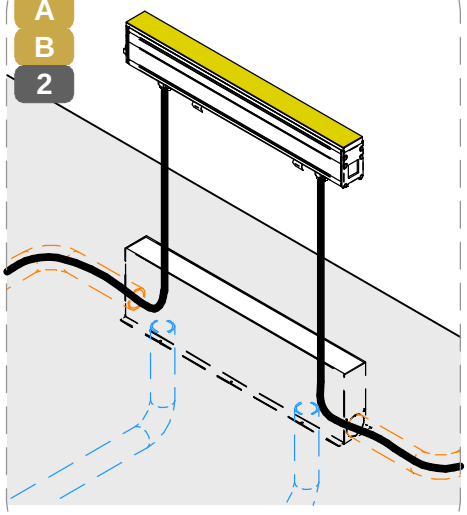

A B 3

SILICONE
(NON OBBLIGATORIO
NOT MANDATORY)

8h

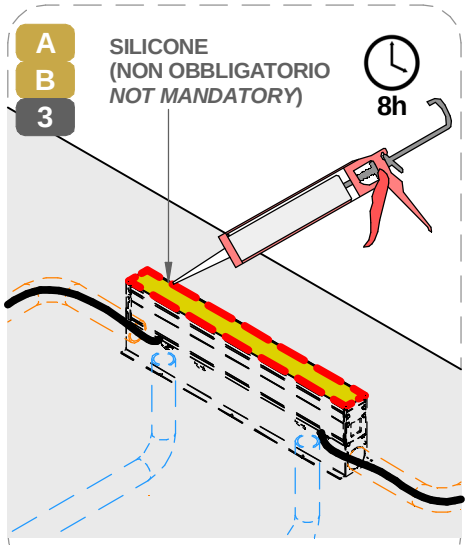

A B 4

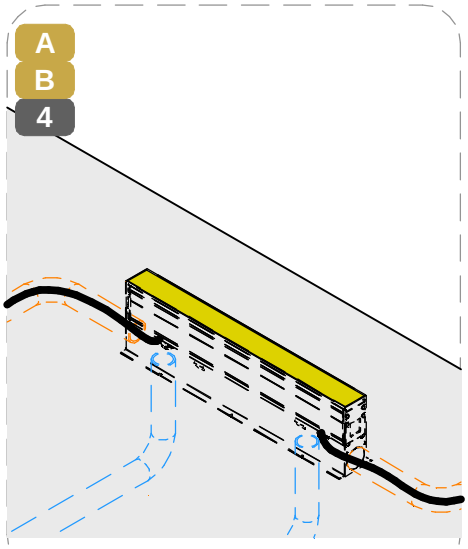

A C

REGOLAZIONE FONTE LUMINOSA
LIGHT EMISSION ADJUSTMENT

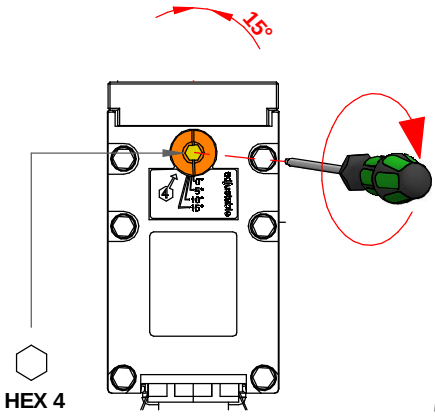

B C 1

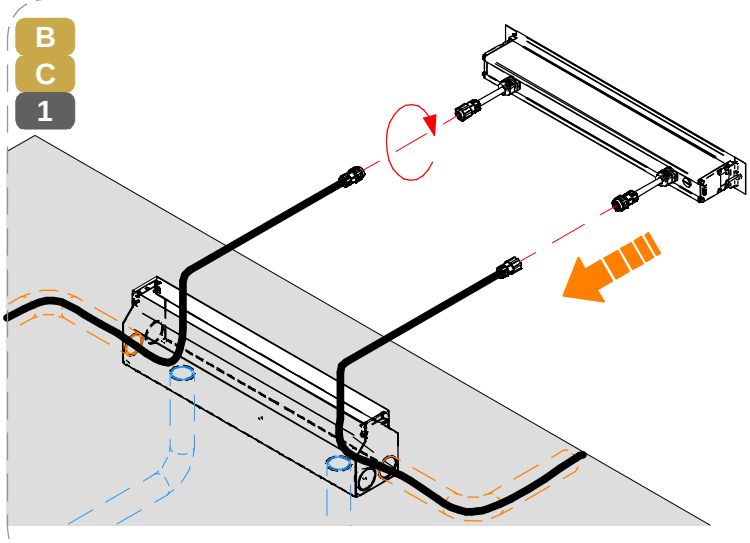

B C 2

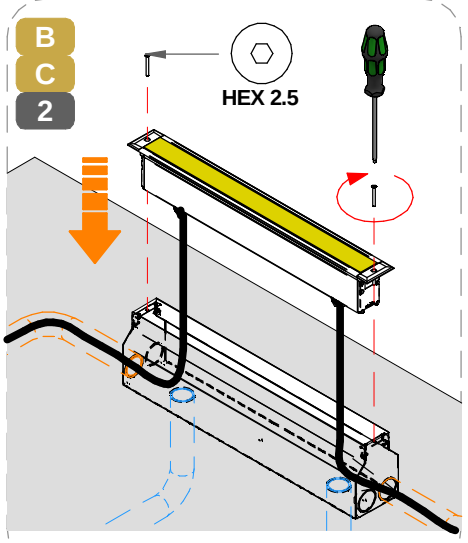

SERIE | *SERIES*: ARCHILINE_F, FL, FJ, / ARCHILINE_A / ARCHILINE_I, IJ

BRAND: i-LèD

B C 3

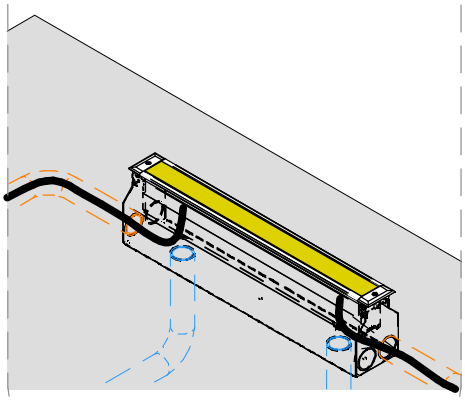

A B C

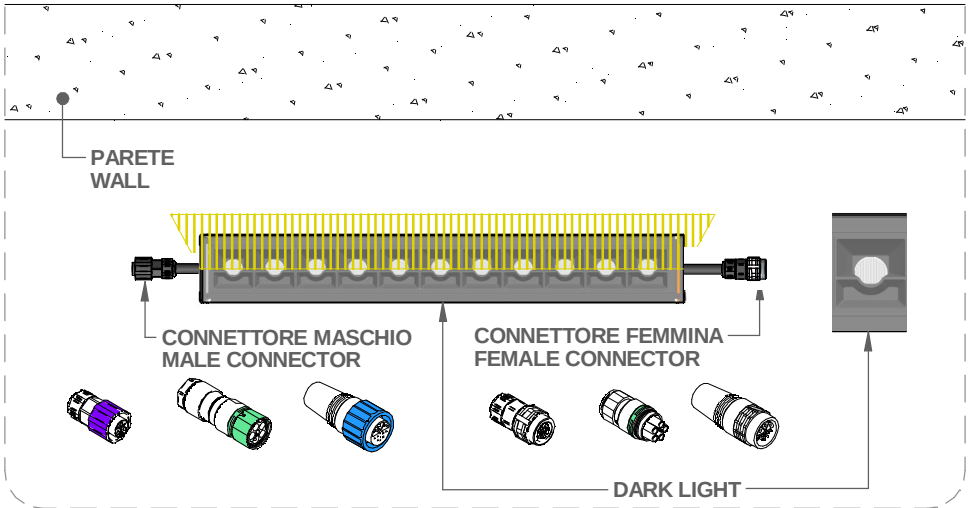

ACCESSORI DI CONTROLLO (NON INCLUSI) | *CONTROL ACCESSORIES (NOT INCLUDED)*

DALI Power Supply



99309
99310

Scene COM EVO - DALI MASTER + DALI POWER SUPPLY



83146

OPTI Touch 4" - DALI MASTER



C-E700019 + 83009 (driver)

OPTI Touch 7" - DALI MASTER



C-E700020 + 83009 (driver)

STICK DE3 - DMX MASTER



99234/99235 + 99184 (driver)
98140 (controcassa/casing)

SLESA U11 - DMX MASTER



83243 + 83244 (driver)
84869 (connettore/*connector* XLR 3 pin)

DINA DR1 - DMX MASTER



83144

CAVO DMX / *DMX CABLE*



84865

Cavi Di Alimentazione
Power Cables
230V AC



99057 | 5m F. 3pin

Cavi Di Estensione Alim.
Power Cables Extensions



98147 | 5m
98146 | 10m F. + M 3pin

Cavi iniziali Alimetaz. + DALI
Power + DALI start Cables
230V AC



99826| 1m
99822 | 5m F. 5pin

Cavi Estensione Alimetaz. + DALI
Power + DALI Extension Cables
230V AC



99823 | 1m
99824 | 5m
99825 | 10m F. + M 5pin

SERIE | *SERIES*: ARCHILINE_F, FL, FJ, / ARCHILINE_A / ARCHILINE_I, IJ

BRAND: i-LèD

Cavo Iniziale
Start Cable
All in One DMX + 230V AC



98660 | 1m
98661 | 5m
F. 6pin

Cavi di Estensione
Extension Cables
All in One DMX + 230V AC



98660 | 1m
98661 | 5m
F. + M 6pin

All In One
Splitter 230V AC + DMX



98985 | Start Splitter
99390 | Continuity Splitter

Tappo di Chiusura | All In ONE
End Cap All In One
230V AC + DMX



98986

AC

CORRENTE ALTERNATA
MAX. DISTANZA TRA DRIVER ED ULTIMO PRODOTTO | SEZIONE CAVO
ALTERNATE CURRENT
DRIVER TO LAST LIGHT FITTING MAX DISTANCE | WIRE SECTION

SEZIONE *SECTION* [mm2]	1	1.5	2.5
LUNGHEZZA *LENGHT* [m]	50	75	130

* Distanza massima dal driver all'ultimo articolo della linea a massimo carico.
Per lunghezze massime dei cavi effettive,fare riferimento a support@linealight.com
** Maximum distance between LED driver and last device at full load.*
For effective maximum cable lengths,please refer to support@linealight.com

SI PREGA SEGUIRE LE BUONE PRATICHE DI DIMENSIONAMENTO E SEZIONAMENTO DELL'IMPIANTO ELETTRICO, TENENDO PRESENTE: LE CARATTERISTICHE DELL' INTERRUTTORE DIFFERENZIALE ED IL NUMERO DI ARTICOLI COLLEGATI ALLA LINEA ELETTRICA; QUESTO PER AGEVOLARE L'IDENFICAZIONE DI EVENTUALI ANOMALIE SULLA LINEA ELETTRICA

PLEASE FOLLOW THE BEST PRACTICES IN ELECTRICAL SYSTEM DESIGN, PAING ATTENTION TO THE RCCB SWITCH CHARACTERISTICSAND THE NUMBER OF FITTINGS CONNECTED TO THE ELETRICAL LINE; THIS HELPS TO INDETIFY POSSIBLE ANOMALIES ON THE ELETRICAL LINE

TIPO DI CONNESSIONE
TYPE OF CONNECTION

X: Se il cavo flessibile esterno di questo apparecchio è danneggiato, deve essere sostituito da un cavo speciale, disponibile esclusivamente presso il fabbricante, o il suo servizio di assistenza.
X: If the external flexible cable of this appliance is dameged, it must be replaced with a special cable, which is only avaible from the manufacturer or its service department.

Y: Se il cavo flessibile esterno di questo apparecchio è danneggiato, deve essere sostituito esclusivamente dal fabbricante, dal suo servizio di assistenza o da personale qualificato equivalente, al fine di evitare pericoli.
Y: If the external flexible cable of this appliance is dameged, it must only be replaced by the manufacturer, its service department or equivalent qualified personell in order to avoid danger.

Z: Il cavo flessibile esterno di questo apparecchio non può essere sostituito; se il cavo è danneggiato l'apparecchio deve essere distrutto.
Z: The external flexible cable fo this appliance cannot be replaced; if the cable is dameged, the appliance must be destroyed.

CABLAGGIO / *WIRING*

1

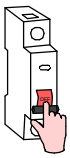

TUTTE LE OPERAZIONI DI COLLEGAMENTO ALLA RETE ELETTRICA DEVONO ESSERE CONDOTTE IN MANCANZA DI TENSIONE

ALL THE WIRING OPERATION MUST BE PERFORMED WITH MCB IN OFF POSITION

2



SE IL PRODOTTO E' DEFINITO IN CLASSE 1, IL CONDUTTORE DI MESSA A TERRA DI PROTEZIONE DEVE ESSERE SEMPRE COLLEGATO

IF THE FITTING IS CLASS 1 RATED, THE CPC | EARTH | PE CONDUCTOR MUST BE CONNECTED

3

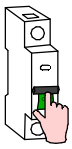

SE L'IMPIANTO E' STATO COMPLETATO ED E' IN SICUREZZA, PUO' ESSERE ALIMENTATO

WHEN THE CIRCUIT IS COMPLETED AND SAFE, MCB CAN BE SET IN ON POSITION

MCB

N° DI PRODOTTI PER MAGNETORTERMICO
N° OF LIGHT FITTINGS PER MCB

CODICE *CODE*	B10	B16	B20	C10	C16	C20
81590	9	15	18	15	25	31
81591	37	59	74	43	70	87
81592	37	59	74	43	70	87
81593	6	10	13	11	18	22
81594	37	59	74	43	70	87
81595	37	59	74	43	70	87
81596	7	12	15	13	21	26
81597	37	59	74	43	70	87
81598	37	59	74	43	70	87
81599	6	10	13	11	18	22
81600	37	59	74	43	70	87
81601	37	59	74	43	70	87
81602	7	12	15	13	21	26
81603	37	59	74	43	70	87
81604	37	59	74	43	70	87
81605	6	10	13	11	18	22
81606	13	17	22	21	36	45

MCB

82307	6	10	13	11	18	22
82308	37	59	46	59	94	118
82309	37	59	74	43	70	87
82310	37	59	46	59	94	118
82311	37	59	74	43	70	87
82312	12	20	25	21	34	42
82313	6	10	13	11	18	22
92046	55	89	111	92	148	185
92047	12	20	25	21	34	42
92048	12	20	25	21	34	42
92049	55	89	111	92	148	185
92050	12	20	25	21	34	42
92051	12	20	25	21	34	42
92052	55	89	111	92	148	185
92054	12	20	25	21	34	42
92056	12	20	25	21	34	42
92080	27	44	55	32	51	64
92081	14	23	29	24	39	49
92082	14	23	29	24	39	49
92083	27	44	55	32	51	64
92084	14	23	29	24	39	49

MCB

92093	14	23	29	24	39	49
92100	27	44	55	32	51	64
92104	14	23	29	24	39	49
92108	14	23	29	24	39	49
92124	37	59	46	59	94	118
92125	37	59	46	59	94	118
92126	12	20	25	21	34	42
92127	37	59	46	59	94	118
92128	37	59	46	59	94	118
92129	12	20	25	21	34	42
92132	37	59	46	59	94	118
92134	37	59	46	59	94	118
92136	12	20	25	21	34	42
92138	27	44	55	32	51	64
92139	27	44	55	32	51	64
92142	27	44	55	32	51	64
92143	27	44	55	32	51	64
92144	27	44	55	32	51	64
92145	27	44	55	32	51	64

SERIE | *SERIES*: ARCHILINE_F, FL, FJ, / ARCHILINE_A / ARCHILINE_I, IJ

BRAND: i-LèD

MARRONE / BROWN = LINEA / *LINE*
AZZURRO / LIGHT BLUE = NEUTRO / *NEUTRAL*
GIALLO-VERDE / YELLOW-GREEN = TERRA / EARTH CPC | PE

MODELLO TYPE	ARCHILINE_F, FJ, FL			Archiline_A				Archiline_I, IJ		
LUNGHEZZA LENGTH [mm]	321	510	1001	371	561	1051	1541	375	565	1055
MAX N° PER POWER LINE	75	50	25	65	45	23	15	65	45	23

Archiline 230 V AC
CABLAGGIO IN & OUT
IN & OUT WIRING

AC

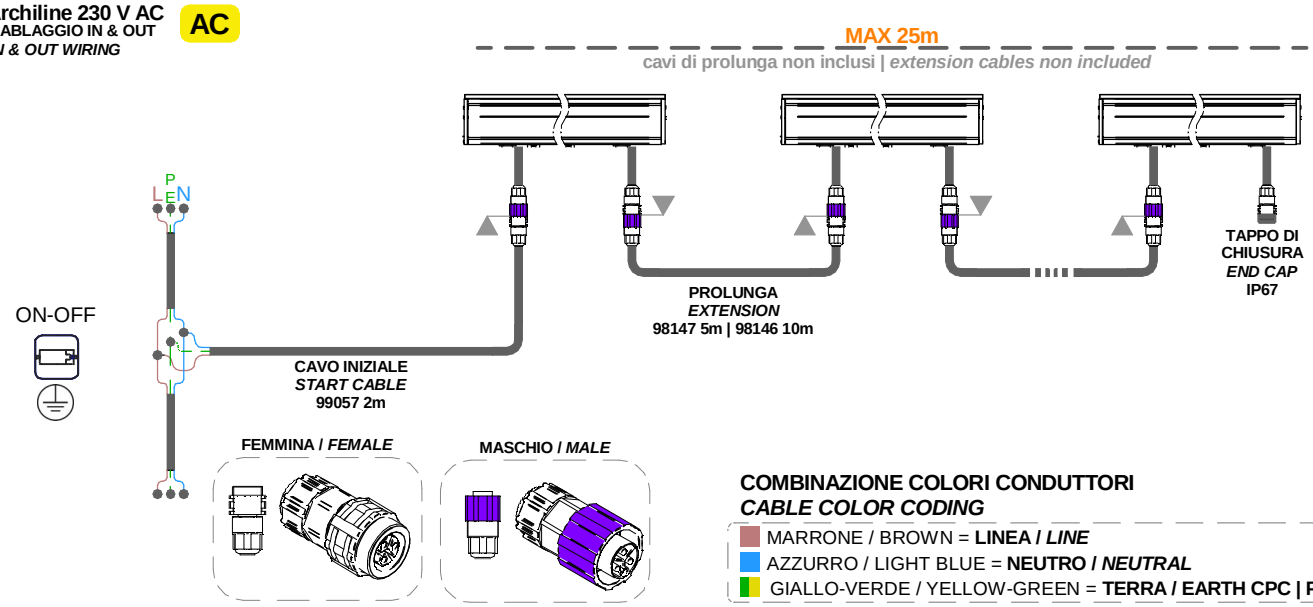

COMBINAZIONE COLORI CONDUTTORI
CABLE COLOR CODING
- MARRONE / BROWN = **LINEA / *LINE***
- AZZURRO / LIGHT BLUE = **NEUTRO / *NEUTRAL***
- GIALLO-VERDE / YELLOW-GREEN = **TERRA / EARTH CPC | PE**

Archiline 230 V AC All In One DALI
CABLAGGIO IN & OUT
IN & OUT WIRING

AC

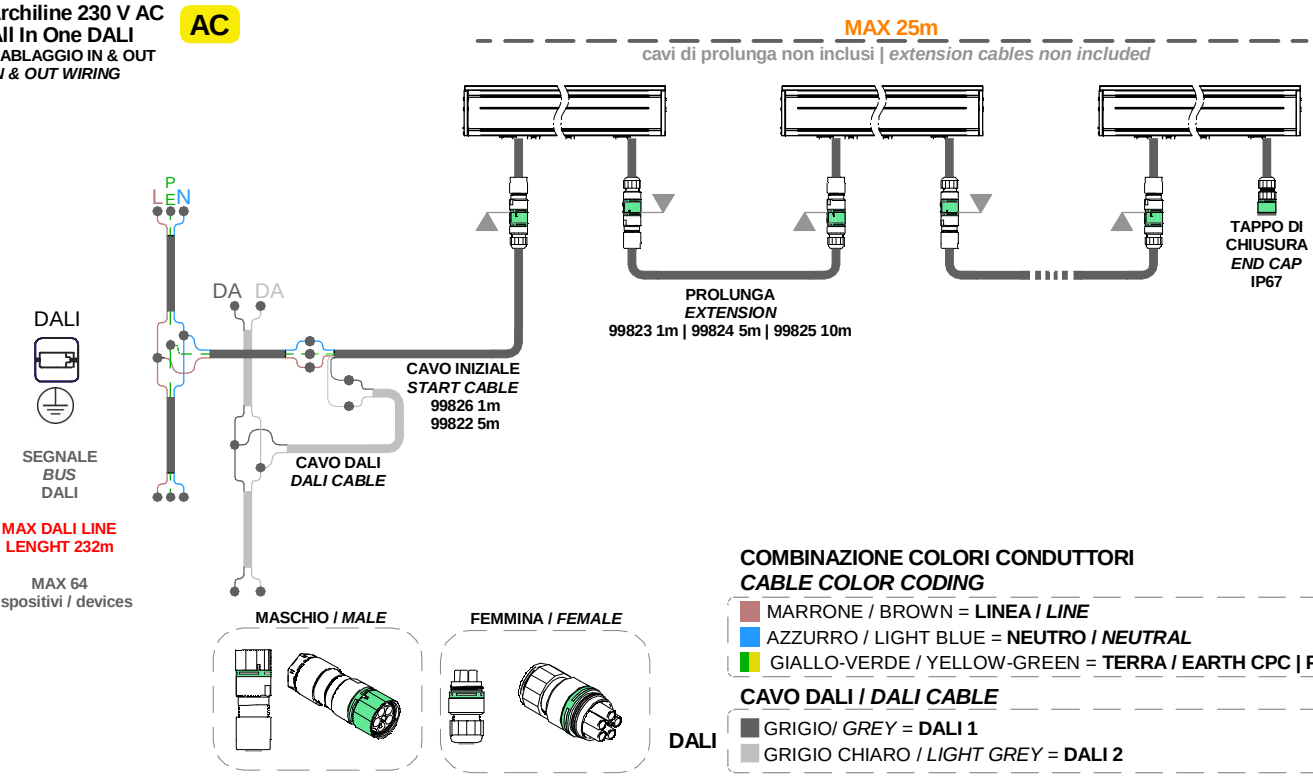

COMBINAZIONE COLORI CONDUTTORI
CABLE COLOR CODING
- MARRONE / BROWN = **LINEA / *LINE***
- AZZURRO / LIGHT BLUE = **NEUTRO / *NEUTRAL***
- GIALLO-VERDE / YELLOW-GREEN = **TERRA / EARTH CPC | PE**

CAVO DALI / *DALI CABLE*
- GRIGIO/ *GREY* = **DALI 1**
- GRIGIO CHIARO / *LIGHT GREY* = **DALI 2**

DALI

SERIE | *SERIES*: ARCHILINE_F, FL, FJ, / ARCHILINE_A / ARCHILINE_I, IJ

BRAND: i-LèD

MARRONE / BROWN = LINEA / *LINE*
AZZURRO / LIGHT BLUE = NEUTRO / *NEUTRAL*
GIALLO-VERDE / YELLOW-GREEN = TERRA / EARTH CPC | PE

DMX | RDM All in One
CABLAGGIO IN & OUT
IN & OUT WIRING

AC

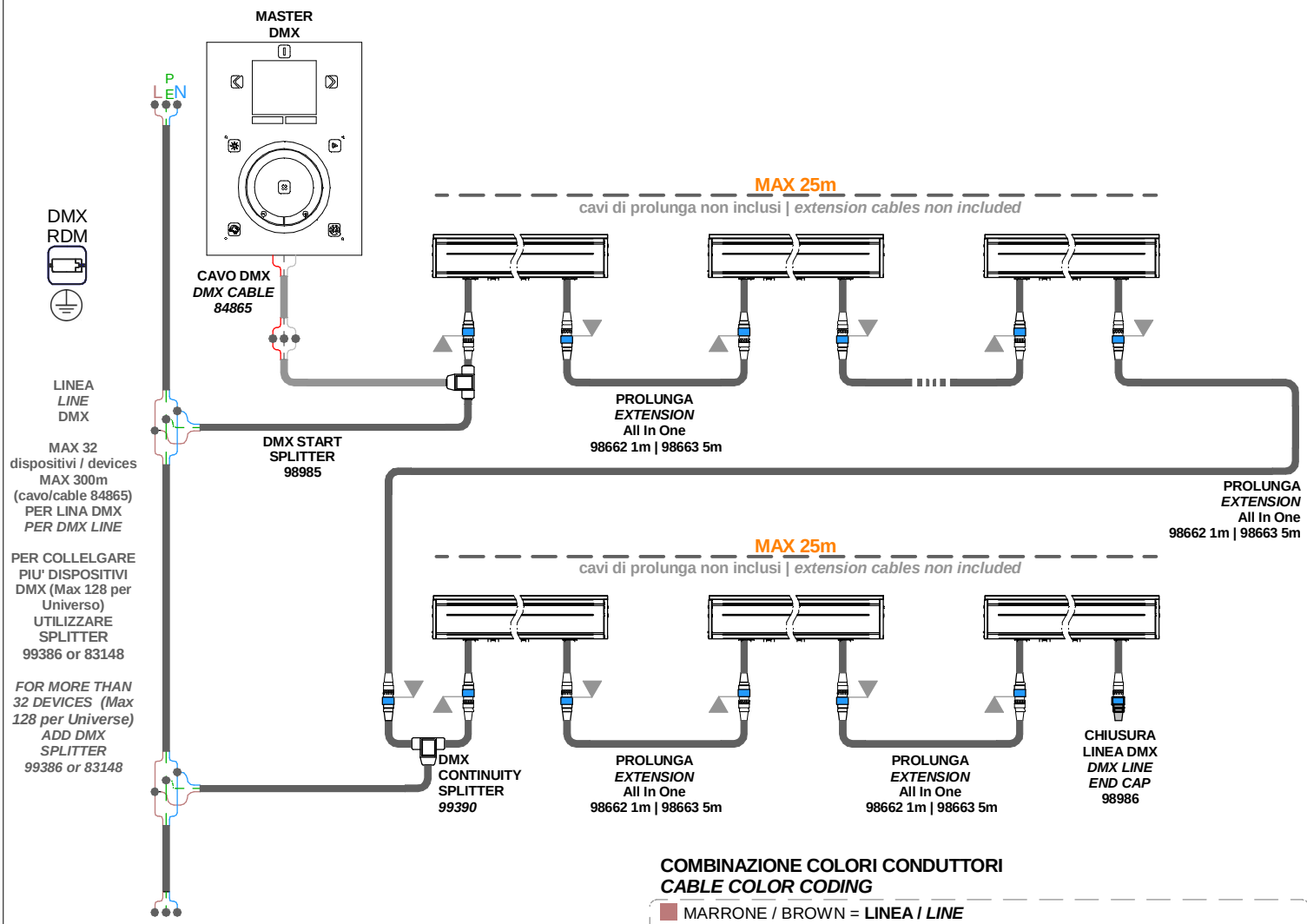

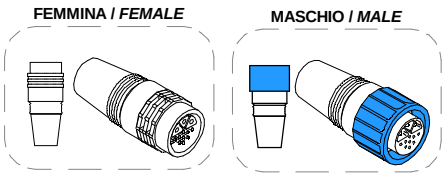

COMBINAZIONE COLORI CONDUTTORI
CABLE COLOR CODING

MARRONE / BROWN = **LINEA / *LINE***
AZZURRO / LIGHT BLUE = **NEUTRO / *NEUTRAL***
GIALLO-VERDE / YELLOW-GREEN = **TERRA / EARTH CPC | PE**

CAVO DMX / *DMX CABLE*

DMX
ROSSO / RED = **DMX POSITIVO + / DMX POSITIVO +**
CALZA / SHIELD = **RIF. DI TERRRA / GROUND REF.**
BIANCO / WHITE = **DMX NEGATIVO - / DMX NEGATIVE -**