| | | | | |
|---|---|---|---|---|
| linea light group | **ISTRUZIONI DI MONTAGGIO** *MOUNTING INSTRUCTIONS* | **REVISIONE N°.** *REVISION N°.* | **DATA** | FGI00296 |
| | | **Rev. 10** | **11/18/2026** | |

**SERIES: PERISKOP_Q**

**BRAND: i-LED**

IP66 IK08

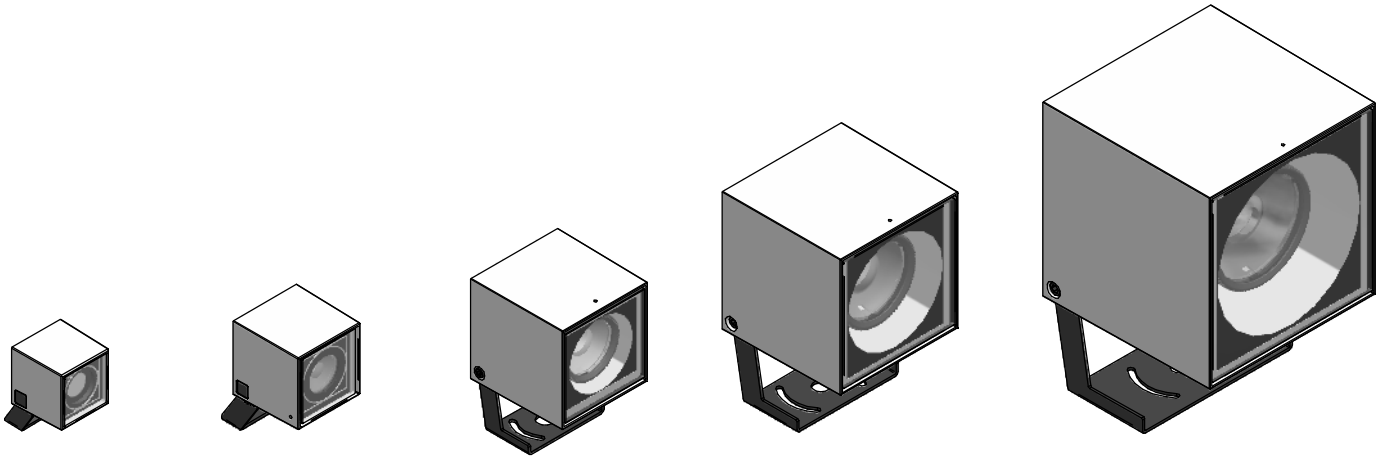

☐45 ☐60 ☐80 ☐110 ☐160

A B C D E

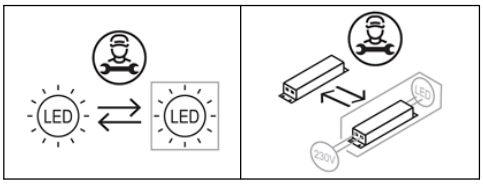


**ACCESSORIO NON INCLUSI / *NOT INCLUDED ACCESSORIES***

**SCHERMO ANTI-ABBAGLIAMENTO**
***ANTI-GLARE SCREEN***



**83245** (☐60, not for optic 10))
**C-U300023** (☐80)
**C-U300024** (☐110)
**C-U300025** (☐160, not for RGBW)
**98968** (☐160 RGBW)

**SNOOT ANTI-ABBAGLIAMENTO**
***ANTI-GLARE SNOOT***



**C-U300026** (☐80)
**C-U300027** (☐110)
**C-U300028** (☐160, not for RGBW)
**98971** (☐160 RGBW)

**PICCHETTO ACCIAIO**
***STEEL PEG***



**84890** (☐45)
**98112** (☐45)
**C-F500001** (☐45)
**98624** (☐60)
**C-F500002** (☐60)
**C-F500003** (☐60)

**PICCHETTO ACCIAIO**
***STEEL PEG***

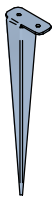

**98550** (☐45)

**PICCHETTO DI FISSAGGIO**
***FIXING PEG***



**89371** (☐60)
**98549** (☐80 / ☐110 / ☐160)

**CINTURA PER ALBERO**
***BOLT FIXING***



**99802** (☐80 / ☐110 / ☐160)

**FLAPS**
***FLAPS***

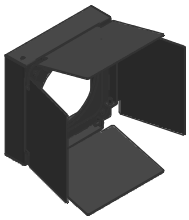

**C-U300032** (☐160, not for RGBW)

**FILTRO ELLITTICO**
***ELLIPTIC FILTER***



**C-U300033** (☐160, not for RGBW)

**PER IL MONTAGGIO DEGLI ACCESSORI, FARE RIFERIMENTO AL FOGLIO D'ISTRUZIONE**

***LOOK AT THE ACCESSORIES INSTALLATION MANUAL***

**FGI00391**

**SERIES: PERISKOP_Q**

**BRAND: i-LèD**

**SPECIFICHE PRODOTTI - CODICI | *PRODUCTS SPECIFICATION - CODES***

| CODE | ON OFF | DALI 2 PUSH | HONEY COMB | Dimensions (LxWxH / Ø x H mm) | Electrical Insulation Class | POWER (W) | CLASS I / II INPUT (V) | CLASS I / II FREQUENCY (Hz) | WEIGHT (Kg) | IP | CRI | IK | Energy class light source Temperature color LED (°K) 2200 | 2700 | 3000 | 4000 | No. light source | Conn. Type |
|---|---|---|---|---|---|---|---|---|---|---|---|---|---|---|---|---|---|---|
| | | | | | | | CLASS III VOLTAGE (V) | CLASS III CURRENT (mA) | | | | | | | | | | |
| 81788 | | | | 46x85x68 | 3 | 6 | 12 | 500 | 0,2 | 66 | 80 | 8 | / | E | E | E | 1 | Y |
| 81789 | | | | 46x85x68 | 3 | 6 | 12 | 500 | 0,2 | 66 | 80 | 8 | / | E | E | E | 1 | Y |
| 81790 | | | | 46x85x68 | 3 | 6 | 12 | 500 | 0,2 | 66 | 80 | 8 | / | E | E | E | 1 | Y |
| 81791 | | | | 46x85x68 | 3 | 6 | 12 | 500 | 0,2 | 66 | 80 | 8 | / | E | E | E | 1 | Y |
| 77605 | | | | 46x85x68 | 3 | 6 | 12 | 500 | 0,2 | 66 | 80 | 8 | / | E | E | E | 1 | Y |
| 90519 | | | | 46x46x68 | 3 | 6 | 12 | 500 | 0,2 | 66 | 80 | 8 | / | E | E | E | 1 | Y |
| 90520 | | | | 46x46x68 | 3 | 6 | 12 | 500 | 0,2 | 66 | 80 | 8 | / | E | E | E | 1 | Y |
| 90521 | | | | 46x46x68 | 3 | 6 | 12 | 500 | 0,2 | 66 | 80 | 8 | / | E | E | E | 1 | Y |
| 90522 | | | | 46x46x68 | 3 | 6 | 12 | 500 | 0,2 | 66 | 80 | 8 | / | E | E | E | 1 | Y |
| 77604 | | | | 46x46x68 | 3 | 6 | 12 | 500 | 0,2 | 66 | 80 | 8 | / | E | E | E | 1 | Y |
| C01747 | | | | 46x46x68 | 3 | 4 | 3 x CH | 350 x CH | 0,2 | 66 | 80 | 8 | RGBW \| N/A | | | | 1 | Y |
| 84237 | x | | | 60x103x91 | 2 | 7,5 | 220-240 | 50/60 | 0,4 | 66 | 80 | 8 | / | E | E | E | 1 | Y |
| 84238 | x | | | 60x103x91 | 2 | 7,5 | 220-240 | 50/60 | 0,4 | 66 | 80 | 8 | / | E | E | E | 1 | Y |
| 84239 | x | | | 60x103x91 | 2 | 7,5 | 220-240 | 50/60 | 0,4 | 66 | 80 | 8 | / | E | E | E | 1 | Y |
| 84240 | x | | | 60x103x91 | 2 | 7,5 | 220-240 | 50/60 | 0,4 | 66 | 80 | 8 | / | E | E | E | 1 | Y |
| 77608 | x | | | 60x103x91 | 2 | 7,5 | 220-240 | 50/60 | 0,4 | 66 | 80 | 8 | / | E | E | E | 1 | Y |
| 84233 | x | | | 60x76x91 | 2 | 8,7 | 220-240 | 50/60 | 0,35 | 66 | 80 | 8 | / | E | E | E | 1 | Y |
| 84234 | x | | | 60x76x91 | 2 | 8,7 | 220-240 | 50/60 | 0,35 | 66 | 80 | 8 | / | E | E | E | 1 | Y |
| 84235 | x | | | 60x76x91 | 2 | 8,7 | 220-240 | 50/60 | 0,35 | 66 | 80 | 8 | / | E | E | E | 1 | Y |
| 84236 | x | | | 60x76x91 | 2 | 8,7 | 220-240 | 50/60 | 0,35 | 66 | 80 | 8 | / | E | E | E | 1 | Y |
| 77607 | x | | | 60x76x91 | 2 | 8,7 | 220-240 | 50/60 | 0,35 | 66 | 80 | 8 | / | E | E | E | 1 | Y |
| C00778 | | | | 81x85x122 | 3 | 2 | 3 | 630 | 0,8 | 66 | 80 | 8 | F | F | F | E | 1 | Y |
| C00777 | x | | | 81x85x122 | 1 | 3,7 | 220-240 | 50/60 | 0,8 | 66 | 80 | 8 | F | F | F | E | 1 | Y |
| C01732 | | x | | 81x85x122 | 1 | 2,5 | 220-240 | 50/60 | 0,8 | 66 | 80 | 8 | F | F | F | E | 1 | Y |
| C00780 | | | | 81x85x122 | 3 | 8 | 13 | 630 | 0,8 | 66 | 80 | 8 | F | F | F | E | 1 | Y |
| C00779 | x | | | 81x85x122 | 1 | 11,5 | 220-240 | 50/60 | 0,8 | 66 | 80 | 8 | F | F | F | E | 1 | Y |
| C01733 | | x | | 81x85x122 | 1 | 7,5 | 220-240 | 50/60 | 0,8 | 66 | 80 | 8 | F | F | F | E | 1 | Y |
| C00489 | | | | 81x85x122 | 3 | 9,5 | 18 | 500 | 0,8 | 66 | 80 | 8 | E | E | E | E | 1 | Y |
| C00490 | | | x | 81x85x122 | 3 | 9,5 | 18 | 500 | 0,8 | 66 | 80 | 8 | E | E | E | E | 1 | Y |
| C00487 | x | | | 81x85x122 | 1 | 11,5 | 220-240 | 50/60 | 0,85 | 66 | 80 | 8 | E | E | E | E | 1 | Y |
| C01734 | | x | | 81x85x122 | 2 | 11,5 | 220-240 | 50/60 | 0,8 | 66 | 80 | 8 | E | E | E | E | 1 | Y |
| C00488 | | | x | 81x85x122 | 1 | 11,5 | 220-240 | 50/60 | 0,85 | 66 | 80 | 8 | E | E | E | E | 1 | Y |
| C01735 | | x | x | 81x85x122 | 2 | 11,5 | 220-240 | 50/60 | 0,8 | 66 | 80 | 8 | E | E | E | E | 1 | Y |
| C00781 | | | | 81x85x122 | 3 | 8 | 3 x CH | 600 x CH | 0,9 | 66 | 80 | 8 | RGBW \| N/A | | | | 1 | Y |
| C00817 | x | | | 112x110x169 | 2 | 10 | 220-240 | 50/60 | 1,65 | 66 | 80 | 8 | F | F | F | E | 1 | Y |
| C00818 | | x | | 112x110x169 | 2 | 10 | 220-240 | 50/60 | 1,65 | 66 | 80 | 8 | F | F | F | E | 1 | Y |
| C00819 | x | | | 112x110x169 | 2 | 21 | 220-240 | 50/60 | 1,74 | 66 | 80 | 8 | F | F | F | E | 1 | Y |
| C00820 | | x | | 112x110x169 | 2 | 21 | 220-240 | 50/60 | 1,74 | 66 | 80 | 8 | F | F | F | E | 1 | Y |
| C00812 | x | | | 112x110x169 | 2 | 21 | 220-240 | 50/60 | 1,8 | 66 | 80 | 8 | E | E | E | E | 1 | Y |
| C00814 | | x | | 112x110x169 | 2 | 21 | 220-240 | 50/60 | 1,8 | 66 | 80 | 8 | E | E | E | E | 1 | Y |
| C00813 | | | x | 112x110x169 | 2 | 21 | 220-240 | 50/60 | 1,8 | 66 | 80 | 8 | E | E | E | E | 1 | Y |
| C00815 | | x | x | 112x110x169 | 2 | 21 | 220-240 | 50/60 | 1,8 | 66 | 80 | 8 | E | E | E | E | 1 | Y |
| C00816 | | | | 112x110x169 | 3 | 18 | 9 x CH | 500 x CH | 1,8 | 66 | 80 | 8 | RGBW \| N/A | | | | 1 | Y |
| C00874 | x | | | 158x155x232 | 2 | 22 | 220-240 | 50/60 | 3,6 | 66 | 80 | 8 | F | F | F | E | 1 | Y |
| C00875 | | x | | 158x155x232 | 2 | 22 | 220-240 | 50/60 | 3,6 | 66 | 80 | 8 | F | F | F | E | 1 | Y |
| C00876 | x | | | 158x155x232 | 1 | 38 | 220-240 | 50/60 | 3,5 | 66 | 80 | 8 | F | F | F | E | 1 | Y |
| C00877 | | x | | 158x155x232 | 1 | 38 | 220-240 | 50/60 | 3,5 | 66 | 80 | 8 | F | F | F | E | 1 | Y |
| C01352 | x | | | 158x155x232 | 2 | 33 | 220-240 | 50/60 | 3,5 | 66 | 80 | 8 | F | F | F | E | 1 | Y |
| C01353 | | x | | 158x155x232 | 2 | 33 | 220-240 | 50/60 | 3,5 | 66 | 80 | 8 | F | F | F | E | 1 | Y |
| C01354 | x | | x | 158x155x232 | 2 | 33 | 220-240 | 50/60 | 3,5 | 66 | 80 | 8 | F | F | F | E | 1 | Y |
| C01355 | | x | x | 158x155x232 | 2 | 33 | 220-240 | 50/60 | 3,5 | 66 | 80 | 8 | F | F | F | E | 1 | Y |
| C00857 | x | | | 158x155x232 | 1 | 48 | 220-240 | 50/60 | 3,5 | 66 | 80 | 8 | F | E | E | E | 1 | Y |
| C00859 | | x | | 158x155x232 | 1 | 48 | 220-240 | 50/60 | 3,5 | 66 | 80 | 8 | F | E | E | E | 1 | Y |
| C00858 | x | | x | 158x155x232 | 1 | 48 | 220-240 | 50/60 | 3,5 | 66 | 80 | 8 | F | E | E | E | 1 | Y |
| C00860 | | x | x | 158x155x232 | 1 | 48 | 220-240 | 50/60 | 3,5 | 66 | 80 | 8 | F | E | E | E | 1 | Y |
| 81784 | | | | 158x155x232 | 1 | 40 | 220-240 | 50/60 | 4 | 66 | 80 | 8 | RGBW \| N/A | | | | 1 | Y |
| 81785 | | | | 158x155x232 | 1 | 40 | 220-240 | 50/60 | 4 | 66 | 80 | 8 | RGBW \| N/A | | | | 1 | Y |
| 81786 | | | | 158x155x232 | 1 | 40 | 220-240 | 50/60 | 4 | 66 | 80 | 8 | RGBW \| N/A | | | | 1 | Y |
| 81787 | | | | 158x155x232 | 1 | 40 | 220-240 | 50/60 | 4 | 66 | 80 | 8 | RGBW \| N/A | | | | 1 | Y |
| 77618 | | | | 158x155x232 | 1 | 40 | 220-240 | 50/60 | 4 | 66 | 80 | 8 | RGBW \| N/A | | | | 1 | Y |

**Ta -20°C ÷ +50°C**

***NON FISSARE LA SORGENTE LUMINOSA.**
***DO NOT LOOK AT LIGHT SOURCE.**



| | | | |
|---|---|---|---|
| linea light group | **ISTRUZIONI DI MONTAGGIO** *MOUNTING INSTRUCTIONS* | **REVISIONE N°.** *REVISION N°.* | **DATA** |
| | | **Rev. 10** | **11/18/2026** |

FGI00296

**SERIES: PERISKOP_Q**
**BRAND: i-LèD**

**PUNTI DI FISSAGGIO** *FIXING POINTS*

**DIMENSIONI / *DIMENSIONS***

**A**

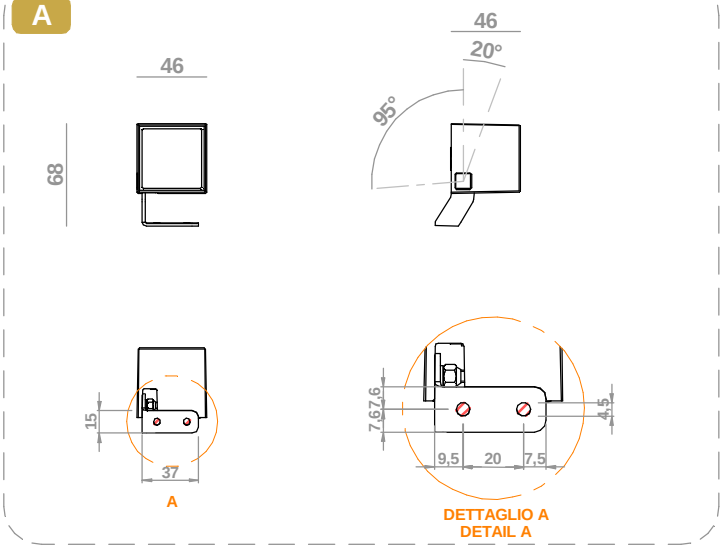


**B**

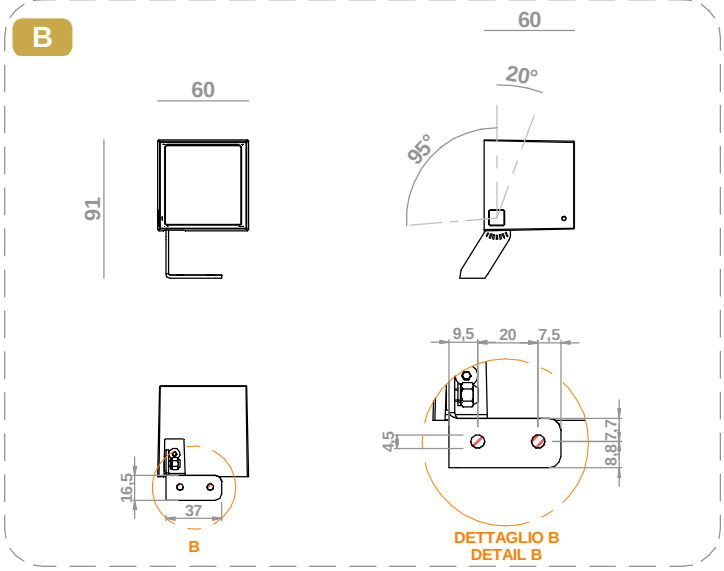


**C**

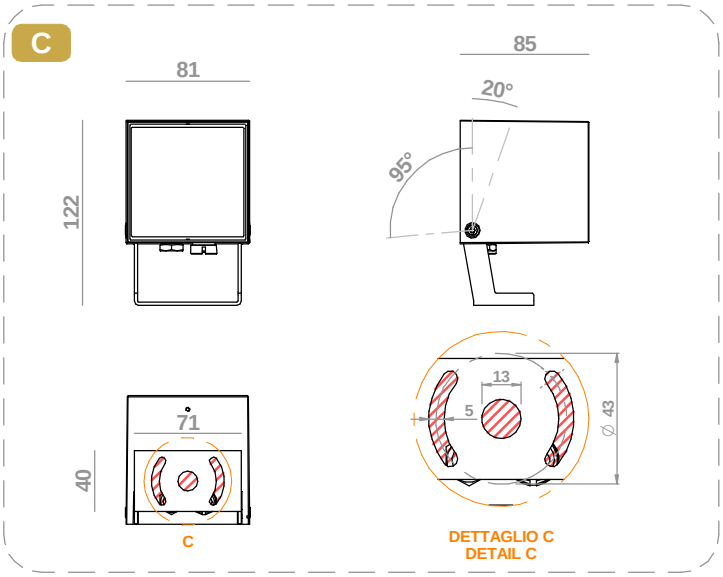


**D**

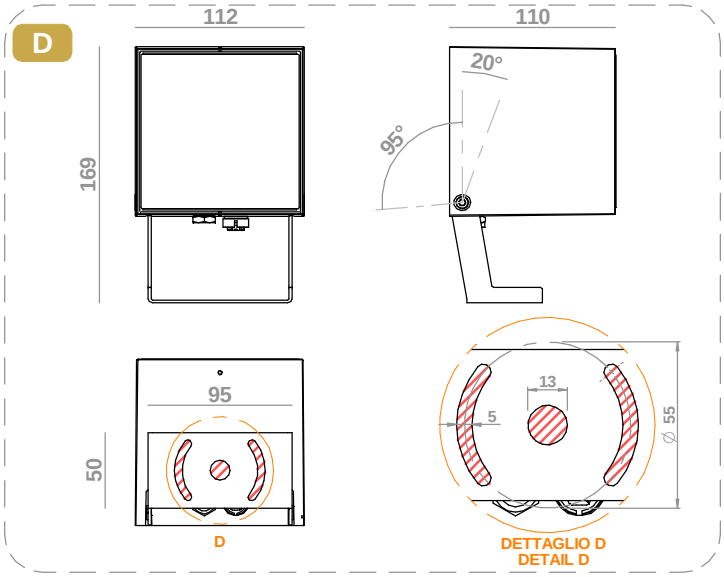


**E**

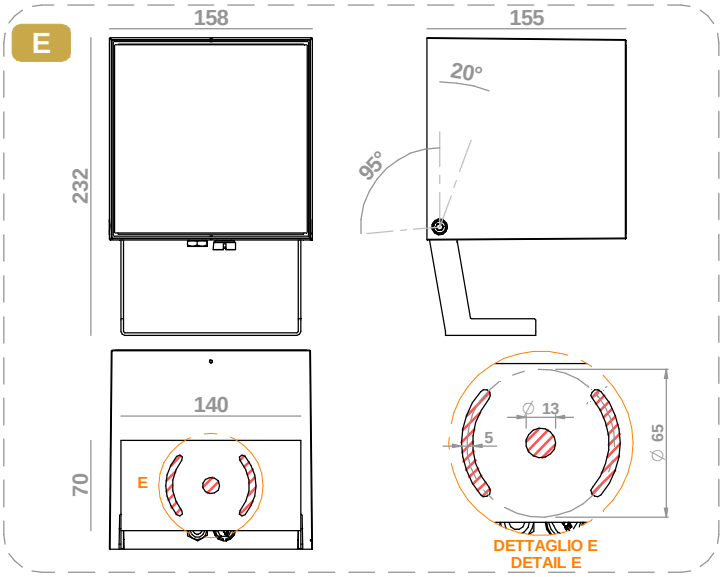


**POSSIBILITA' DI ORIENTARE IL FARETTO UTILIZZANDO LE ASOLE SULLA STAFFA OPPURE ANCHE SEGUENDO LA SCALA GRADUATA**

***IT'S POSSIBLE TO ORIENT THE SPOTLIGHT BY USING THE SLOTS ON THE BRACKET, OR FOLLOWING THE GRATUATED SCALE, IN THE VARIOUS POSITION***

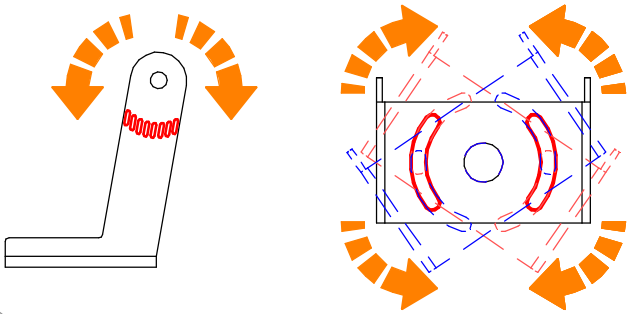

**SERIES: PERISKOP_Q**

**BRAND: i-LèD**

**INSTALLAZIONE / *INSTALLATION***

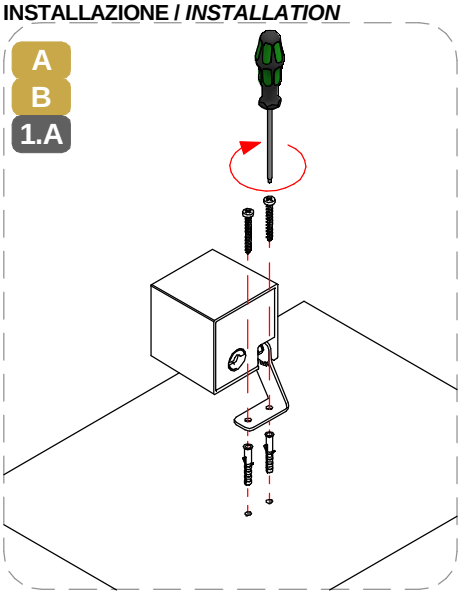


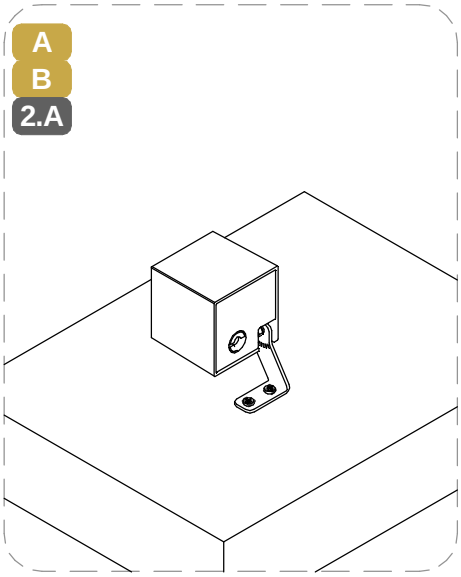


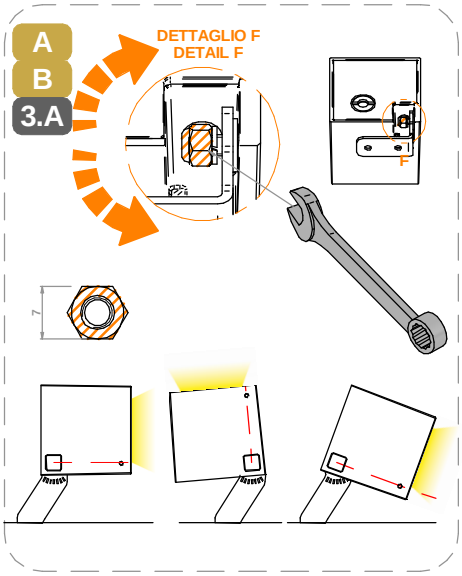


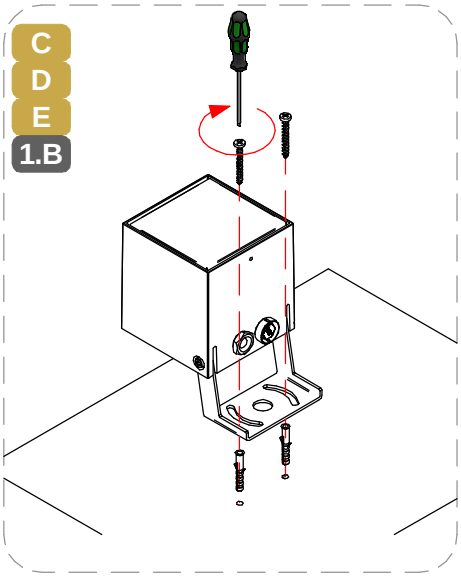


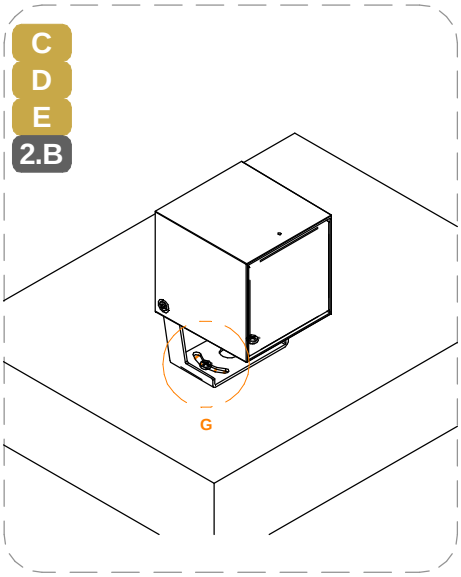


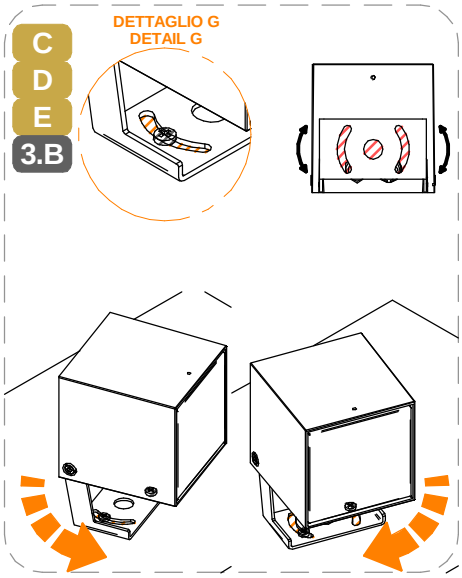


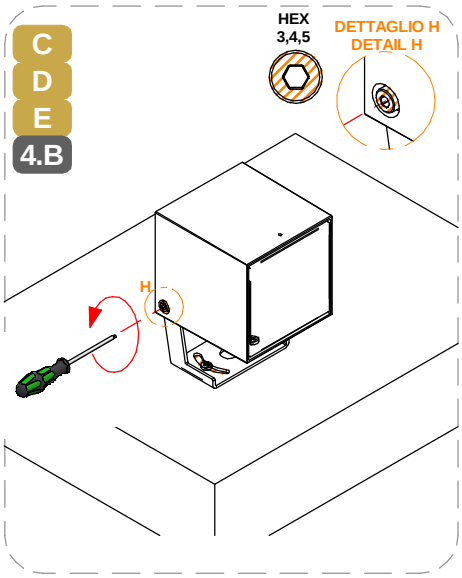


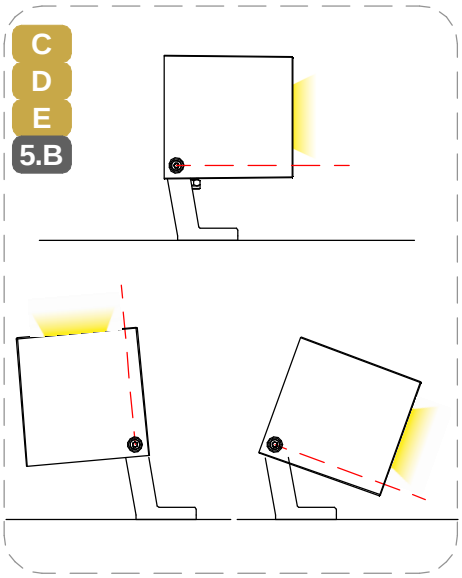


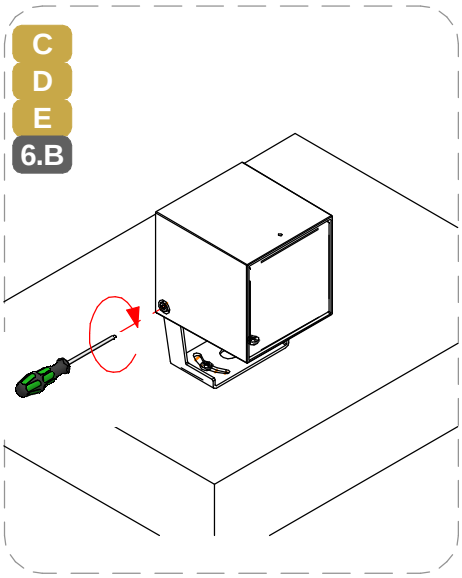

**SERIES: PERISKOP_Q**

**BRAND: i-LèD**

MARRONE / BROWN = LINEA / *LINE*
AZZURRO / LIGHT BLUE = NEUTRO / *NEUTRAL*
GIALLO-VERDE / YELLOW-GREEN = TERRA / EARTH CPC | PE

## SUPERFICI INSTALLATIVE / *INSTALLATION SURFACES*

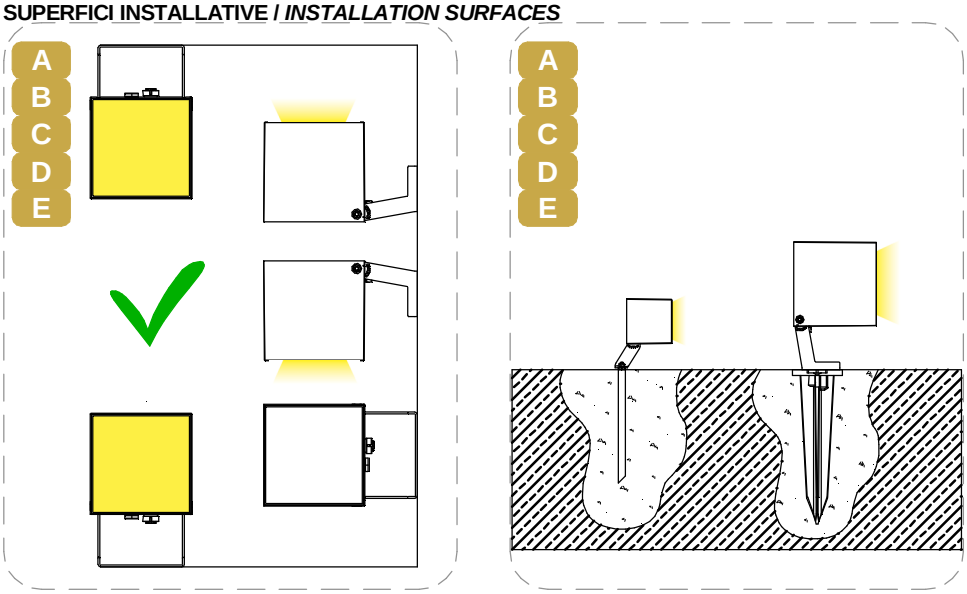


## CABLAGGIO / *WIRING*

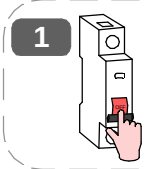

**1** TUTTE LE OPERAZIONI DI COLLEGAMENTO ALLA RETE ELETTRICA DEVONO ESSERE CONDOTTE IN MANCANZA DI TENSIONE

***ALL THE WIRING OPERATION MUST BE PERFORMED WITH MCB IN OFF POSITION***



**2** SE IL PRODOTTO E' DEFINITO IN CLASSE 1, IL CONDUTTORE DI MESSA A TERRA DI PROTEZIONE DEVE ESSERE SEMPRE COLLEGATO

***IF THE FITTING IS CLASS 1 RATED, THE CPC | EARTH | PE CONDUCTOR MUST BE CONNECTED***

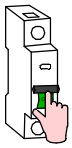

**3** SE L'IMPIANTO E' STATO COMPLETATO ED E' IN SICUREZZA, PUO' ESSERE ALIMENTATO

***WHEN THE CIRCUIT IS COMPLETED AND SAFE, MCB CAN BE SET IN ON POSITION***

**SE IL PRODOTTO E' DEFINITO IN CLASSE 3, IL CIRCUITO SECONDARIO A BASSA TENSIONE DEVE ESSERE COLLEGATO ALL'ALIMENTATORE PRIMA CHE QUESTO SIA SOTTO TENSIONE**

***IF THE FITTING IS CLASS 3 RATED, THE LOW VOLTAGE CIRCUIT MUST BE WIRED BEFORE THE POWER SUPPLY IS POWERED ON***

**SE IL CARICO VENISSE COLLEGATO AD ALIMENTATORE SOTTO TENSIONE, I PRODOTTI POTREBBERO DANNEGGIARSI, SUBENDO UN DANNO DA SOVRATENSIONE**

***IF THE LOAD IS WIRED TO AN ALREADY ON POWER SUPPLY, THE FITTINGS COULD BE DAMAGED BY VOLTAGE SURGE***

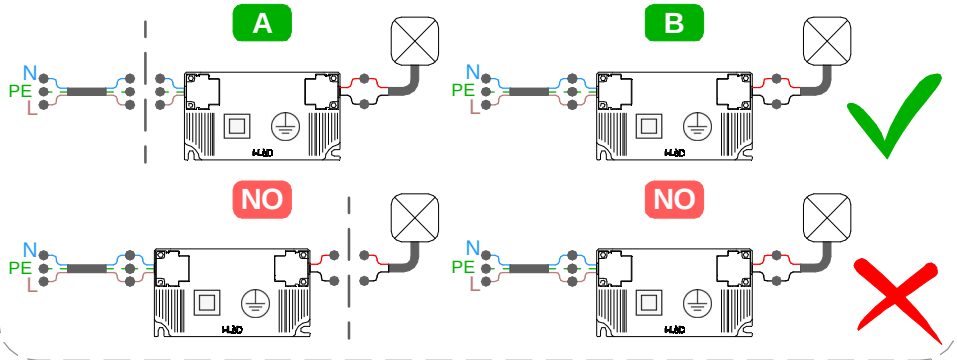


**CC**

**CORRENTE COSTANTE**
**MAX. DISTANZA TRA DRIVER ED ULTIMO PRODOTTO | SEZIONE CAVO**
***CONSTANT CURREMT***
***DRIVER TO LAST LIGHT FITTING***
***MAX DISTANCE | WIRE SECTION***

| SEZIONE *SECTION* [mm2] | 0,5 | 1 | 1,5 | 2,5 |
|---|---|---|---|---|
| LUNGHEZZA *LENGHT* [m] | 20 | 40 | 60 | 100 |

* Distanza massima dal driver all'ultimo articolo della linea a massimo carico. Per lunghezze massime dei cavi effettive,fare riferimento a support@linealight.com

** Maximum distance between LED driver and last device at full load. For effective maximum cable lengths,please refer to*

### TIPO DI CONNESSIONE
### *TYPE OF CONNECTION*

**X: Se il cavo flessibile esterno di questo apparecchio è danneggiato, deve essere sostituito da un cavo speciale, disponibile esclusivamente presso il fabbricante, o il suo servizio di assistenza.**
***X: If the external flexible cable of this appliance is dameged, it must be replaced with a special cable, which is only avaible from the manufacturer or its service department.***

**Y: Se il cavo flessibile esterno di questo apparecchio è danneggiato, deve essere sostituito esclusivamente dal fabbricante, dal suo servizio di assistenza o da personale qualificato equivalente, al fine di evitare pericoli.**
***Y: If the external flexible cable of this appliance is dameged, it must only be replaced by the manufacturer, its service department or equivalent qualified personell in order to avoid danger.***

**Z: Il cavo flessibile esterno di questo apparecchio non può essere sostituito; se il cavo è danneggiato l'apparecchio deve essere distrutto.**
***Z: The external flexible cable fo this appliance cannot be replaced; if the cable is dameged, the appliance must be destroyed.***

**Per ridurre il rischio di strangolamento, il cavo flessibile collegato all'aparecchio deve essere efficacemente fissato alla parete, se si trova all'interno del volume di accessibilità.**
***To reduce the risk of strangulation, the flexible cable connected to the device must be securely fixed to the wall if it is located within the accessible area.***

**ASSICURARSI CHE LA CONTROCASSA OD IL PRODOTTO SIANO POSIZIONATI SU UNA SUPEFICE PIANA**
***MAKE SURE THE OUTER CASING OR THE LIGHT FITTING ARE PLACED ON A FLAT SURFACE***

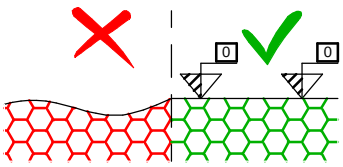

**SI PREGA SEGUIRE LE BUONE PRATICHE DI DIMENSIONAMENTO E SEZIONAMENTO DELL'IMPIANTO ELETTRICO, TENENDO PRESENTE: LE CARATTERISTICHE DELL' INTERRUTTORE DIFFERENZIALE ED IL NUMERO DI ARTICOLI COLLEGATI ALLA LINEA ELETTRICA; QUESTO PER AGEVOLARE L'IDENFICAZIONE DI EVENTUALI ANOMALIE SULLA LINEA ELETTRICA**

***PLEASE FOLLOW THE BEST PRACTICES IN ELECTRICAL SYSTEM DESIGN, PAING ATTENTION TO THE RCCB SWITCH CHARACTERISTICSAND THE NUMBER OF FITTINGS CONNECTED TO THE ELETRICAL LINE; THIS HELPS TO INDETIFY POSSIBLE ANOMALIES ON THE ELETRICAL LINE***

**SERIES: PERISKOP_Q**
**BRAND: i-LèD**

MARRONE / BROWN = LINEA / *LINE*
AZZURRO / LIGHT BLUE = NEUTRO / *NEUTRAL*
GIALLO-VERDE / YELLOW-GREEN = TERRA / EARTH CPC | PE

## ELETTRONICA / *ELECTRIONICS*

### DALI Power Supply



99309
99310
C-E300002

### Scene COM EVO



83146

### Optidimm RGBW | DW

C-E500004
C-E500005
C-E500006
C-E500007
C-E500008
C-E500009
C-E500010



DALI 2 | DT8

### OPTI Touch 4"



C-E700019 + 83009 (driver)

### OPTI Touch 7"



C-E700020 + 83009 (driver)

### DALI XC



99311

### STICK DE3



99234/99235 + 99184 (driver)
98140 (controcassa/casing)

### STICK GU1



99045/99046 + 99184 (driver)
98140 (controcassa/casing)

### SLESA U11



83243 + 83244 (driver)
84869 (connettore/*connector* XLR 3 pin)

### DINA DR2



C-E700046

### REAL-T PRO



C-E500024

### Lumiquad PRO



83187

### CAVO DMX / *DMX CABLE*



84865

### SMART PRO



C-E700003
C-W600001 (telecomando, remote)

### Cavi Iniziale
*Start Cables*
All in One DMX + 230V AC



98660 | 1m
98661 | 5m

F. 6pin

### Cavi di Estensione
*Extension Cables*
All in One DMX + 230V AC



98662 | 1m
98663 | 5m

F. + M 6pin

### All In One
Splitter 230V AC + DMX



98985 | Start Splitter
99390 | Continuity Splitter

### Tappo di Chiusura | All In ONE
*End Cap All In One*
230V AC + DMX



98986

**SERIES: PERISKOP_Q**

**BRAND: i-LèD**

MARRONE / BROWN = LINEA / *LINE*
AZZURRO / LIGHT BLUE = NEUTRO / *NEUTRAL*
GIALLO-VERDE / YELLOW-GREEN = TERRA / EARTH CPC | PE

**CABLAGGIO IN SERIE | CORRENTE COSTANTE**
***SERIES WIRING | CONSTANT CURRENT***

CC

N° MAX *DEVICES*

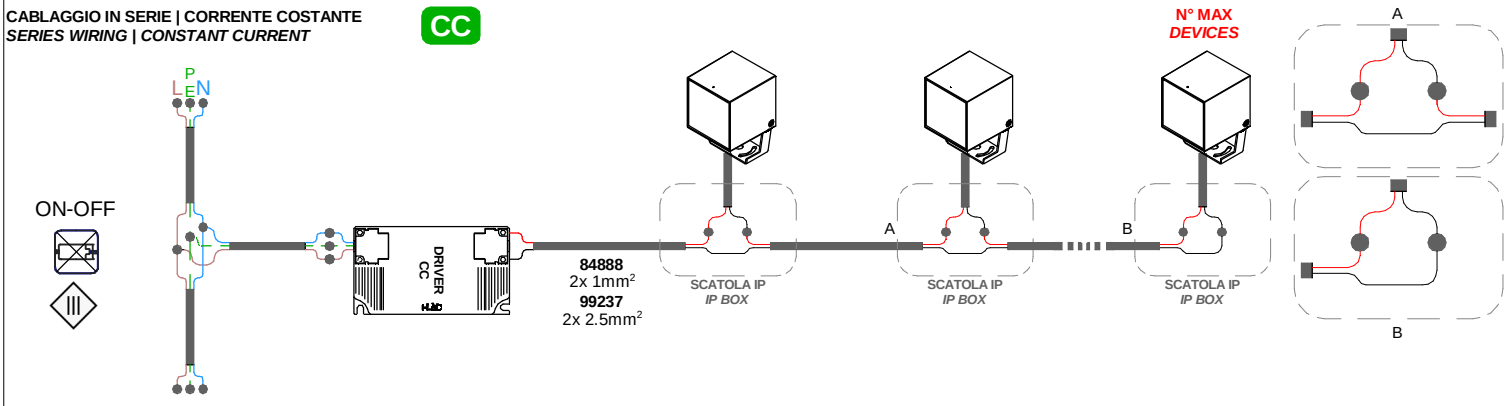


**CABLAGGIO IN SERIE | CORRENTE COSTANTE**
***SERIES WIRING | CONSTANT CURRENT***

CC

N° MAX *DEVICES*

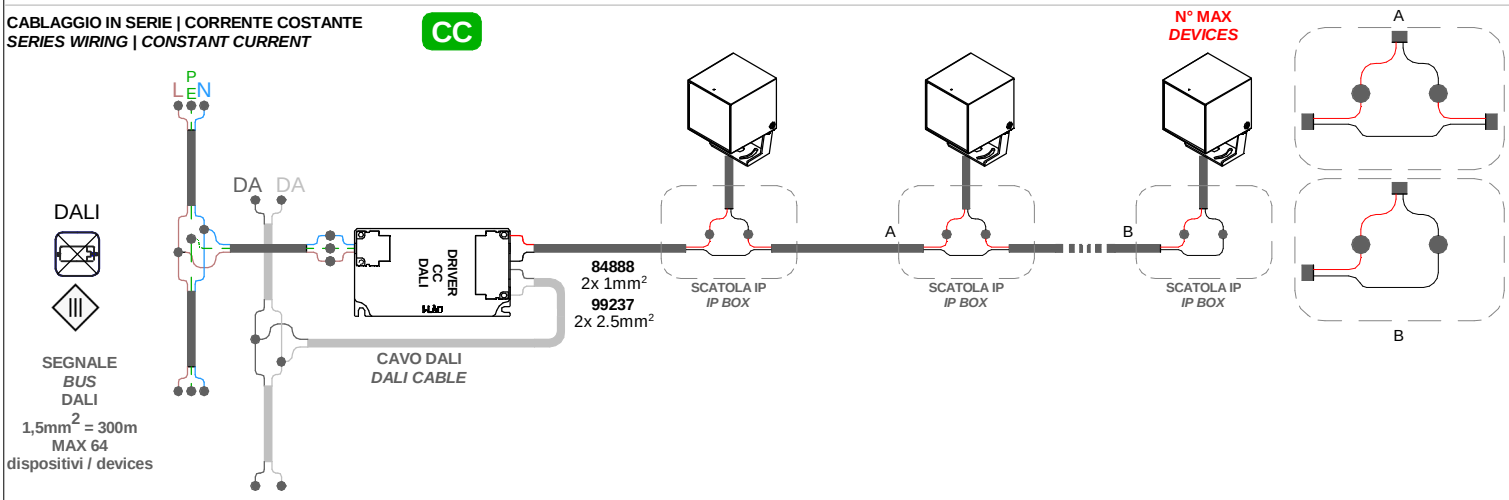


**CABLAGGIO IN SERIE | CORRENTE COSTANTE**
***SERIES WIRING | CONSTANT CURRENT***

CC

N° MAX *DEVICES*

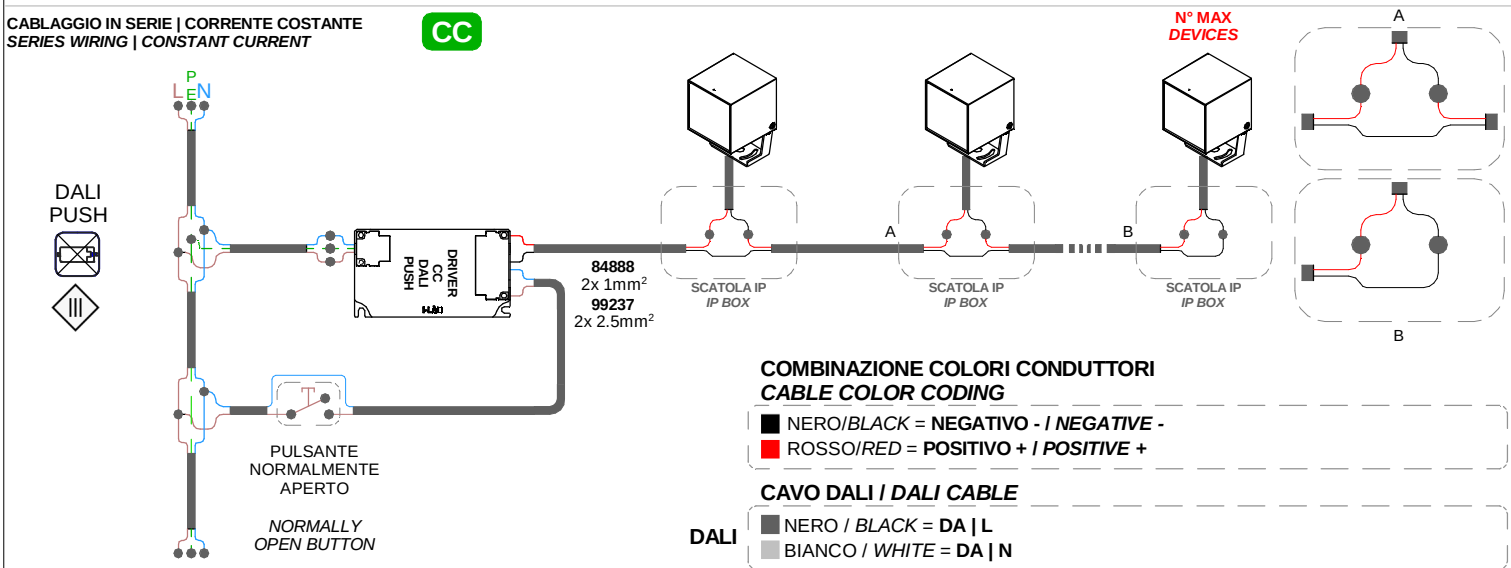


**COMBINAZIONE COLORI CONDUTTORI**
***CABLE COLOR CODING***

NERO/*BLACK* = **NEGATIVO - / *NEGATIVE* -**
ROSSO/*RED* = **POSITIVO + / *POSITIVE* +**

**CAVO DALI / *DALI CABLE***

**DALI**
NERO / *BLACK* = **DA | L**
BIANCO / *WHITE* = **DA | N**

**N° DI PRODOTTI PER ALIMENTATORE**
***N° OF LIGHT FITTINGS PER DRIVER***

N° MAX *DEVICES* — CC

| CODICE *CODE* | ON OFF | | | | | | | DALI PUSH | | |
|---|---|---|---|---|---|---|---|---|---|---|
| | 99181 | C-E200007 | 99185 | 89420 | 99179 | 99186 | C-E200008 | C-E200003 | 83101 | C-E200002 |
| 81788, 81789, 81790, 81791, 77605 | 1 | 1 | 2-3 | - | - | - | - | 2-3 | 1-3 | - |
| 90519, 90520, 90521, 90522, 77604 | 1 | 1 | 2-4 | - | - | - | - | 2-3 | 1-3 | - |
| C00489, C00490 | 1 | 1 | 2-5 | - | - | - | - | 1-2 | 1-2 | - |
| C00778 | - | - | - | 1-2 | 3-6 | 6-12 | 3-6 | - | - | 3-12 |
| C00780 | - | - | - | - | 1 | 2-3 | 1 | - | - | 2-3 |

**SERIES: PERISKOP_Q**

**BRAND: i-LèD**

MARRONE / BROWN = LINEA / *LINE*
AZZURRO / LIGHT BLUE = NEUTRO / *NEUTRAL*
GIALLO-VERDE / YELLOW-GREEN = TERRA / EARTH CPC | PE

**CABLAGGIO IN PARALLELO | *PARALLEL WIRING***
**TENSIONE DI RETE | *MAINS VOLTAGE***

**AC**

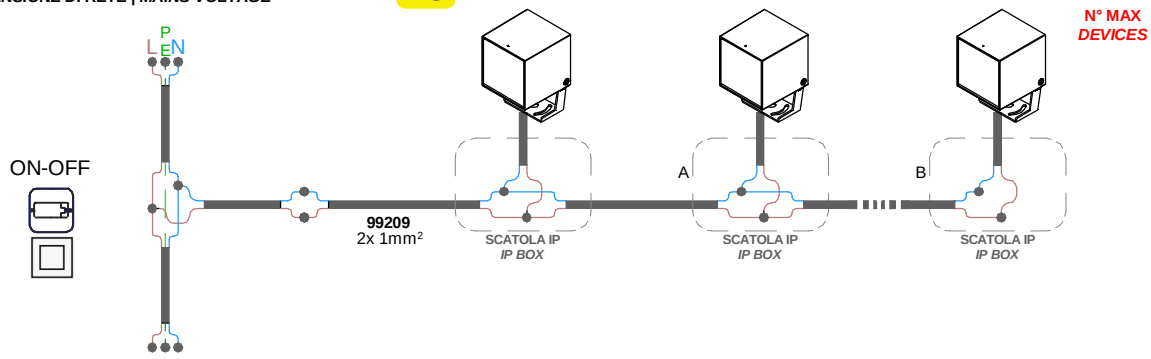


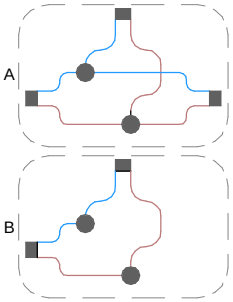


**CABLAGGIO IN PARALLELO | *PARALLEL WIRING***
**TENSIONE DI RETE | *MAINS VOLTAGE***

**AC**

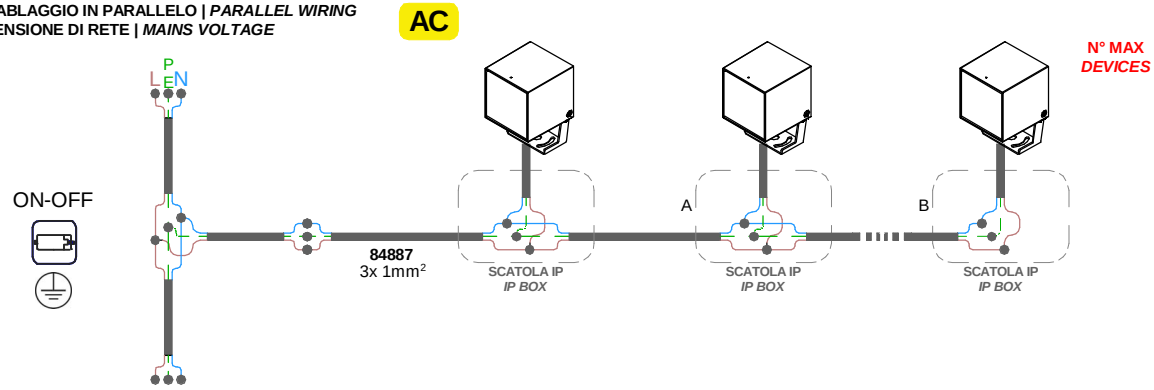


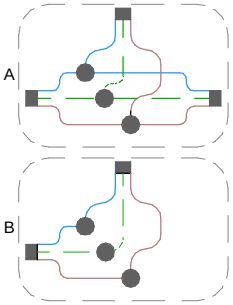


**CABLAGGIO IN PARALLELO | *PARALLEL WIRING***
**TENSIONE DI RETE | *MAINS VOLTAGE***

**AC**

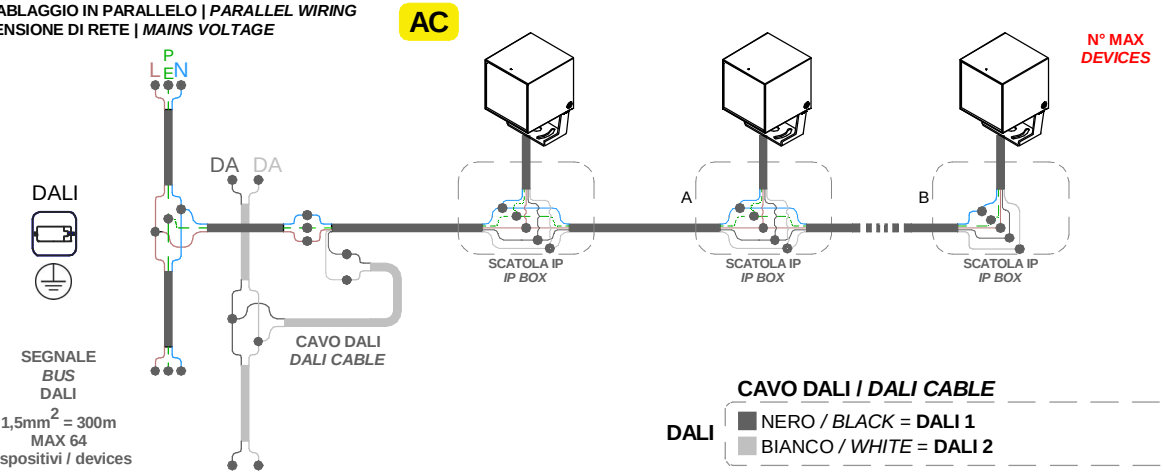


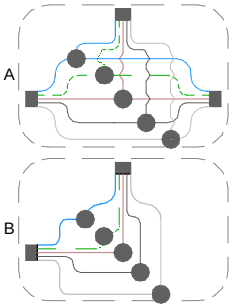


SEGNALE
*BUS*
DALI
1,5mm² = 300m
MAX 64
dispositivi / devices

**CAVO DALI / *DALI CABLE***

**DALI**
NERO / *BLACK* = **DALI 1**
BIANCO / *WHITE* = **DALI 2**

**CABLAGGIO IN PARALLELO | *PARALLEL WIRING***
**TENSIONE DI RETE | *MAINS VOLTAGE***

**AC**

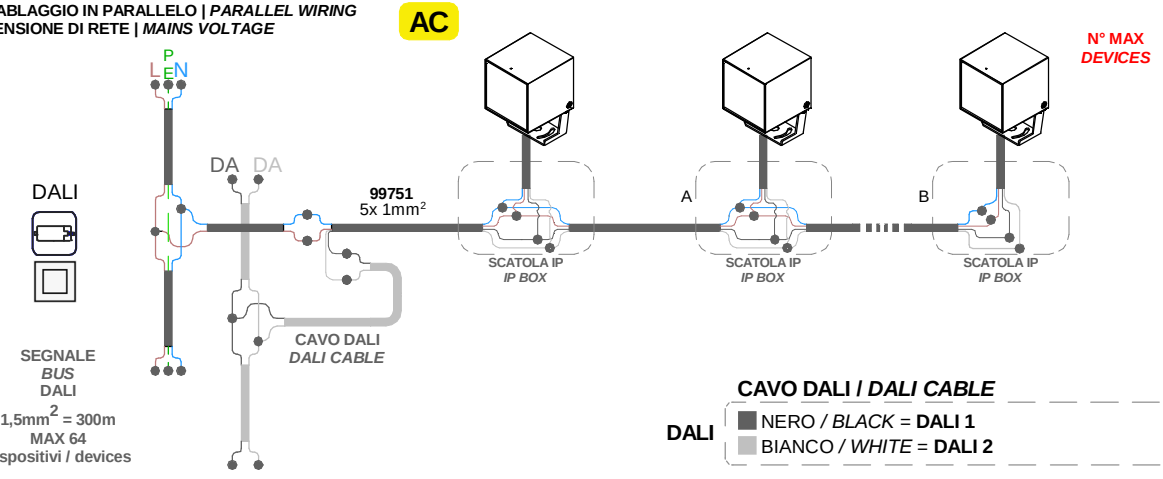


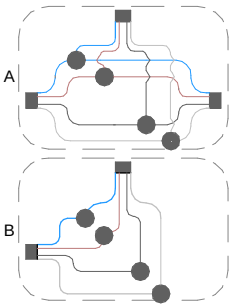


SEGNALE
*BUS*
DALI
1,5mm² = 300m
MAX 64
dispositivi / devices

**CAVO DALI / *DALI CABLE***

**DALI**
NERO / *BLACK* = **DALI 1**
BIANCO / *WHITE* = **DALI 2**

**SERIES: PERISKOP_Q**

**BRAND: i-LèD**

MARRONE / BROWN = LINEA / *LINE*
AZZURRO / LIGHT BLUE = NEUTRO / *NEUTRAL*
GIALLO-VERDE / YELLOW-GREEN = TERRA / EARTH CPC | PE

**CABLAGGIO IN PARALLELO | *PARALLEL WIRING***
**TENSIONE DI RETE | *MAINS VOLTAGE***

**AC**

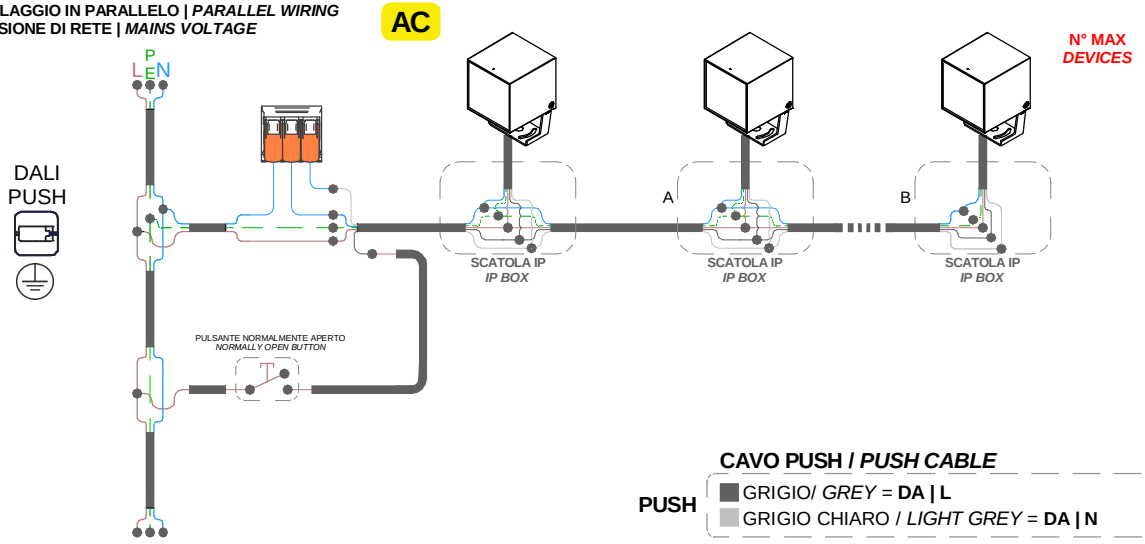


**N° MAX**
***DEVICES***

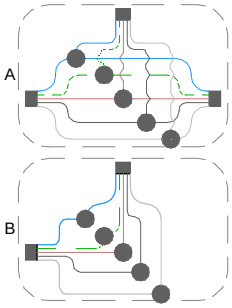


**CAVO PUSH / *PUSH CABLE***

**PUSH**
- GRIGIO/ *GREY* = **DA | L**
- GRIGIO CHIARO / *LIGHT GREY* = **DA | N**

**CABLAGGIO IN PARALLELO | *PARALLEL WIRING***
**TENSIONE DI RETE | *MAINS VOLTAGE***

**AC**

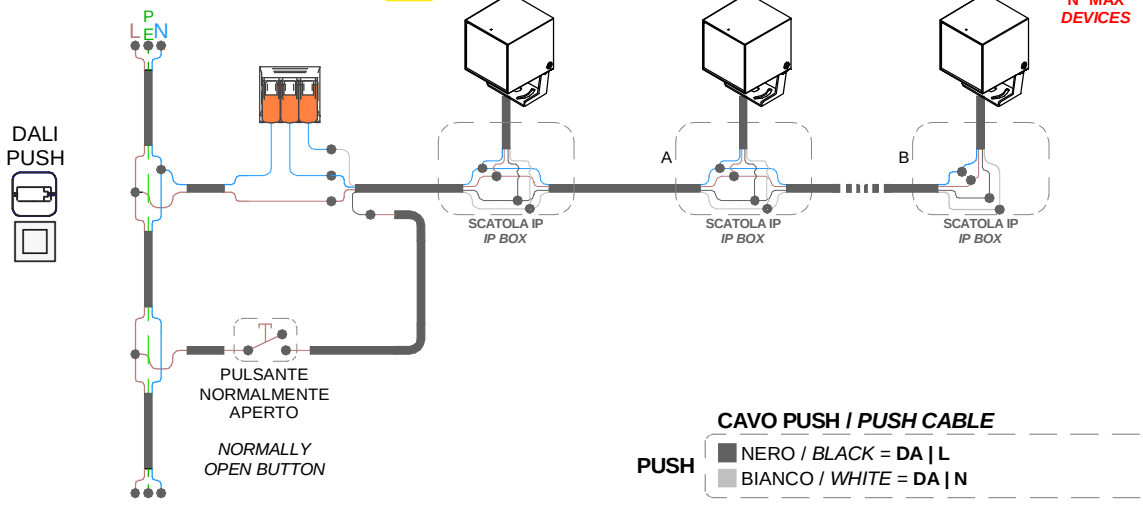


**N° MAX**
***DEVICES***

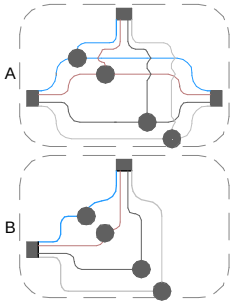


**CAVO PUSH / *PUSH CABLE***

**PUSH**
- NERO / *BLACK* = **DA | L**
- BIANCO / *WHITE* = **DA | N**

**SERIES: PERISKOP_Q**

**BRAND: i-LèD**

MARRONE / BROWN = LINEA / *LINE*
AZZURRO / LIGHT BLUE = NEUTRO / *NEUTRAL*
GIALLO-VERDE / YELLOW-GREEN = TERRA / EARTH CPC | PE

MCB **N° MAX** ***DEVICES***

**N° DI PRODOTTI PER MAGNETORTERMICO**
***N° OF LIGHT FITTINGS PER MCB***

| CODICE *CODE* | DIMMING | B10 | B16 | B20 | C10 | C16 | C20 |
|---|---|---|---|---|---|---|---|
| 84233; 84234; 84235; 84236; 77607 | ON-OFF | 40 | 64 | 80 | 64 | 102 | 128 |
| 84237; 84238; 84239; 84240; 77608 | ON-OFF | 29 | 48 | 60 | 49 | 80 | 100 |
| C00812; C00813 | ON-OFF | 8 | 14 | 18 | 14 | 24 | 30 |
| C00817 | ON-OFF | 10 | 16 | 20 | 16 | 27 | 33 |
| C00819; C00874 | ON-OFF | 14 | 24 | 30 | 24 | 40 | 50 |
| C00876 | ON-OFF | 30 | 50 | 62 | 51 | 83 | 104 |
| C01352; C01354 | ON-OFF | 16 | 25 | 31 | 25 | 40 | 50 |
| C00857; C00858 | ON-OFF | 18 | 30 | 37 | 31 | 50 | 62 |
| C00777 | ON-OFF | 18 | 30 | 37 | 31 | 50 | 62 |
| C00487; C00488 | ON-OFF | 17 | 28 | 36 | 29 | 48 | 60 |
| C00779 | ON-OFF | 10 | 16 | 20 | 16 | 27 | 33 |
| C01732 | DALI 2 \| PUSH | 30 | 48 | 60 | 48 | 77 | 96 |
| C01733 | DALI 2 \| PUSH | 30 | 48 | 60 | 48 | 77 | 96 |
| C01734; C01735 | DALI 2 \| PUSH | 30 | 48 | 60 | 48 | 77 | 96 |
| C00814; C00815; C00875 | DALI 2 \| PUSH | 18 | 30 | 37 | 31 | 50 | 62 |
| C00818; C00820 | DALI 2 \| PUSH | 14 | 24 | 30 | 24 | 40 | 50 |
| C01353; C01355 | DALI 2 \| PUSH | 16 | 25 | 31 | 25 | 40 | 50 |
| C00859; C00860; C00877 | DALI 2 \| PUSH | 30 | 50 | 62 | 51 | 83 | 104 |

**RGB**
**CENTRALINA SMART**
***SMART CONTROLLER***
**CABLAGGIO IN SERIE | CORRENTE COSTANTE**
***SERIES WIRING | CONSTANT CURRENT***

CC

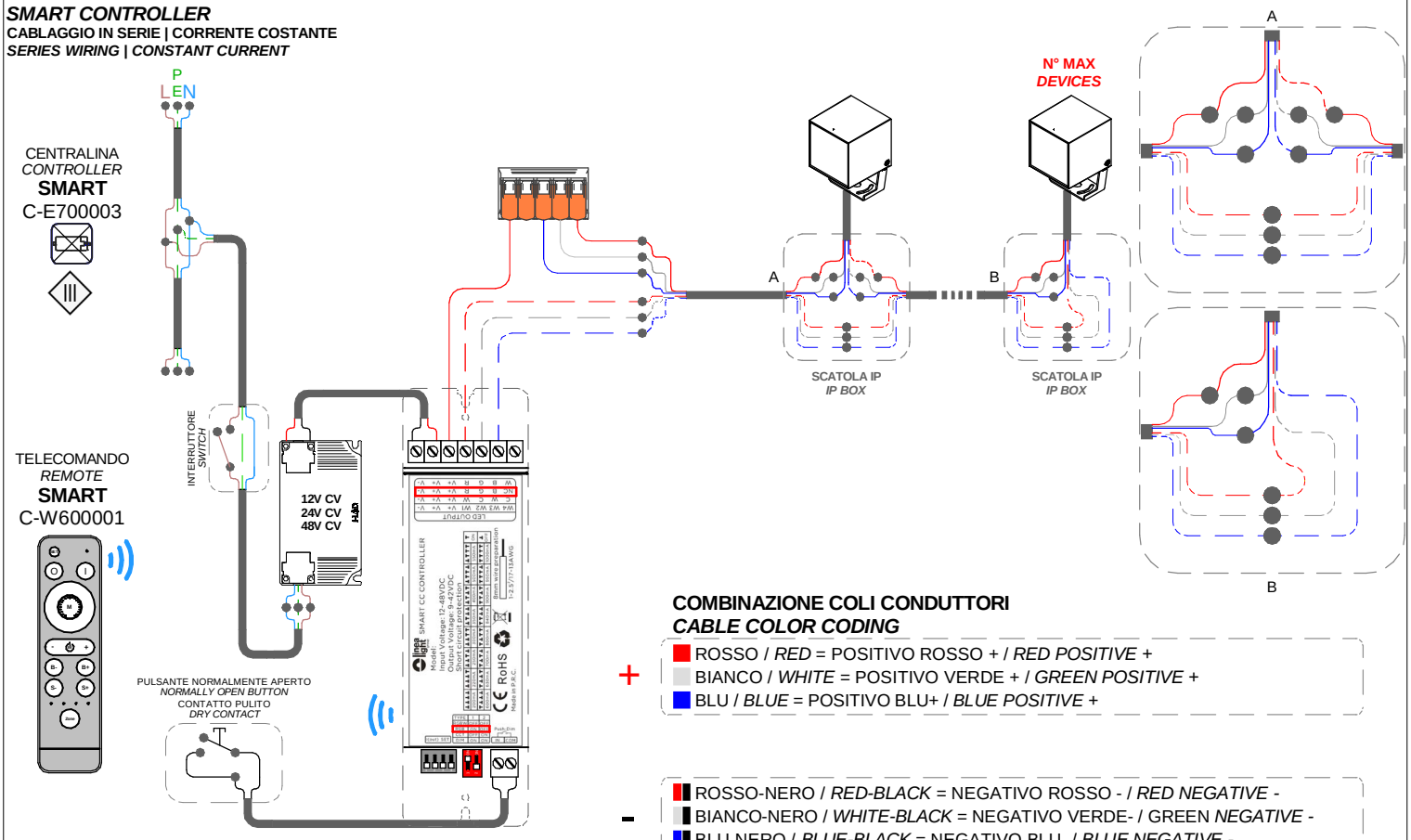


**COMBINAZIONE COLI CONDUTTORI**
***CABLE COLOR CODING***

\+
- ROSSO / *RED* = POSITIVO ROSSO + / *RED POSITIVE* +
- BIANCO / *WHITE* = POSITIVO VERDE + / *GREEN POSITIVE* +
- BLU / *BLUE* = POSITIVO BLU+ / *BLUE POSITIVE* +

\-
- ROSSO-NERO / *RED-BLACK* = NEGATIVO ROSSO - / *RED NEGATIVE* -
- BIANCO-NERO / *WHITE-BLACK* = NEGATIVO VERDE- / GREEN *NEGATIVE* -
- BLU-NERO / *BLUE-BLACK* = NEGATIVO BLU- / *BLUE NEGATIVE* -

**SERIES: PERISKOP_Q**

**BRAND: i-LèD**

MARRONE / BROWN = LINEA / *LINE*
AZZURRO / LIGHT BLUE = NEUTRO / *NEUTRAL*
GIALLO-VERDE / YELLOW-GREEN = TERRA / EARTH CPC | PE

## RGB
## CENTRALINA DALI 2 DT8
## *DALI 2 DT8 CONTROLLER*

CC

**CABLAGGIO IN SERIE | CORRENTE COSTANTE**
***SERIES WIRING | CONSTANT CURRENT***

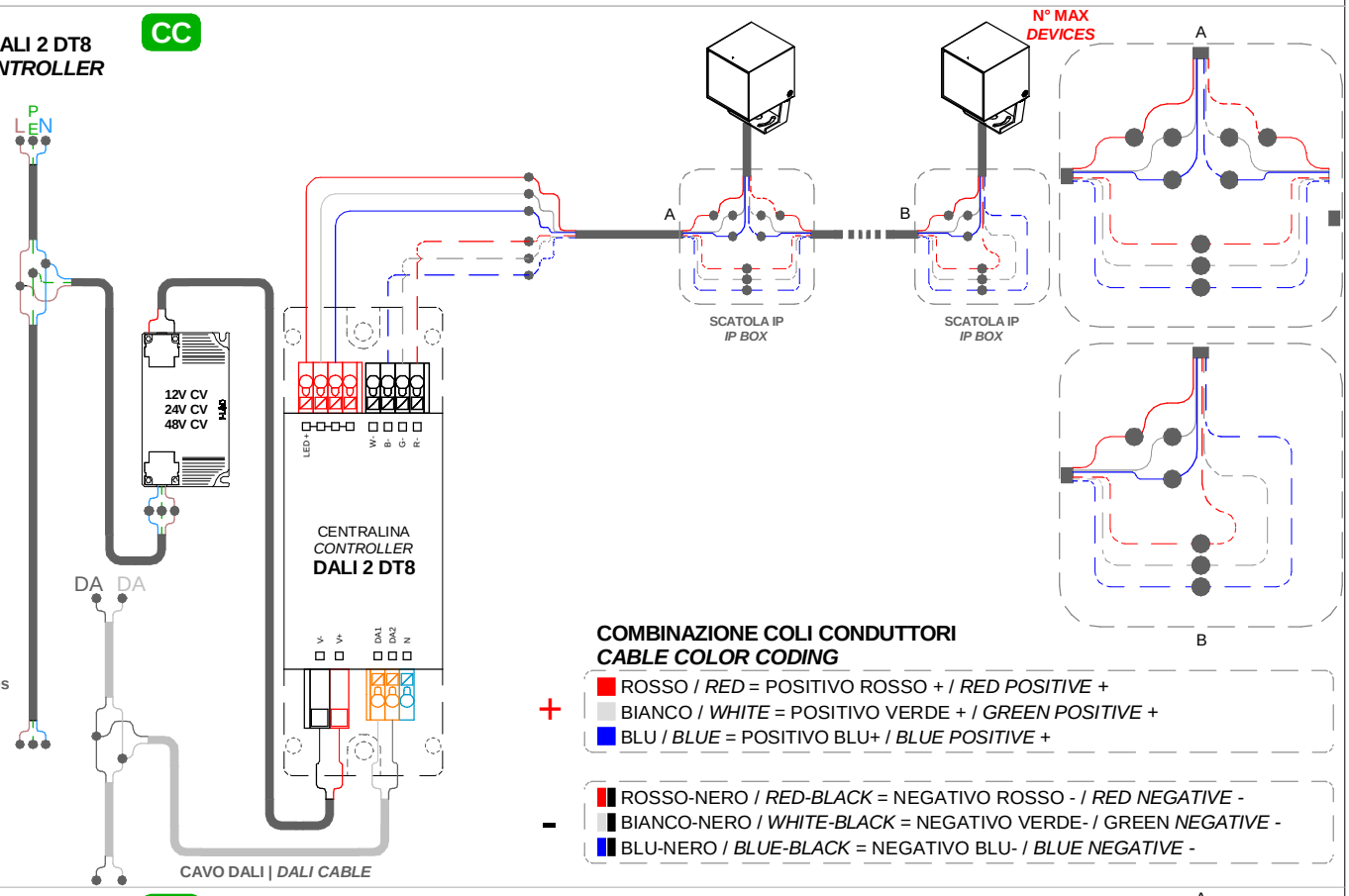


**COMBINAZIONE COLI CONDUTTORI**
***CABLE COLOR CODING***

\+
- ROSSO / *RED* = POSITIVO ROSSO + / *RED POSITIVE* +
- BIANCO / *WHITE* = POSITIVO VERDE + / *GREEN POSITIVE* +
- BLU / *BLUE* = POSITIVO BLU+ / *BLUE POSITIVE* +

\-
- ROSSO-NERO / *RED-BLACK* = NEGATIVO ROSSO - / *RED NEGATIVE* -
- BIANCO-NERO / *WHITE-BLACK* = NEGATIVO VERDE- / GREEN *NEGATIVE* -
- BLU-NERO / *BLUE-BLACK* = NEGATIVO BLU- / *BLUE NEGATIVE* -

## RGB
## CENTRALINA DMX
## *DMX CONTROLLER*

CC

**CABLAGGIO IN SERIE | CORRENTE COSTANTE**
***SERIES WIRING | CONSTANT CURRENT***

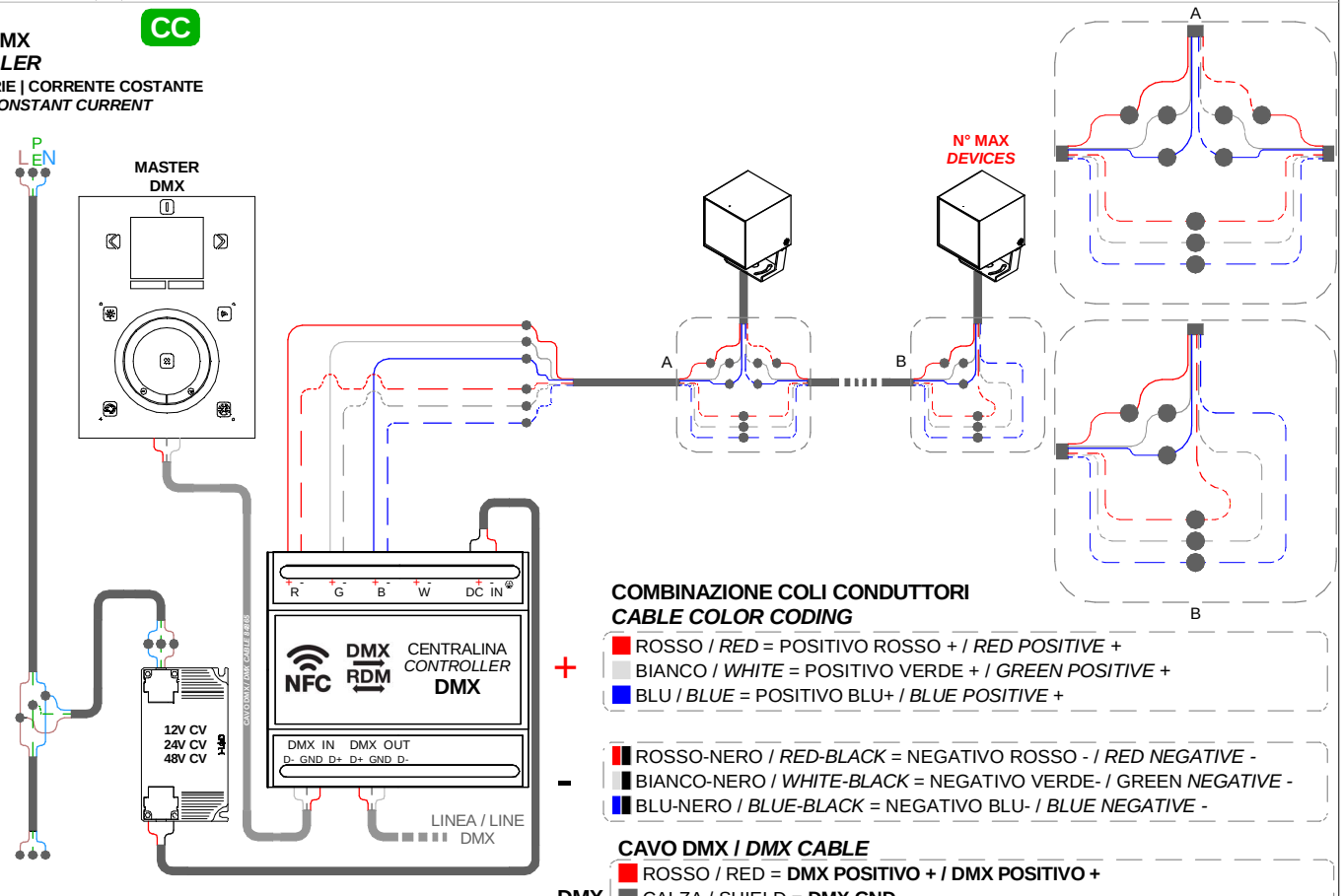


**COMBINAZIONE COLI CONDUTTORI**
***CABLE COLOR CODING***

\+
- ROSSO / *RED* = POSITIVO ROSSO + / *RED POSITIVE* +
- BIANCO / *WHITE* = POSITIVO VERDE + / *GREEN POSITIVE* +
- BLU / *BLUE* = POSITIVO BLU+ / *BLUE POSITIVE* +

\-
- ROSSO-NERO / *RED-BLACK* = NEGATIVO ROSSO - / *RED NEGATIVE* -
- BIANCO-NERO / *WHITE-BLACK* = NEGATIVO VERDE- / GREEN *NEGATIVE* -
- BLU-NERO / *BLUE-BLACK* = NEGATIVO BLU- / *BLUE NEGATIVE* -

**CAVO DMX / *DMX CABLE***

DMX
- ROSSO / RED = **DMX POSITIVO + / DMX POSITIVO +**
- CALZA / SHIELD = **DMX GND**
- BIANCO / WHITE = **DMX NEGATIVO - / DMX NEGATIVE -**

**SERIES: PERISKOP_Q**

**BRAND: i-LèD**

MARRONE / BROWN = LINEA / *LINE*
AZZURRO / LIGHT BLUE = NEUTRO / *NEUTRAL*
GIALLO-VERDE / YELLOW-GREEN = TERRA / EARTH CPC | PE

## RGBW CENTRALINA SMART *SMART CONTROLLER*

CC

**CABLAGGIO IN SERIE CORRENTE COSTANTE** *SERIES WIRING CONSTANT CURRENT*

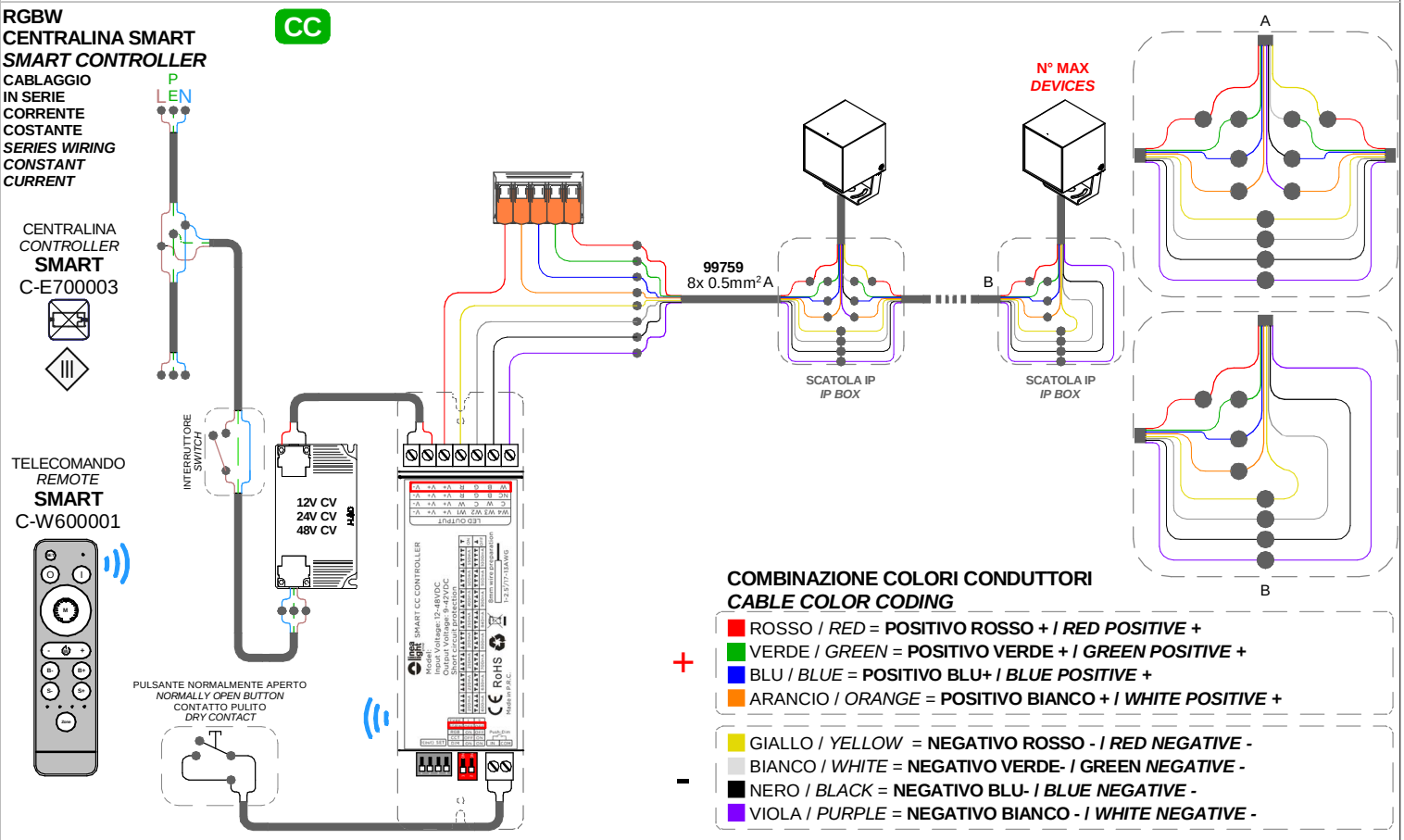


**COMBINAZIONE COLORI CONDUTTORI**
***CABLE COLOR CODING***

\+
- ROSSO / *RED* = **POSITIVO ROSSO + / *RED POSITIVE* +**
- VERDE / *GREEN* = **POSITIVO VERDE + / *GREEN POSITIVE* +**
- BLU / *BLUE* = **POSITIVO BLU+ / *BLUE POSITIVE* +**
- ARANCIO / *ORANGE* = **POSITIVO BIANCO + / *WHITE POSITIVE* +**

\-
- GIALLO / *YELLOW* = **NEGATIVO ROSSO - / *RED NEGATIVE* -**
- BIANCO / *WHITE* = **NEGATIVO VERDE- / GREEN *NEGATIVE* -**
- NERO / *BLACK* = **NEGATIVO BLU- / *BLUE NEGATIVE* -**
- VIOLA / *PURPLE* = **NEGATIVO BIANCO - / *WHITE NEGATIVE* -**

## RGBW CENTRALINA DALI 2 DT8 *DALI 2 DT8 CONTROLLER*

CC

**CABLAGGIO IN SERIE | CORRENTE COSTANTE** *SERIES WIRING | CONSTANT CURRENT*

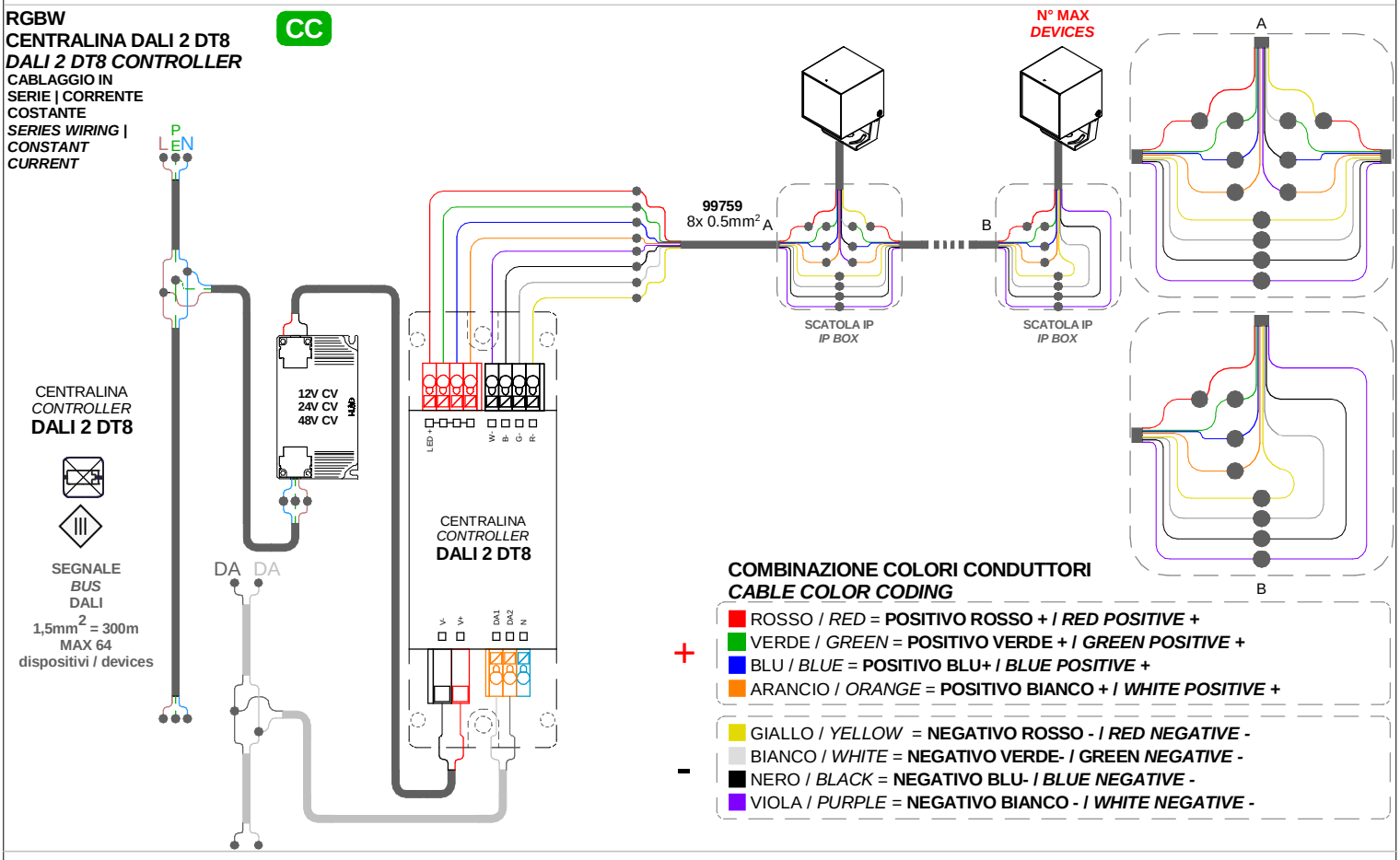


**COMBINAZIONE COLORI CONDUTTORI**
***CABLE COLOR CODING***

\+
- ROSSO / *RED* = **POSITIVO ROSSO + / *RED POSITIVE* +**
- VERDE / *GREEN* = **POSITIVO VERDE + / *GREEN POSITIVE* +**
- BLU / *BLUE* = **POSITIVO BLU+ / *BLUE POSITIVE* +**
- ARANCIO / *ORANGE* = **POSITIVO BIANCO + / *WHITE POSITIVE* +**

\-
- GIALLO / *YELLOW* = **NEGATIVO ROSSO - / *RED NEGATIVE* -**
- BIANCO / *WHITE* = **NEGATIVO VERDE- / GREEN *NEGATIVE* -**
- NERO / *BLACK* = **NEGATIVO BLU- / *BLUE NEGATIVE* -**
- VIOLA / *PURPLE* = **NEGATIVO BIANCO - / *WHITE NEGATIVE* -**

**SERIES: PERISKOP_Q**

**BRAND: i-LèD**

MARRONE / BROWN = LINEA / *LINE*
AZZURRO / LIGHT BLUE = NEUTRO / *NEUTRAL*
GIALLO-VERDE / YELLOW-GREEN = TERRA / EARTH CPC | PE

**RGBW**
**CENTRALINA DMX**
***DMX CONTROLLER***

CC

**CABLAGGIO IN SERIE | CORRENTE COSTANTE**
***SERIES WIRING | CONSTANT CURRENT***

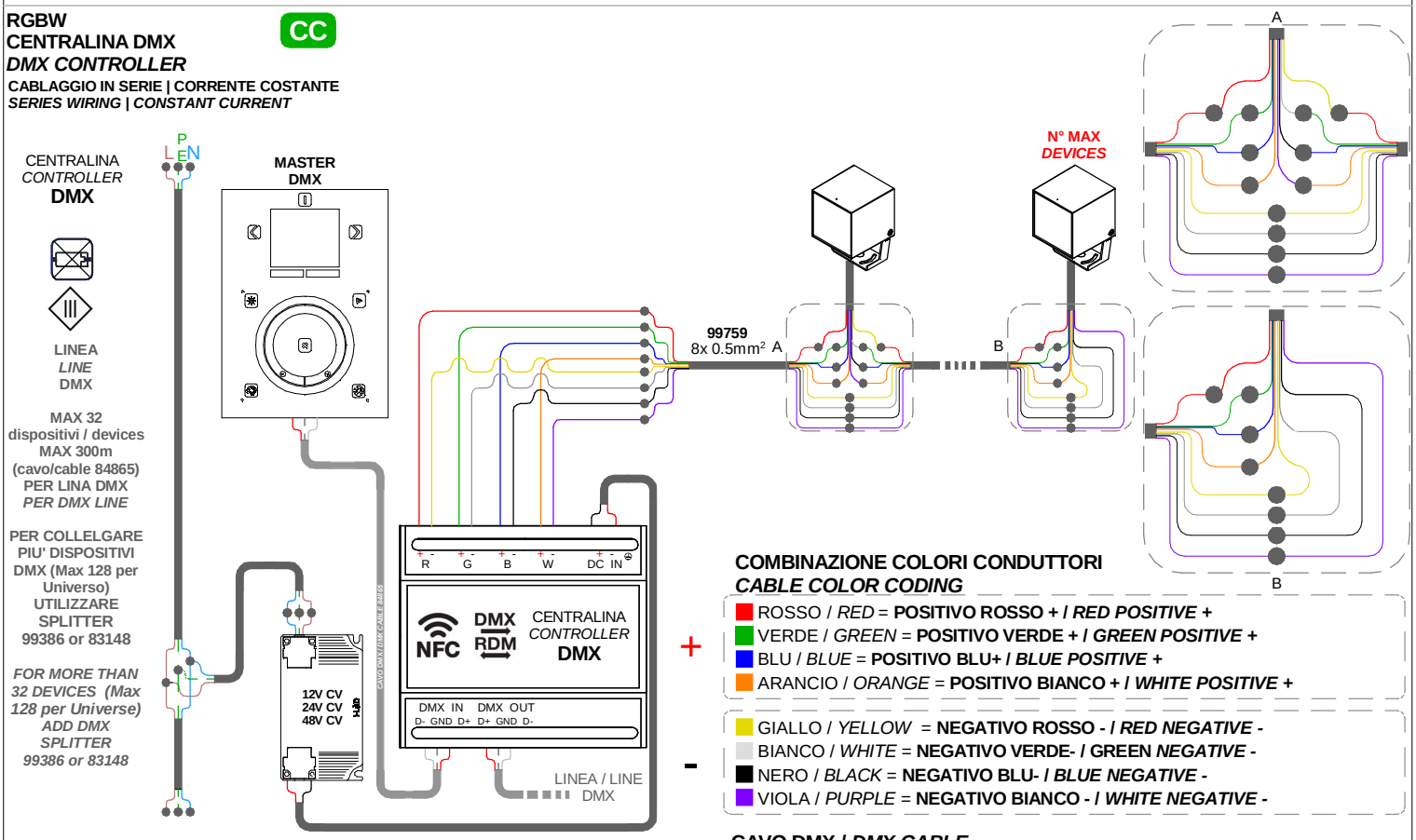


**COMBINAZIONE COLORI CONDUTTORI**
***CABLE COLOR CODING***

\+
- ROSSO / *RED* = **POSITIVO ROSSO + / *RED POSITIVE +***
- VERDE / *GREEN* = **POSITIVO VERDE + / *GREEN POSITIVE +***
- BLU / *BLUE* = **POSITIVO BLU+ / *BLUE POSITIVE +***
- ARANCIO / *ORANGE* = **POSITIVO BIANCO + / *WHITE POSITIVE +***

\-
- GIALLO / *YELLOW* = **NEGATIVO ROSSO - / *RED NEGATIVE -***
- BIANCO / *WHITE* = **NEGATIVO VERDE- / *GREEN NEGATIVE -***
- NERO / *BLACK* = **NEGATIVO BLU- / *BLUE NEGATIVE -***
- VIOLA / *PURPLE* = **NEGATIVO BIANCO - / *WHITE NEGATIVE -***

**CAVO DMX / *DMX CABLE***

DMX
- ROSSO / RED = **DMX POSITIVO + / DMX POSITIVO +**
- CALZA / SHIELD = **DMX GND**
- BIANCO / WHITE = **DMX NEGATIVO - / DMX NEGATIVE -**

**DRIVER TENSIONE COSTANTE**
**CV | *CONSTANT VOLTAGE***
***DRIVER CV [V]***

| CODICE CODE | TENSIONE *VOLTAGE* [V] | POWER [W] |
|---|---|---|
| 83010 | 12V | 60 |
| 83013 | | 120 |
| 99371 | 24V | 50 |
| 84700 | | 75 |
| 99374 | | |
| 99331 | | 150 |
| 99786 | | 240 |
| 99784 | 48V | 150 |
| 99785 | | 240 |

MCB **N° MAX *DEVICES***

**N° DI PRODOTTI COLLEGAMENTO IN SERIE**
***N° OF LIGHT SERIES WIRING***

| CODICE CODE | DIMMING | CONTROLLER | POWER DC [W] | POWER SUPPLY CV [V] 12V | 24V | 48V |
|---|---|---|---|---|---|---|
| 95068; 95126; 95141; 95330; 77606 | SMART RF | C-E700003 | 4,5 | - | 4-6 | 7-14 |
| | DALI DT8 | C-E500009 | 1,5 | 1-3 | 1-7 | 1-15 |
| | DMX | 83187 | 4,5 | 1-3 | 2-7 | 4-15 |
| | | C-E500012 | 4,5 | - | 3-6 | 6-12 |
| C00781 | SMART RF | C-E700003 | 8 | - | 4-6 | 7-14 |
| | DALI DT8 | C-E500010 | 2 | 1-3 | 1-7 | 1-15 |
| | DMX | 83187 | 8 | 1-3 | 2-7 | 4-15 |
| | | C-E500011 | 8 | - | 3-6 | 6-12 |
| C00816 | SMART RF | C-E700003 | 18 | 1 | 2 | 3-4 |
| | DALI DT8 | C-E500009 | 4,5 | 1 | 1-2 | 1-5 |
| | DMX | 83187 | 18 | 1 | 1-2 | 2-5 |
| | | C-E500012 | 18 | - | 1-2 | 1-5 |

**SERIES: PERISKOP_Q**

**BRAND: i-LèD**

MARRONE / BROWN = LINEA / *LINE*
AZZURRO / LIGHT BLUE = NEUTRO / *NEUTRAL*
GIALLO-VERDE / YELLOW-GREEN = TERRA / EARTH CPC | PE

**DMX | RDM All in One**
**CABLAGGIO IN & OUT**
***IN & OUT WIRING***

**AC**

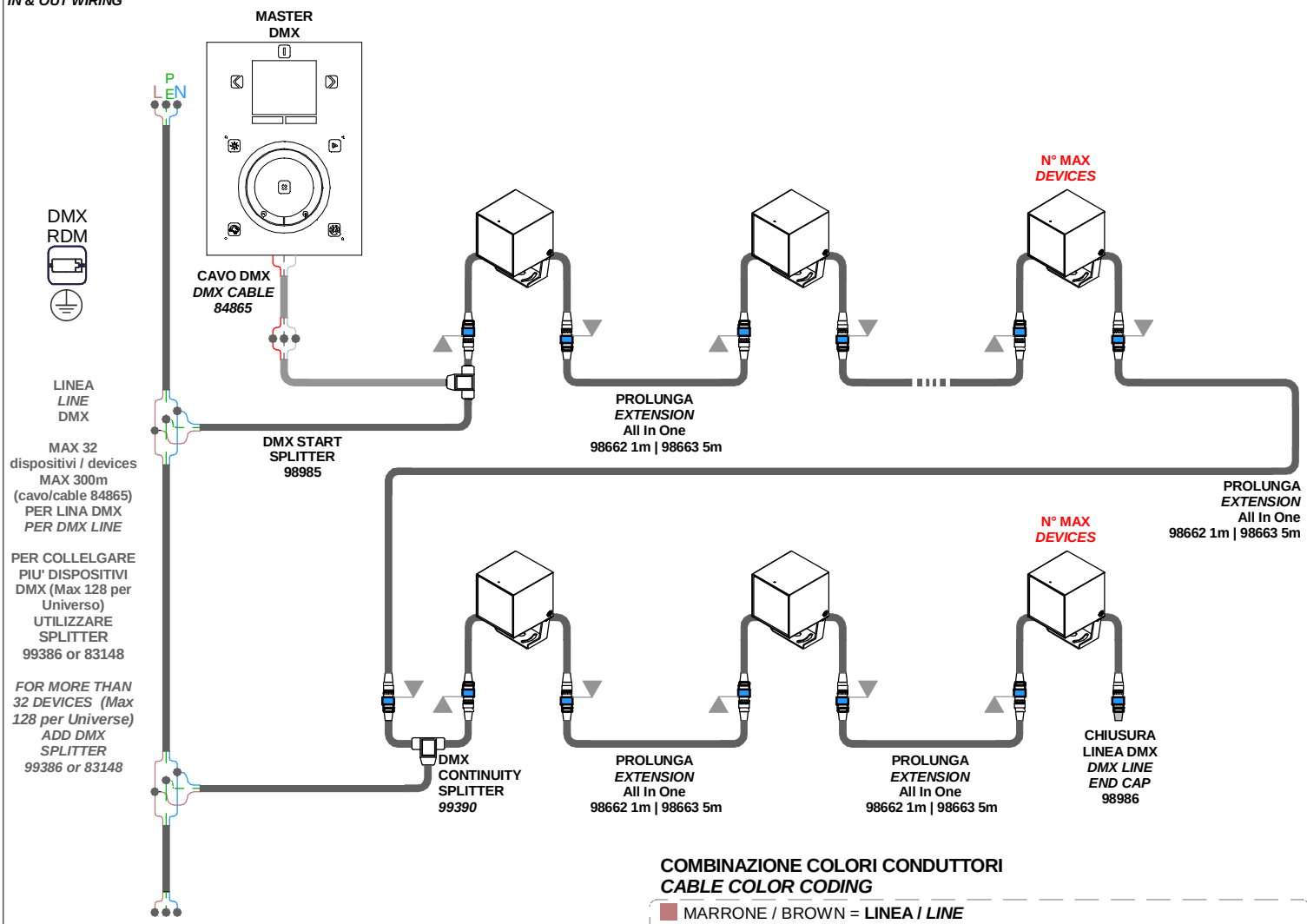


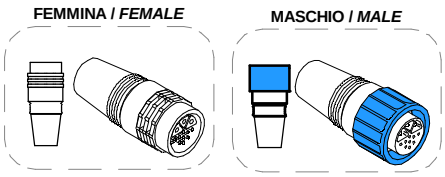


**COMBINAZIONE COLORI CONDUTTORI**
***CABLE COLOR CODING***

MARRONE / BROWN = **LINEA / *LINE***
AZZURRO / LIGHT BLUE = **NEUTRO / *NEUTRAL***
GIALLO-VERDE / YELLOW-GREEN = **TERRA / EARTH CPC | PE**

**CAVO DMX / *DMX CABLE***

**DMX**
ROSSO / RED = **DMX POSITIVO + / DMX POSITIVO +**
CALZA / SHIELD = **RIF. DI TERRRA / GROUND REF.**
BIANCO / WHITE = **DMX NEGATIVO - / DMX NEGATIVE -**

**MCB** **N° MAX** ***DEVICES***

**N° DI PRODOTTI PER MAGNETORTERMICO**
***N° OF LIGHT FITTINGS PER MCB***

| CODICE *CODE* | DIMMING | B10 | B16 | B20 | C10 | C16 | C20 |
|---|---|---|---|---|---|---|---|
| 81784; 81785; 81786; 81787; 77618 | DMX | 18 | 30 | 37 | 31 | 51 | 62 |

**SERIES: PERISKOP_Q**

**BRAND: i-LèD**

**CONNETTORI IP / *IP CONNECTORS***

**Junction Box | Gel**
**2 ways**
**IP68**
Ø4,8- 6mm



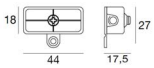


**98989** 2x0.75mm$^2$

**Junction Box**
**2 ways**
**IP68**
Ø3-8mm



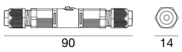


**98990** 2x0.25mm$^2$ - 2x1mm$^2$

**Junction Box | Gel**
**2 ways**
**IP68**
Ø5.5-10mm






**98991** 3x1.5mm$^2$

**Junction Box**
**2 ways**
**IP68**
Ø7-13.5mm






**84893** 2x0.5mm$^2$ - 2x2.5mm$^2$

**Junction Box | Gel**
**4 ways**
**IP68**
Ø6.5- 12mm



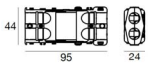


**84894** 4x1.5mm$^2$