linea light group	**ISTRUZIONI DI MONTAGGIO** *MOUNTING INSTRUCTIONS*	**REVISIONE N°.** *REVISION N°.*	**DATA**	FGI00296
		Rev. 10	**11/18/2026**	

SERIES: PERISKOP_Q

BRAND: i-LED

IP66 IK08

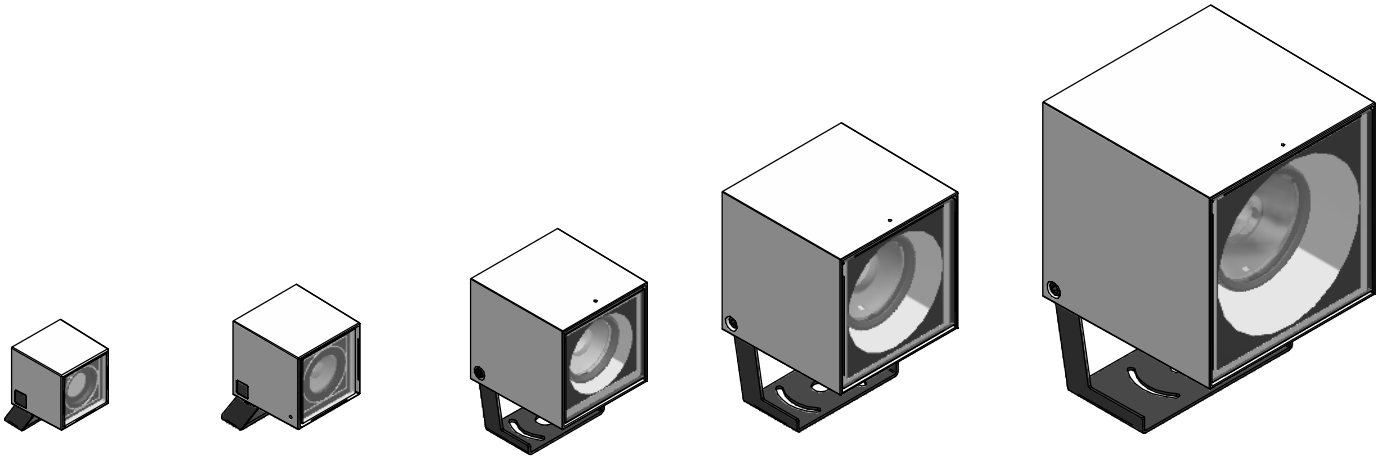

☐45 ☐60 ☐80 ☐110 ☐160

A B C D E

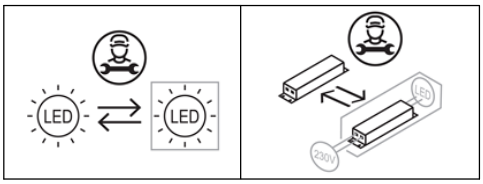

ACCESSORIO NON INCLUSI / *NOT INCLUDED ACCESSORIES*

SCHERMO ANTI-ABBAGLIAMENTO
ANTI-GLARE SCREEN



83245 (☐60, not for optic 10))
C-U300023 (☐80)
C-U300024 (☐110)
C-U300025 (☐160, not for RGBW)
98968 (☐160 RGBW)

SNOOT ANTI-ABBAGLIAMENTO
ANTI-GLARE SNOOT



C-U300026 (☐80)
C-U300027 (☐110)
C-U300028 (☐160, not for RGBW)
98971 (☐160 RGBW)

PICCHETTO ACCIAIO
STEEL PEG



84890 (☐45)
98112 (☐45)
C-F500001 (☐45)
98624 (☐60)
C-F500002 (☐60)
C-F500003 (☐60)

PICCHETTO ACCIAIO
STEEL PEG

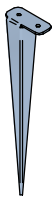

98550 (☐45)

PICCHETTO DI FISSAGGIO
FIXING PEG



89371 (☐60)
98549 (☐80 / ☐110 / ☐160)

CINTURA PER ALBERO
BOLT FIXING



99802 (☐80 / ☐110 / ☐160)

FLAPS
FLAPS

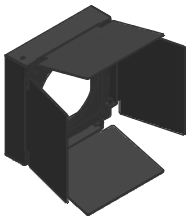

C-U300032 (☐160, not for RGBW)

FILTRO ELLITTICO
ELLIPTIC FILTER



C-U300033 (☐160, not for RGBW)

PER IL MONTAGGIO DEGLI ACCESSORI, FARE RIFERIMENTO AL FOGLIO D'ISTRUZIONE

LOOK AT THE ACCESSORIES INSTALLATION MANUAL

FGI00391

SERIES: PERISKOP_Q

BRAND: i-LèD

SPECIFICHE PRODOTTI - CODICI | *PRODUCTS SPECIFICATION - CODES*

CODE	ON OFF	DALI 2 PUSH	HONEY COMB	Dimensions (LxWxH / Ø x H mm)	Electrical Insulation Class	POWER (W)	CLASS I / II INPUT (V)	CLASS I / II FREQUENCY (Hz)	WEIGHT (Kg)	IP	CRI	IK	Energy class light source Temperature color LED (°K) 2200	2700	3000	4000	No. light source	Conn. Type
							CLASS III VOLTAGE (V)	CLASS III CURRENT (mA)										
81788				46x85x68	3	6	12	500	0,2	66	80	8	/	E	E	E	1	Y
81789				46x85x68	3	6	12	500	0,2	66	80	8	/	E	E	E	1	Y
81790				46x85x68	3	6	12	500	0,2	66	80	8	/	E	E	E	1	Y
81791				46x85x68	3	6	12	500	0,2	66	80	8	/	E	E	E	1	Y
77605				46x85x68	3	6	12	500	0,2	66	80	8	/	E	E	E	1	Y
90519				46x46x68	3	6	12	500	0,2	66	80	8	/	E	E	E	1	Y
90520				46x46x68	3	6	12	500	0,2	66	80	8	/	E	E	E	1	Y
90521				46x46x68	3	6	12	500	0,2	66	80	8	/	E	E	E	1	Y
90522				46x46x68	3	6	12	500	0,2	66	80	8	/	E	E	E	1	Y
77604				46x46x68	3	6	12	500	0,2	66	80	8	/	E	E	E	1	Y
C01747				46x46x68	3	4	3 x CH	350 x CH	0,2	66	80	8	RGBW | N/A				1	Y
84237	x			60x103x91	2	7,5	220-240	50/60	0,4	66	80	8	/	E	E	E	1	Y
84238	x			60x103x91	2	7,5	220-240	50/60	0,4	66	80	8	/	E	E	E	1	Y
84239	x			60x103x91	2	7,5	220-240	50/60	0,4	66	80	8	/	E	E	E	1	Y
84240	x			60x103x91	2	7,5	220-240	50/60	0,4	66	80	8	/	E	E	E	1	Y
77608	x			60x103x91	2	7,5	220-240	50/60	0,4	66	80	8	/	E	E	E	1	Y
84233	x			60x76x91	2	8,7	220-240	50/60	0,35	66	80	8	/	E	E	E	1	Y
84234	x			60x76x91	2	8,7	220-240	50/60	0,35	66	80	8	/	E	E	E	1	Y
84235	x			60x76x91	2	8,7	220-240	50/60	0,35	66	80	8	/	E	E	E	1	Y
84236	x			60x76x91	2	8,7	220-240	50/60	0,35	66	80	8	/	E	E	E	1	Y
77607	x			60x76x91	2	8,7	220-240	50/60	0,35	66	80	8	/	E	E	E	1	Y
C00778				81x85x122	3	2	3	630	0,8	66	80	8	F	F	F	E	1	Y
C00777	x			81x85x122	1	3,7	220-240	50/60	0,8	66	80	8	F	F	F	E	1	Y
C01732		x		81x85x122	1	2,5	220-240	50/60	0,8	66	80	8	F	F	F	E	1	Y
C00780				81x85x122	3	8	13	630	0,8	66	80	8	F	F	F	E	1	Y
C00779	x			81x85x122	1	11,5	220-240	50/60	0,8	66	80	8	F	F	F	E	1	Y
C01733		x		81x85x122	1	7,5	220-240	50/60	0,8	66	80	8	F	F	F	E	1	Y
C00489				81x85x122	3	9,5	18	500	0,8	66	80	8	E	E	E	E	1	Y
C00490			x	81x85x122	3	9,5	18	500	0,8	66	80	8	E	E	E	E	1	Y
C00487	x			81x85x122	1	11,5	220-240	50/60	0,85	66	80	8	E	E	E	E	1	Y
C01734		x		81x85x122	2	11,5	220-240	50/60	0,8	66	80	8	E	E	E	E	1	Y
C00488			x	81x85x122	1	11,5	220-240	50/60	0,85	66	80	8	E	E	E	E	1	Y
C01735		x	x	81x85x122	2	11,5	220-240	50/60	0,8	66	80	8	E	E	E	E	1	Y
C00781				81x85x122	3	8	3 x CH	600 x CH	0,9	66	80	8	RGBW | N/A				1	Y
C00817	x			112x110x169	2	10	220-240	50/60	1,65	66	80	8	F	F	F	E	1	Y
C00818		x		112x110x169	2	10	220-240	50/60	1,65	66	80	8	F	F	F	E	1	Y
C00819	x			112x110x169	2	21	220-240	50/60	1,74	66	80	8	F	F	F	E	1	Y
C00820		x		112x110x169	2	21	220-240	50/60	1,74	66	80	8	F	F	F	E	1	Y
C00812	x			112x110x169	2	21	220-240	50/60	1,8	66	80	8	E	E	E	E	1	Y
C00814		x		112x110x169	2	21	220-240	50/60	1,8	66	80	8	E	E	E	E	1	Y
C00813			x	112x110x169	2	21	220-240	50/60	1,8	66	80	8	E	E	E	E	1	Y
C00815		x	x	112x110x169	2	21	220-240	50/60	1,8	66	80	8	E	E	E	E	1	Y
C00816				112x110x169	3	18	9 x CH	500 x CH	1,8	66	80	8	RGBW | N/A				1	Y
C00874	x			158x155x232	2	22	220-240	50/60	3,6	66	80	8	F	F	F	E	1	Y
C00875		x		158x155x232	2	22	220-240	50/60	3,6	66	80	8	F	F	F	E	1	Y
C00876	x			158x155x232	1	38	220-240	50/60	3,5	66	80	8	F	F	F	E	1	Y
C00877		x		158x155x232	1	38	220-240	50/60	3,5	66	80	8	F	F	F	E	1	Y
C01352	x			158x155x232	2	33	220-240	50/60	3,5	66	80	8	F	F	F	E	1	Y
C01353		x		158x155x232	2	33	220-240	50/60	3,5	66	80	8	F	F	F	E	1	Y
C01354	x		x	158x155x232	2	33	220-240	50/60	3,5	66	80	8	F	F	F	E	1	Y
C01355		x	x	158x155x232	2	33	220-240	50/60	3,5	66	80	8	F	F	F	E	1	Y
C00857	x			158x155x232	1	48	220-240	50/60	3,5	66	80	8	F	E	E	E	1	Y
C00859		x		158x155x232	1	48	220-240	50/60	3,5	66	80	8	F	E	E	E	1	Y
C00858	x		x	158x155x232	1	48	220-240	50/60	3,5	66	80	8	F	E	E	E	1	Y
C00860		x	x	158x155x232	1	48	220-240	50/60	3,5	66	80	8	F	E	E	E	1	Y
81784				158x155x232	1	40	220-240	50/60	4	66	80	8	RGBW | N/A				1	Y
81785				158x155x232	1	40	220-240	50/60	4	66	80	8	RGBW | N/A				1	Y
81786				158x155x232	1	40	220-240	50/60	4	66	80	8	RGBW | N/A				1	Y
81787				158x155x232	1	40	220-240	50/60	4	66	80	8	RGBW | N/A				1	Y
77618				158x155x232	1	40	220-240	50/60	4	66	80	8	RGBW | N/A				1	Y

Ta -20°C ÷ +50°C

***NON FISSARE LA SORGENTE LUMINOSA.**
***DO NOT LOOK AT LIGHT SOURCE.**



linea light group	**ISTRUZIONI DI MONTAGGIO** *MOUNTING INSTRUCTIONS*	**REVISIONE N°.** *REVISION N°.*	**DATA**
		Rev. 10	**11/18/2026**

FGI00296

SERIES: PERISKOP_Q
BRAND: i-LèD

PUNTI DI FISSAGGIO *FIXING POINTS*

DIMENSIONI / *DIMENSIONS*

A

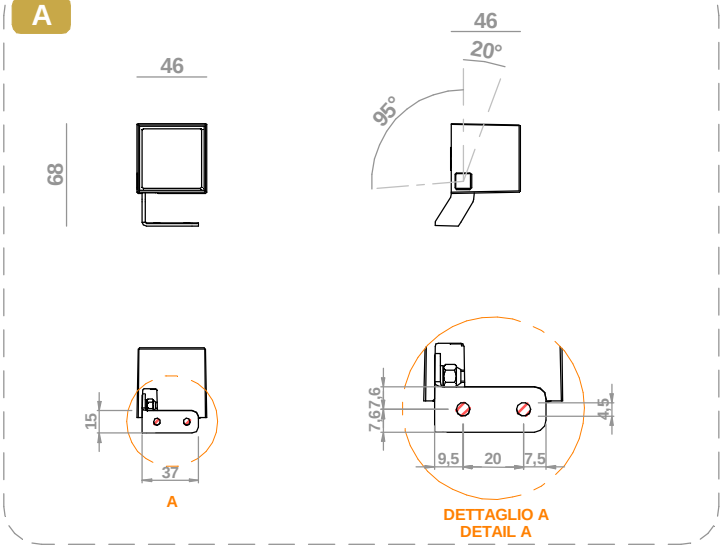

B

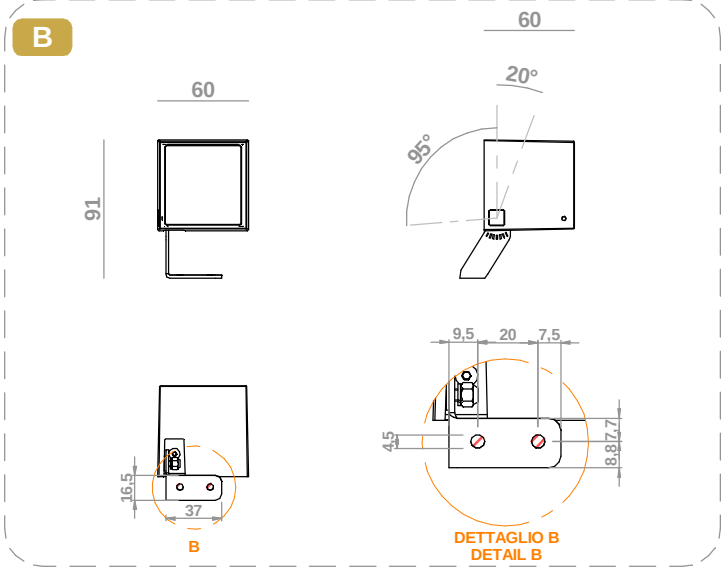

C

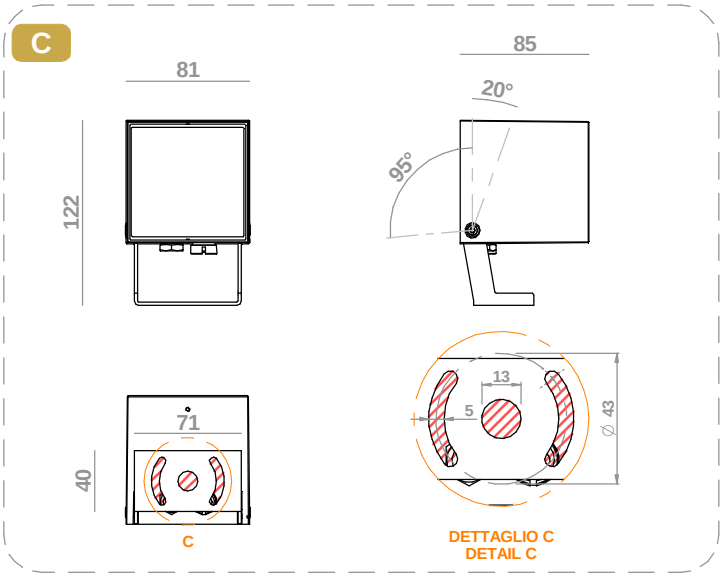

D

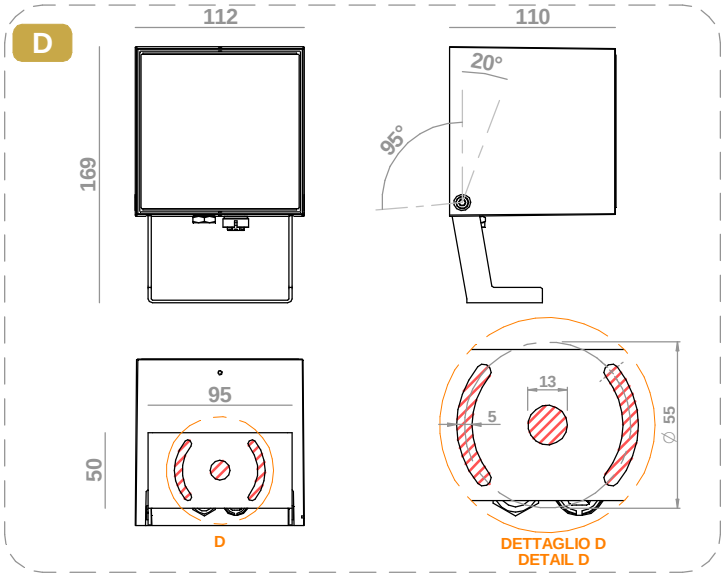

E

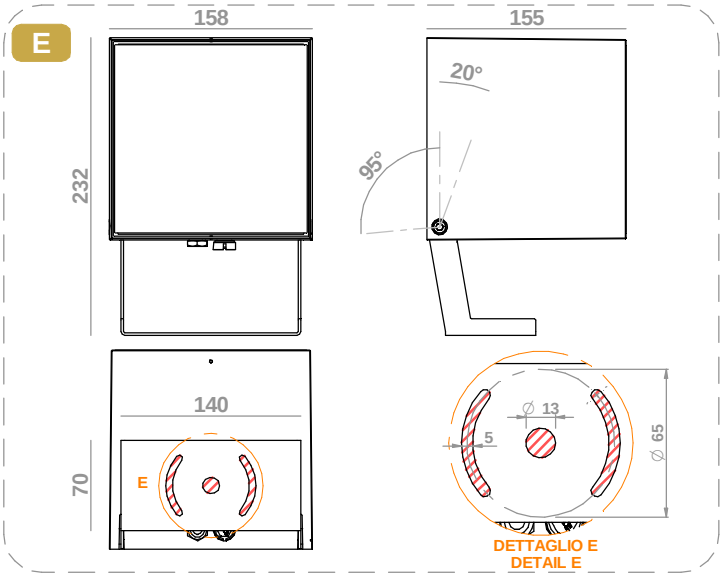

POSSIBILITA' DI ORIENTARE IL FARETTO UTILIZZANDO LE ASOLE SULLA STAFFA OPPURE ANCHE SEGUENDO LA SCALA GRADUATA

IT'S POSSIBLE TO ORIENT THE SPOTLIGHT BY USING THE SLOTS ON THE BRACKET, OR FOLLOWING THE GRATUATED SCALE, IN THE VARIOUS POSITION

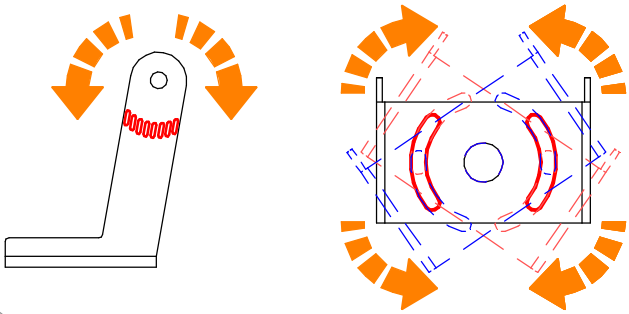

SERIES: PERISKOP_Q

BRAND: i-LèD

INSTALLAZIONE / *INSTALLATION*

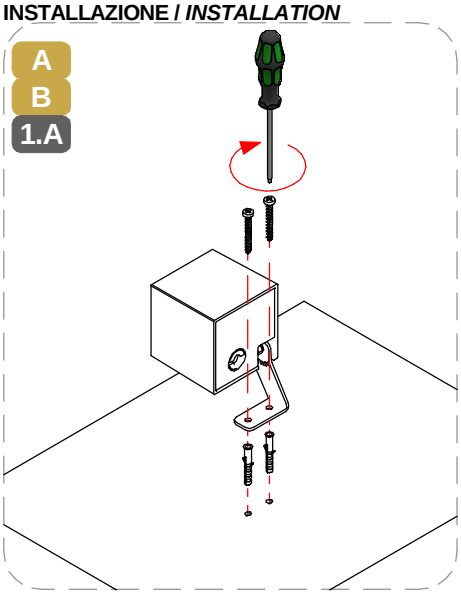

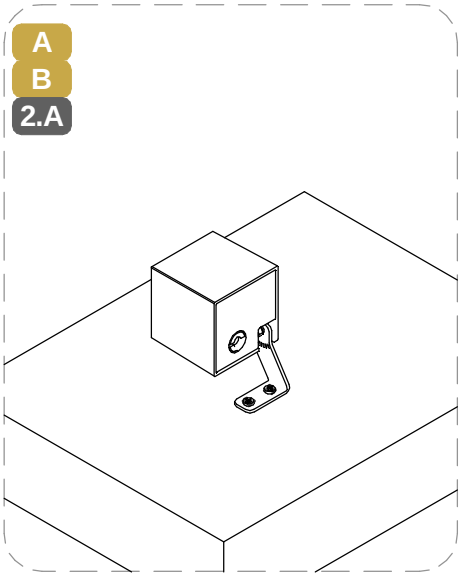

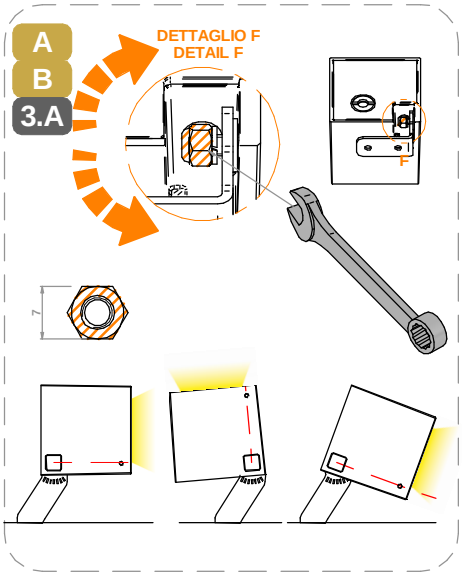

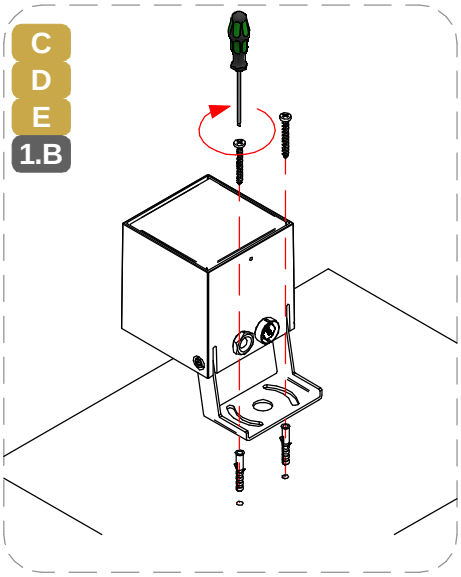

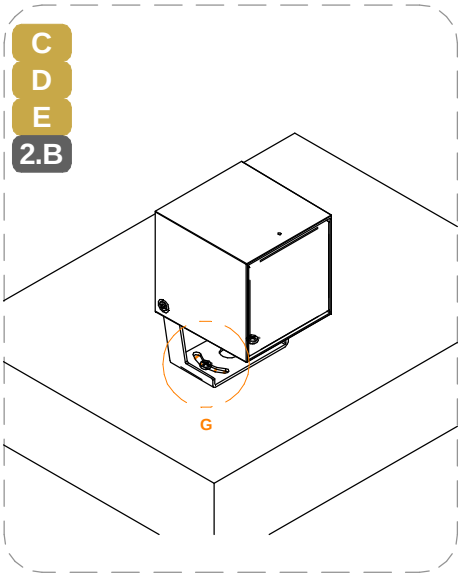

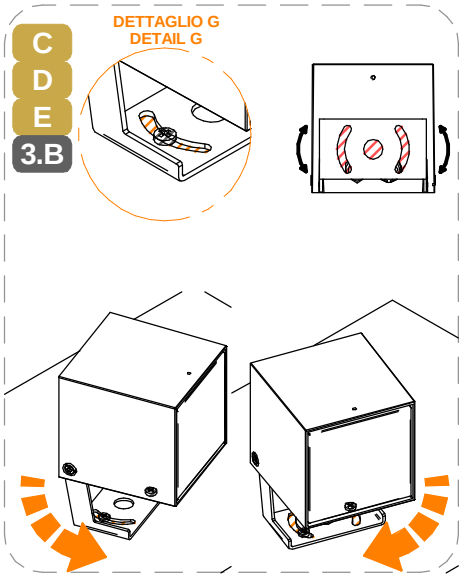

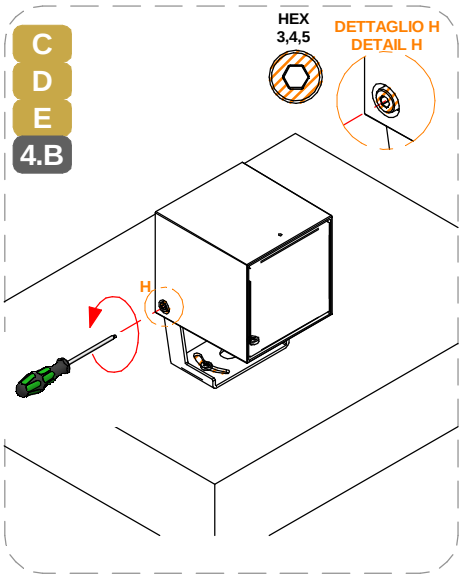

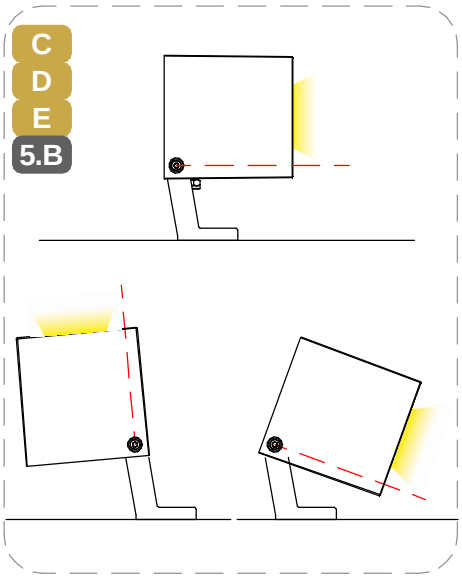

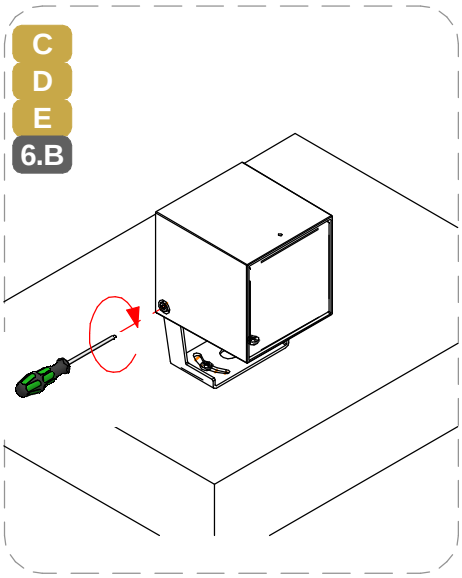

SERIES: PERISKOP_Q

BRAND: i-LèD

MARRONE / BROWN = LINEA / *LINE*
AZZURRO / LIGHT BLUE = NEUTRO / *NEUTRAL*
GIALLO-VERDE / YELLOW-GREEN = TERRA / EARTH CPC | PE

SUPERFICI INSTALLATIVE / *INSTALLATION SURFACES*

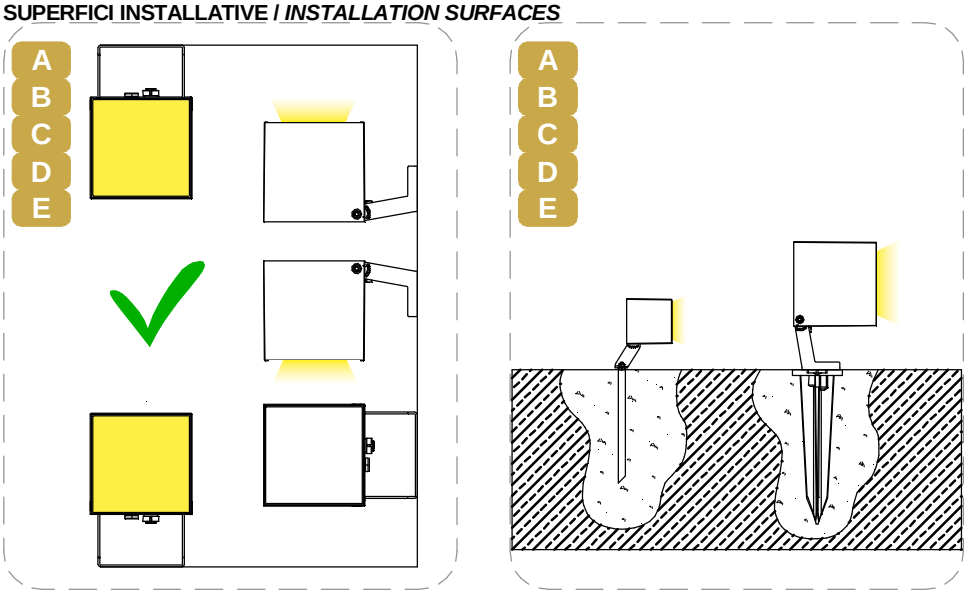

CABLAGGIO / *WIRING*

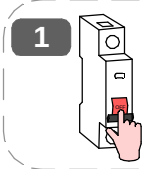

1 TUTTE LE OPERAZIONI DI COLLEGAMENTO ALLA RETE ELETTRICA DEVONO ESSERE CONDOTTE IN MANCANZA DI TENSIONE

ALL THE WIRING OPERATION MUST BE PERFORMED WITH MCB IN OFF POSITION



2 SE IL PRODOTTO E' DEFINITO IN CLASSE 1, IL CONDUTTORE DI MESSA A TERRA DI PROTEZIONE DEVE ESSERE SEMPRE COLLEGATO

IF THE FITTING IS CLASS 1 RATED, THE CPC | EARTH | PE CONDUCTOR MUST BE CONNECTED

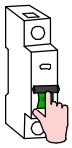

3 SE L'IMPIANTO E' STATO COMPLETATO ED E' IN SICUREZZA, PUO' ESSERE ALIMENTATO

WHEN THE CIRCUIT IS COMPLETED AND SAFE, MCB CAN BE SET IN ON POSITION

SE IL PRODOTTO E' DEFINITO IN CLASSE 3, IL CIRCUITO SECONDARIO A BASSA TENSIONE DEVE ESSERE COLLEGATO ALL'ALIMENTATORE PRIMA CHE QUESTO SIA SOTTO TENSIONE

IF THE FITTING IS CLASS 3 RATED, THE LOW VOLTAGE CIRCUIT MUST BE WIRED BEFORE THE POWER SUPPLY IS POWERED ON

SE IL CARICO VENISSE COLLEGATO AD ALIMENTATORE SOTTO TENSIONE, I PRODOTTI POTREBBERO DANNEGGIARSI, SUBENDO UN DANNO DA SOVRATENSIONE

IF THE LOAD IS WIRED TO AN ALREADY ON POWER SUPPLY, THE FITTINGS COULD BE DAMAGED BY VOLTAGE SURGE

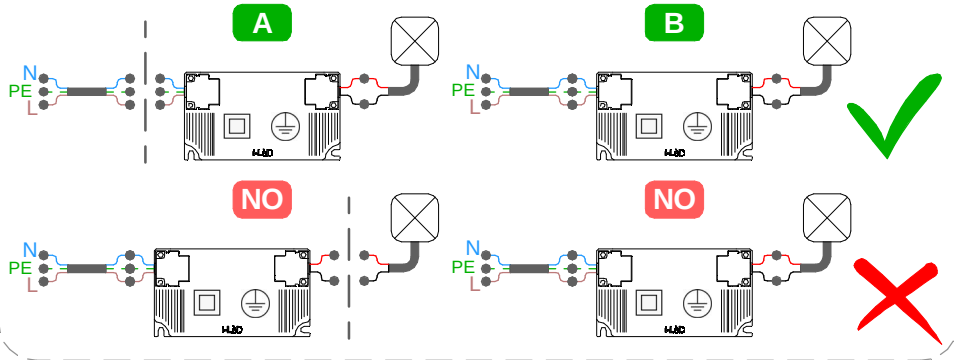

CC

CORRENTE COSTANTE
MAX. DISTANZA TRA DRIVER ED ULTIMO PRODOTTO | SEZIONE CAVO
CONSTANT CURREMT
DRIVER TO LAST LIGHT FITTING
MAX DISTANCE | WIRE SECTION

SEZIONE *SECTION* [mm2]	0,5	1	1,5	2,5
LUNGHEZZA *LENGHT* [m]	20	40	60	100

* Distanza massima dal driver all'ultimo articolo della linea a massimo carico. Per lunghezze massime dei cavi effettive,fare riferimento a support@linealight.com

** Maximum distance between LED driver and last device at full load. For effective maximum cable lengths,please refer to*

TIPO DI CONNESSIONE
TYPE OF CONNECTION

X: Se il cavo flessibile esterno di questo apparecchio è danneggiato, deve essere sostituito da un cavo speciale, disponibile esclusivamente presso il fabbricante, o il suo servizio di assistenza.
X: If the external flexible cable of this appliance is dameged, it must be replaced with a special cable, which is only avaible from the manufacturer or its service department.

Y: Se il cavo flessibile esterno di questo apparecchio è danneggiato, deve essere sostituito esclusivamente dal fabbricante, dal suo servizio di assistenza o da personale qualificato equivalente, al fine di evitare pericoli.
Y: If the external flexible cable of this appliance is dameged, it must only be replaced by the manufacturer, its service department or equivalent qualified personell in order to avoid danger.

Z: Il cavo flessibile esterno di questo apparecchio non può essere sostituito; se il cavo è danneggiato l'apparecchio deve essere distrutto.
Z: The external flexible cable fo this appliance cannot be replaced; if the cable is dameged, the appliance must be destroyed.

Per ridurre il rischio di strangolamento, il cavo flessibile collegato all'aparecchio deve essere efficacemente fissato alla parete, se si trova all'interno del volume di accessibilità.
To reduce the risk of strangulation, the flexible cable connected to the device must be securely fixed to the wall if it is located within the accessible area.

ASSICURARSI CHE LA CONTROCASSA OD IL PRODOTTO SIANO POSIZIONATI SU UNA SUPEFICE PIANA
MAKE SURE THE OUTER CASING OR THE LIGHT FITTING ARE PLACED ON A FLAT SURFACE

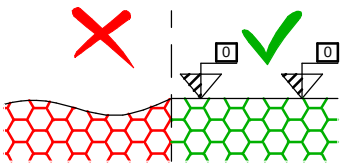

SI PREGA SEGUIRE LE BUONE PRATICHE DI DIMENSIONAMENTO E SEZIONAMENTO DELL'IMPIANTO ELETTRICO, TENENDO PRESENTE: LE CARATTERISTICHE DELL' INTERRUTTORE DIFFERENZIALE ED IL NUMERO DI ARTICOLI COLLEGATI ALLA LINEA ELETTRICA; QUESTO PER AGEVOLARE L'IDENFICAZIONE DI EVENTUALI ANOMALIE SULLA LINEA ELETTRICA

PLEASE FOLLOW THE BEST PRACTICES IN ELECTRICAL SYSTEM DESIGN, PAING ATTENTION TO THE RCCB SWITCH CHARACTERISTICSAND THE NUMBER OF FITTINGS CONNECTED TO THE ELETRICAL LINE; THIS HELPS TO INDETIFY POSSIBLE ANOMALIES ON THE ELETRICAL LINE

SERIES: PERISKOP_Q
BRAND: i-LèD

MARRONE / BROWN = LINEA / *LINE*
AZZURRO / LIGHT BLUE = NEUTRO / *NEUTRAL*
GIALLO-VERDE / YELLOW-GREEN = TERRA / EARTH CPC | PE

ELETTRONICA / *ELECTRIONICS*

DALI Power Supply



99309
99310
C-E300002

Scene COM EVO



83146

Optidimm RGBW | DW

C-E500004
C-E500005
C-E500006
C-E500007
C-E500008
C-E500009
C-E500010



DALI 2 | DT8

OPTI Touch 4"



C-E700019 + 83009 (driver)

OPTI Touch 7"



C-E700020 + 83009 (driver)

DALI XC



99311

STICK DE3



99234/99235 + 99184 (driver)
98140 (controcassa/casing)

STICK GU1



99045/99046 + 99184 (driver)
98140 (controcassa/casing)

SLESA U11



83243 + 83244 (driver)
84869 (connettore/*connector* XLR 3 pin)

DINA DR2



C-E700046

REAL-T PRO



C-E500024

Lumiquad PRO



83187

CAVO DMX / *DMX CABLE*



84865

SMART PRO



C-E700003
C-W600001 (telecomando, remote)

Cavi Iniziale
Start Cables
All in One DMX + 230V AC



98660 | 1m
98661 | 5m

F. 6pin

Cavi di Estensione
Extension Cables
All in One DMX + 230V AC



98662 | 1m
98663 | 5m

F. + M 6pin

All In One
Splitter 230V AC + DMX



98985 | Start Splitter
99390 | Continuity Splitter

Tappo di Chiusura | All In ONE
End Cap All In One
230V AC + DMX



98986

SERIES: PERISKOP_Q

BRAND: i-LèD

MARRONE / BROWN = LINEA / *LINE*
AZZURRO / LIGHT BLUE = NEUTRO / *NEUTRAL*
GIALLO-VERDE / YELLOW-GREEN = TERRA / EARTH CPC | PE

CABLAGGIO IN SERIE | CORRENTE COSTANTE
SERIES WIRING | CONSTANT CURRENT

CC

N° MAX *DEVICES*

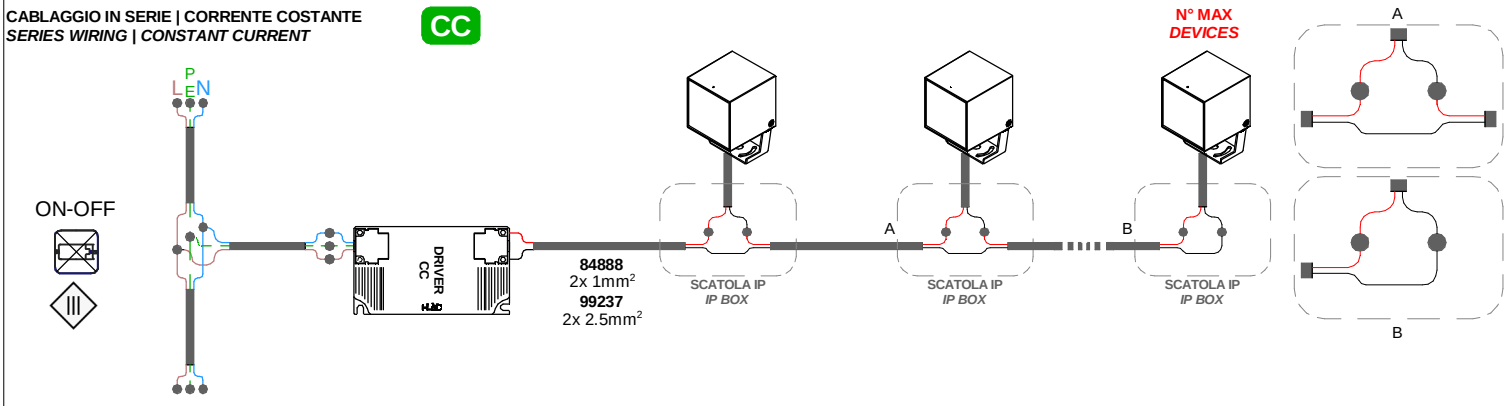

CABLAGGIO IN SERIE | CORRENTE COSTANTE
SERIES WIRING | CONSTANT CURRENT

CC

N° MAX *DEVICES*

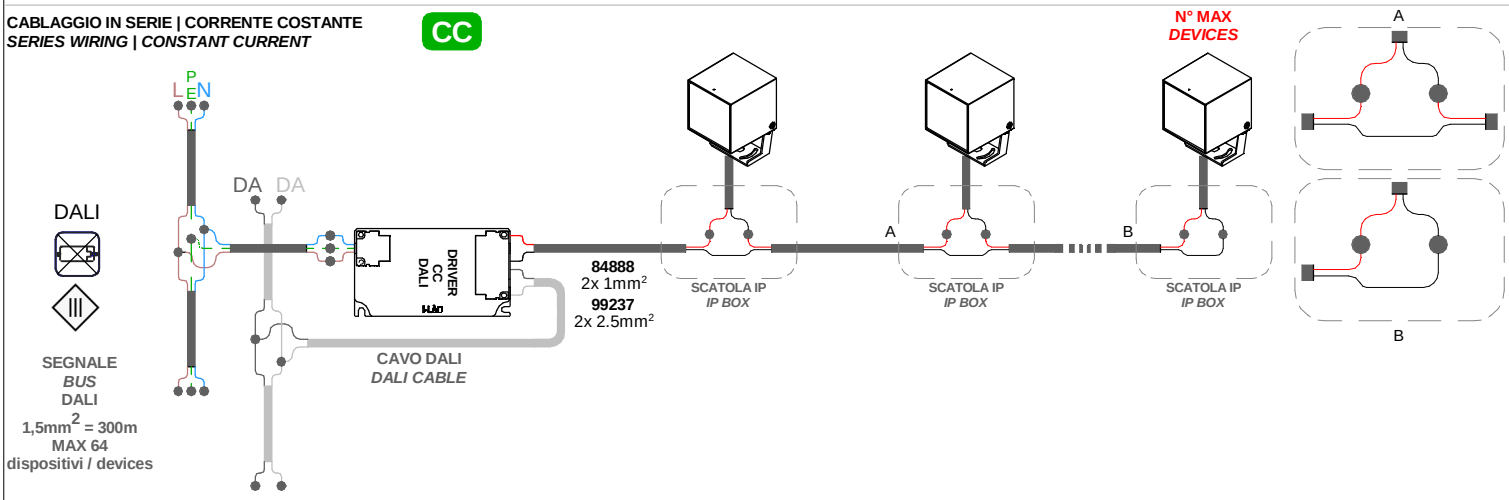

CABLAGGIO IN SERIE | CORRENTE COSTANTE
SERIES WIRING | CONSTANT CURRENT

CC

N° MAX *DEVICES*

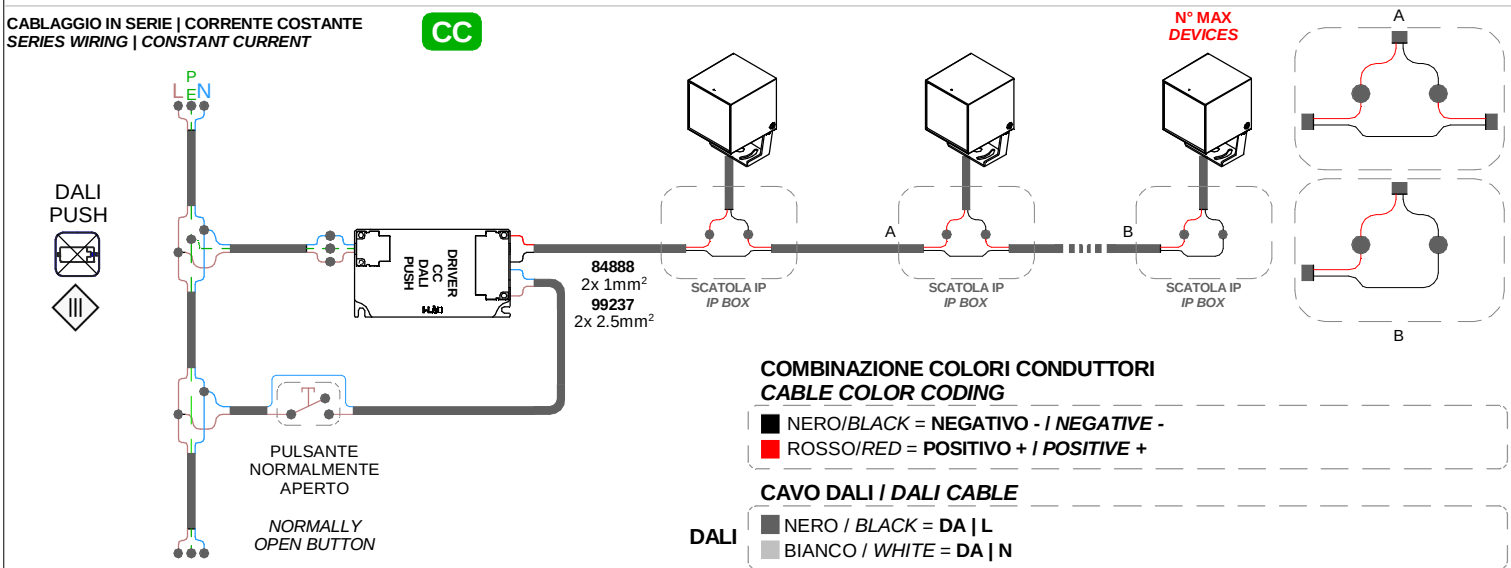

COMBINAZIONE COLORI CONDUTTORI
CABLE COLOR CODING

NERO/*BLACK* = **NEGATIVO - / *NEGATIVE* -**
ROSSO/*RED* = **POSITIVO + / *POSITIVE* +**

CAVO DALI / *DALI CABLE*

DALI
NERO / *BLACK* = **DA | L**
BIANCO / *WHITE* = **DA | N**

N° DI PRODOTTI PER ALIMENTATORE
N° OF LIGHT FITTINGS PER DRIVER

N° MAX *DEVICES* — CC

CODICE *CODE*	ON OFF							DALI PUSH		
	99181	C-E200007	99185	89420	99179	99186	C-E200008	C-E200003	83101	C-E200002
81788, 81789, 81790, 81791, 77605	1	1	2-3	-	-	-	-	2-3	1-3	-
90519, 90520, 90521, 90522, 77604	1	1	2-4	-	-	-	-	2-3	1-3	-
C00489, C00490	1	1	2-5	-	-	-	-	1-2	1-2	-
C00778	-	-	-	1-2	3-6	6-12	3-6	-	-	3-12
C00780	-	-	-	-	1	2-3	1	-	-	2-3

SERIES: PERISKOP_Q

BRAND: i-LèD

MARRONE / BROWN = LINEA / *LINE*
AZZURRO / LIGHT BLUE = NEUTRO / *NEUTRAL*
GIALLO-VERDE / YELLOW-GREEN = TERRA / EARTH CPC | PE

CABLAGGIO IN PARALLELO | *PARALLEL WIRING*
TENSIONE DI RETE | *MAINS VOLTAGE*

AC

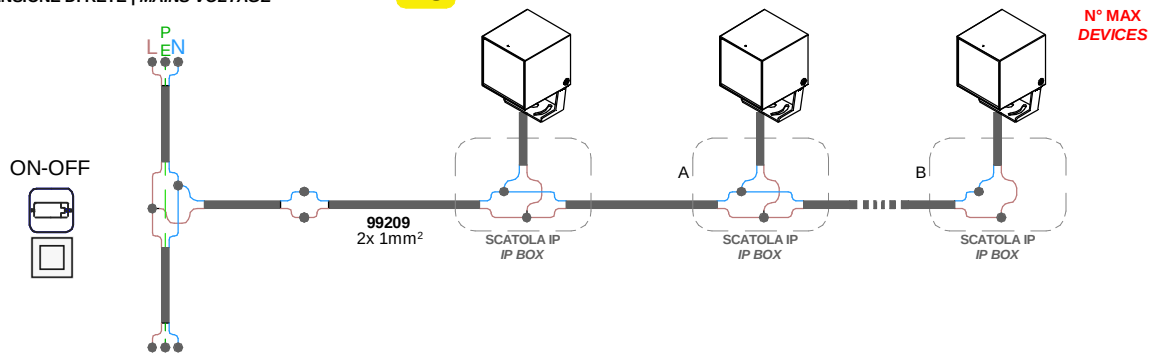

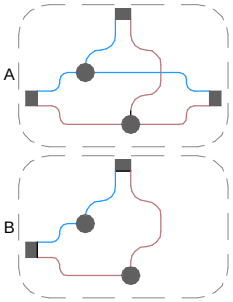

CABLAGGIO IN PARALLELO | *PARALLEL WIRING*
TENSIONE DI RETE | *MAINS VOLTAGE*

AC

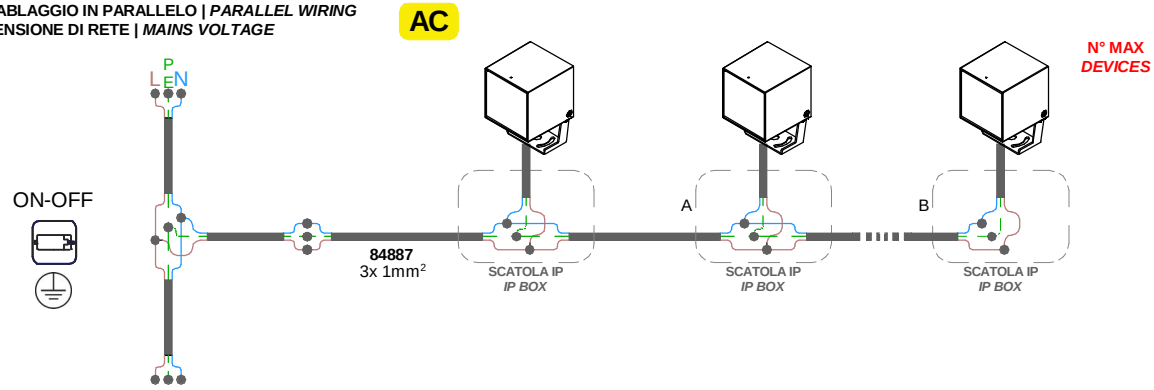

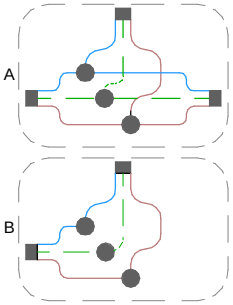

CABLAGGIO IN PARALLELO | *PARALLEL WIRING*
TENSIONE DI RETE | *MAINS VOLTAGE*

AC

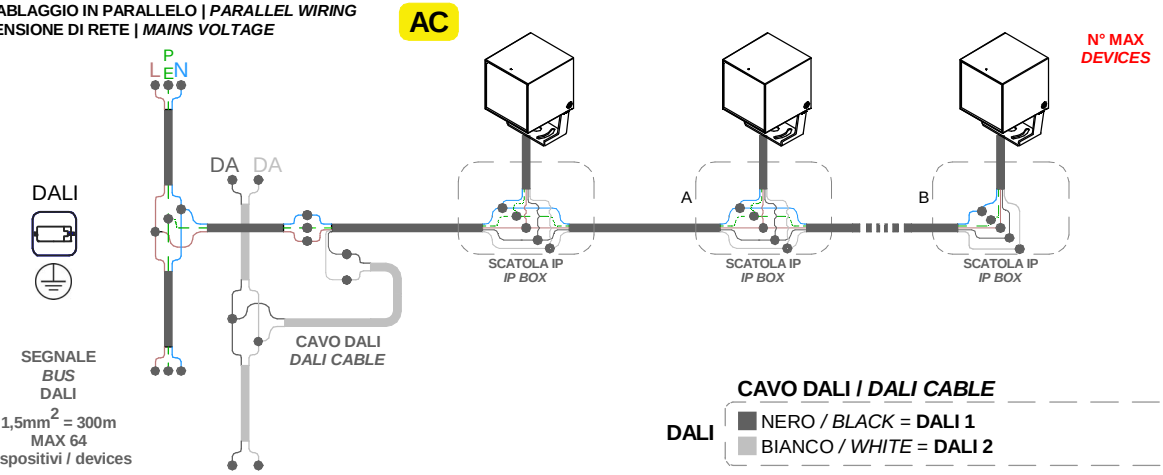

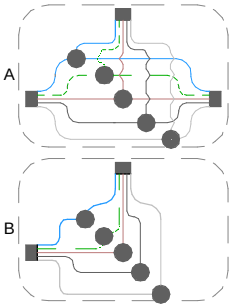

SEGNALE
BUS
DALI
1,5mm² = 300m
MAX 64
dispositivi / devices

CAVO DALI / *DALI CABLE*

DALI
NERO / *BLACK* = **DALI 1**
BIANCO / *WHITE* = **DALI 2**

CABLAGGIO IN PARALLELO | *PARALLEL WIRING*
TENSIONE DI RETE | *MAINS VOLTAGE*

AC

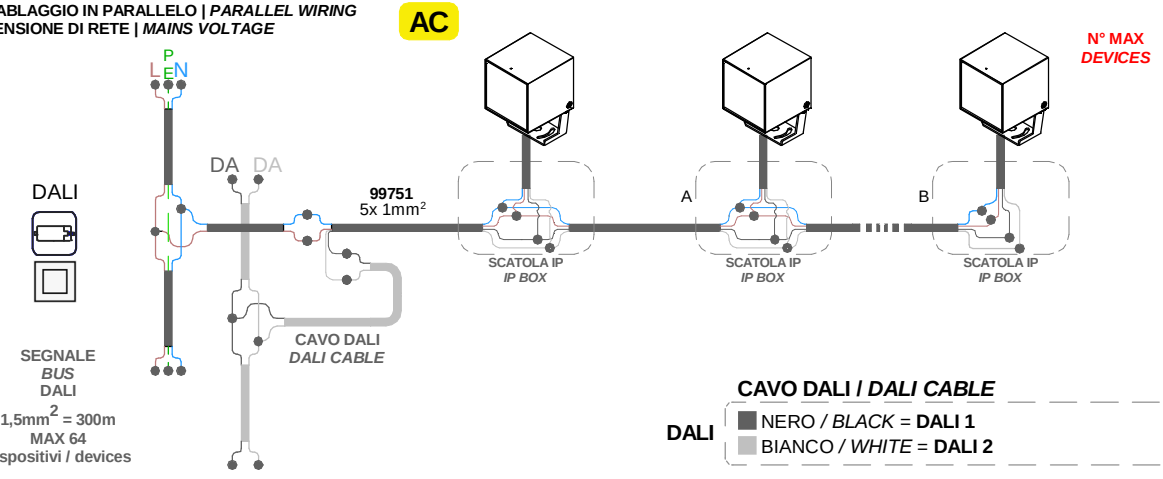

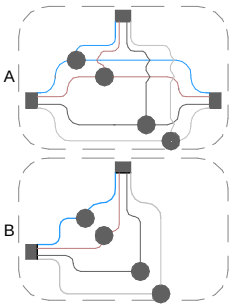

SEGNALE
BUS
DALI
1,5mm² = 300m
MAX 64
dispositivi / devices

CAVO DALI / *DALI CABLE*

DALI
NERO / *BLACK* = **DALI 1**
BIANCO / *WHITE* = **DALI 2**

SERIES: PERISKOP_Q

BRAND: i-LèD

MARRONE / BROWN = LINEA / *LINE*
AZZURRO / LIGHT BLUE = NEUTRO / *NEUTRAL*
GIALLO-VERDE / YELLOW-GREEN = TERRA / EARTH CPC | PE

CABLAGGIO IN PARALLELO | *PARALLEL WIRING*
TENSIONE DI RETE | *MAINS VOLTAGE*

AC

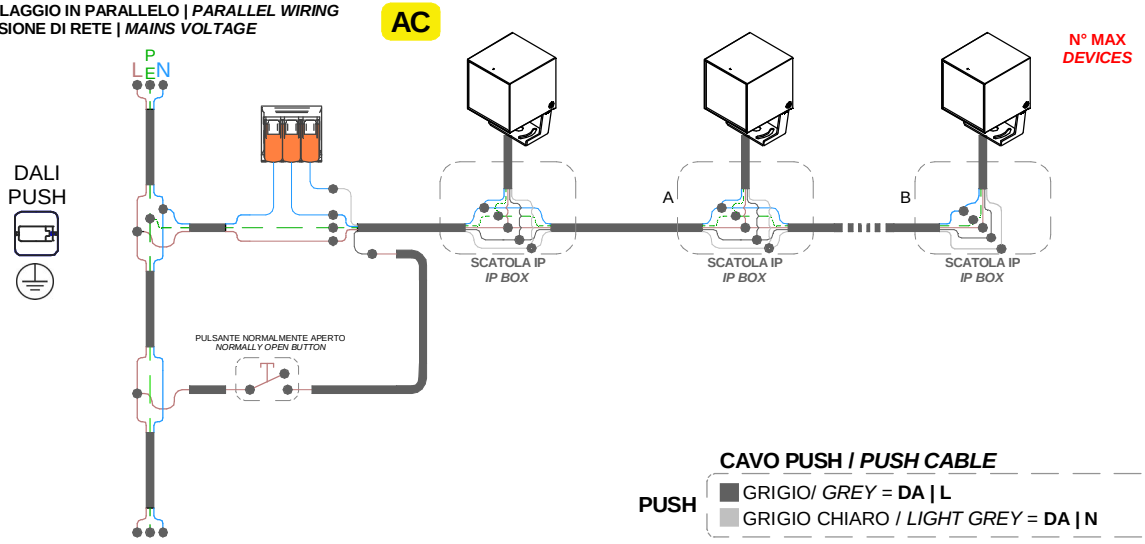

N° MAX
DEVICES

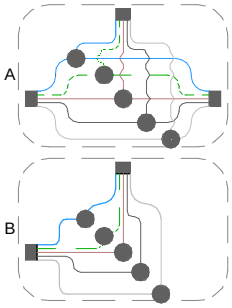

CAVO PUSH / *PUSH CABLE*

PUSH
- GRIGIO/ *GREY* = **DA | L**
- GRIGIO CHIARO / *LIGHT GREY* = **DA | N**

CABLAGGIO IN PARALLELO | *PARALLEL WIRING*
TENSIONE DI RETE | *MAINS VOLTAGE*

AC

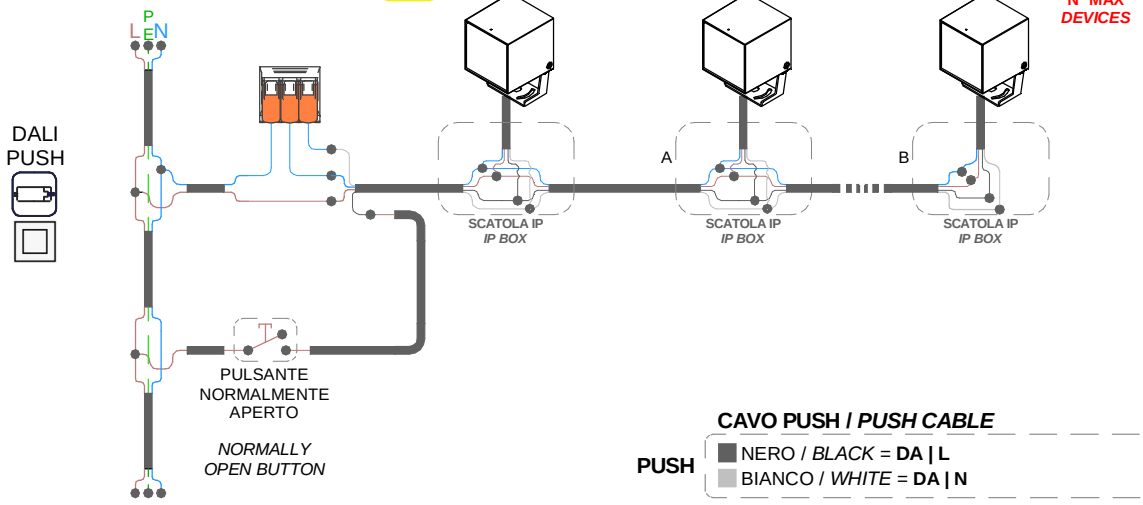

N° MAX
DEVICES

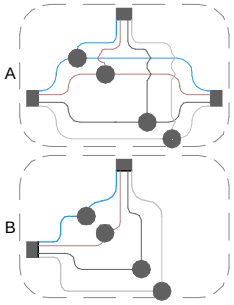

CAVO PUSH / *PUSH CABLE*

PUSH
- NERO / *BLACK* = **DA | L**
- BIANCO / *WHITE* = **DA | N**

SERIES: PERISKOP_Q

BRAND: i-LèD

MARRONE / BROWN = LINEA / *LINE*
AZZURRO / LIGHT BLUE = NEUTRO / *NEUTRAL*
GIALLO-VERDE / YELLOW-GREEN = TERRA / EARTH CPC | PE

MCB **N° MAX** ***DEVICES***

N° DI PRODOTTI PER MAGNETORTERMICO
N° OF LIGHT FITTINGS PER MCB

CODICE *CODE*	DIMMING	B10	B16	B20	C10	C16	C20
84233; 84234; 84235; 84236; 77607	ON-OFF	40	64	80	64	102	128
84237; 84238; 84239; 84240; 77608	ON-OFF	29	48	60	49	80	100
C00812; C00813	ON-OFF	8	14	18	14	24	30
C00817	ON-OFF	10	16	20	16	27	33
C00819; C00874	ON-OFF	14	24	30	24	40	50
C00876	ON-OFF	30	50	62	51	83	104
C01352; C01354	ON-OFF	16	25	31	25	40	50
C00857; C00858	ON-OFF	18	30	37	31	50	62
C00777	ON-OFF	18	30	37	31	50	62
C00487; C00488	ON-OFF	17	28	36	29	48	60
C00779	ON-OFF	10	16	20	16	27	33
C01732	DALI 2 | PUSH	30	48	60	48	77	96
C01733	DALI 2 | PUSH	30	48	60	48	77	96
C01734; C01735	DALI 2 | PUSH	30	48	60	48	77	96
C00814; C00815; C00875	DALI 2 | PUSH	18	30	37	31	50	62
C00818; C00820	DALI 2 | PUSH	14	24	30	24	40	50
C01353; C01355	DALI 2 | PUSH	16	25	31	25	40	50
C00859; C00860; C00877	DALI 2 | PUSH	30	50	62	51	83	104

RGB
CENTRALINA SMART
SMART CONTROLLER
CABLAGGIO IN SERIE | CORRENTE COSTANTE
SERIES WIRING | CONSTANT CURRENT

CC

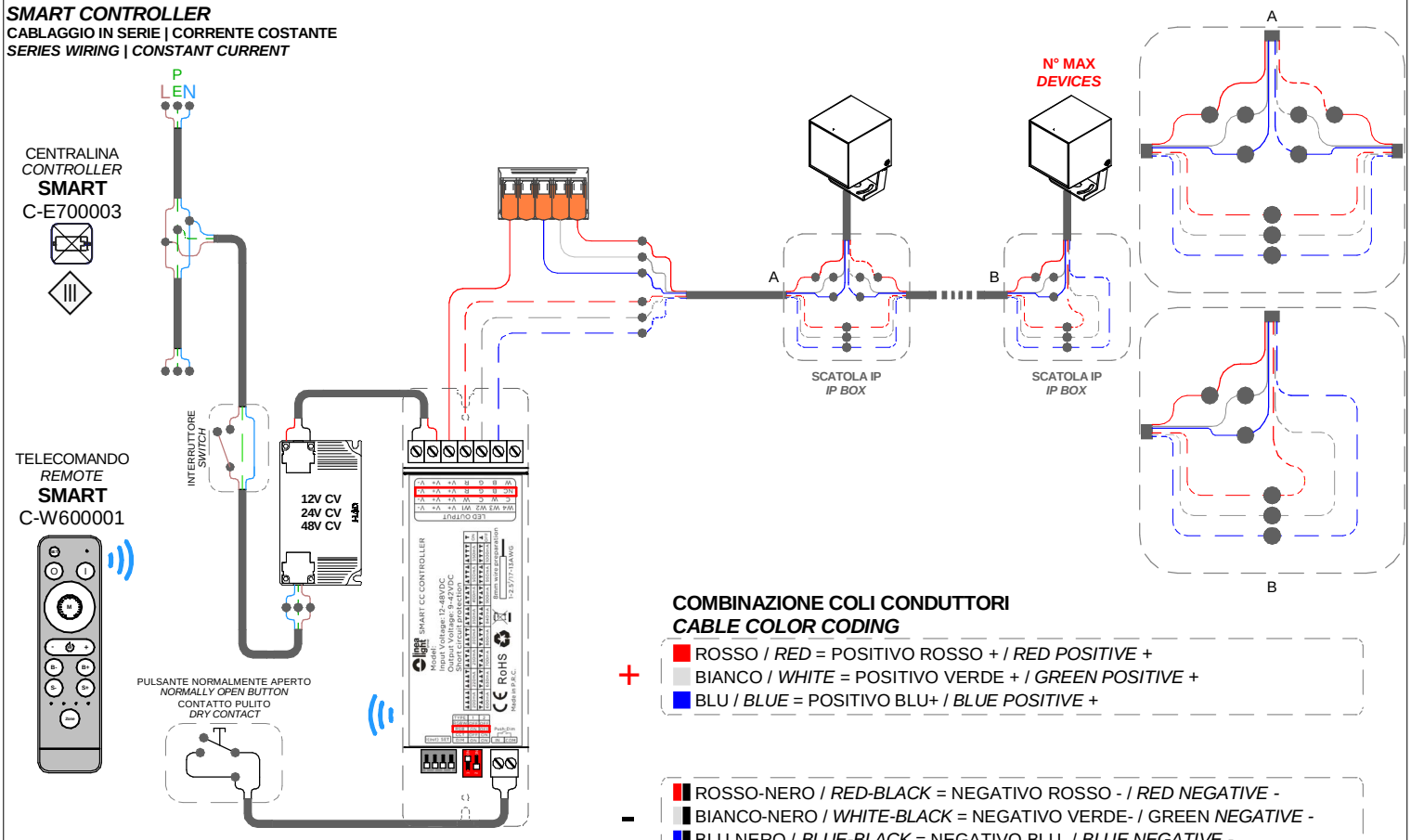

COMBINAZIONE COLI CONDUTTORI
CABLE COLOR CODING

\+
- ROSSO / *RED* = POSITIVO ROSSO + / *RED POSITIVE* +
- BIANCO / *WHITE* = POSITIVO VERDE + / *GREEN POSITIVE* +
- BLU / *BLUE* = POSITIVO BLU+ / *BLUE POSITIVE* +

\-
- ROSSO-NERO / *RED-BLACK* = NEGATIVO ROSSO - / *RED NEGATIVE* -
- BIANCO-NERO / *WHITE-BLACK* = NEGATIVO VERDE- / GREEN *NEGATIVE* -
- BLU-NERO / *BLUE-BLACK* = NEGATIVO BLU- / *BLUE NEGATIVE* -

SERIES: PERISKOP_Q

BRAND: i-LèD

MARRONE / BROWN = LINEA / *LINE*
AZZURRO / LIGHT BLUE = NEUTRO / *NEUTRAL*
GIALLO-VERDE / YELLOW-GREEN = TERRA / EARTH CPC | PE

RGB
CENTRALINA DALI 2 DT8
DALI 2 DT8 CONTROLLER

CC

CABLAGGIO IN SERIE | CORRENTE COSTANTE
SERIES WIRING | CONSTANT CURRENT

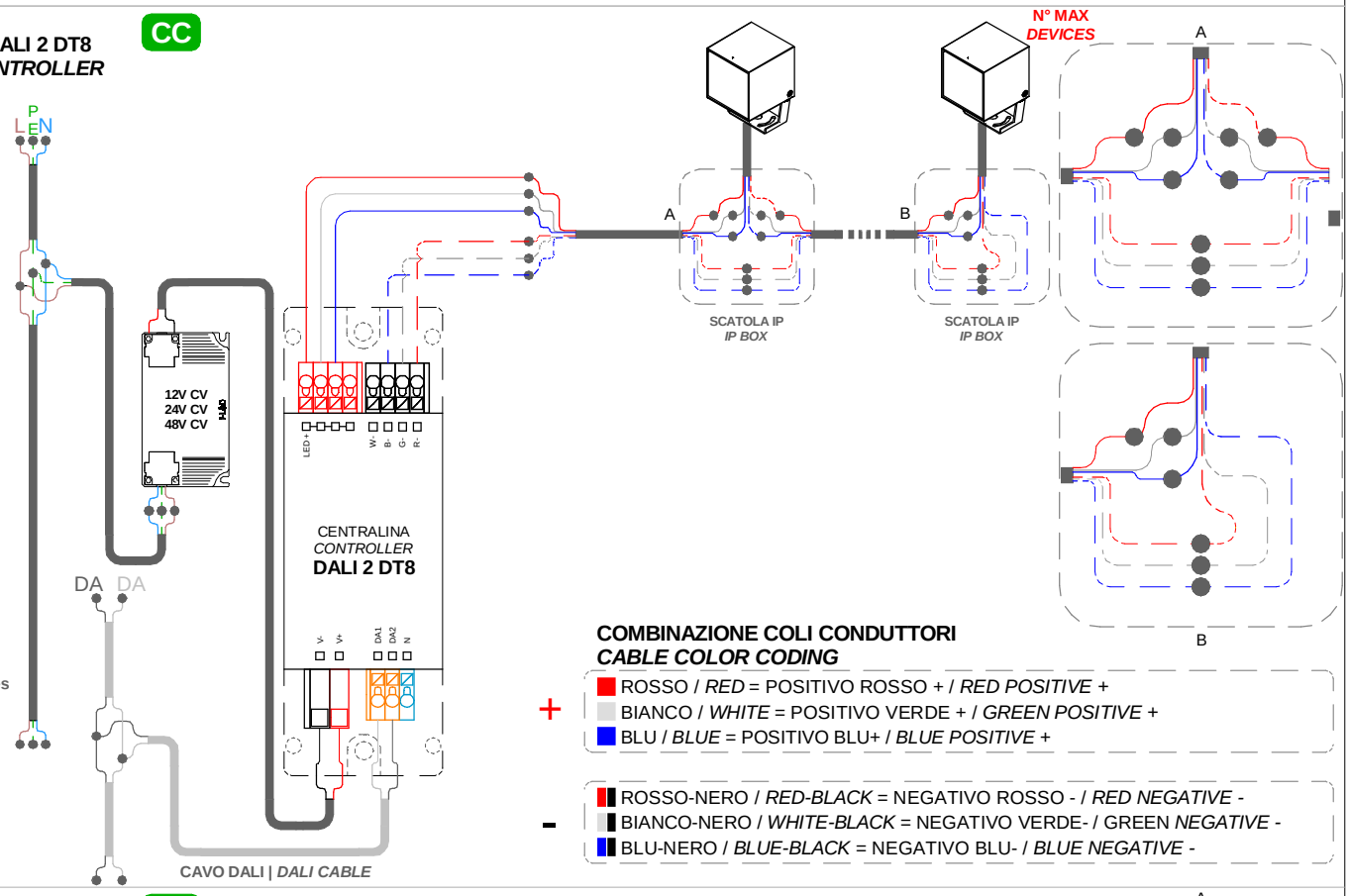

COMBINAZIONE COLI CONDUTTORI
CABLE COLOR CODING

\+
- ROSSO / *RED* = POSITIVO ROSSO + / *RED POSITIVE* +
- BIANCO / *WHITE* = POSITIVO VERDE + / *GREEN POSITIVE* +
- BLU / *BLUE* = POSITIVO BLU+ / *BLUE POSITIVE* +

\-
- ROSSO-NERO / *RED-BLACK* = NEGATIVO ROSSO - / *RED NEGATIVE* -
- BIANCO-NERO / *WHITE-BLACK* = NEGATIVO VERDE- / GREEN *NEGATIVE* -
- BLU-NERO / *BLUE-BLACK* = NEGATIVO BLU- / *BLUE NEGATIVE* -

RGB
CENTRALINA DMX
DMX CONTROLLER

CC

CABLAGGIO IN SERIE | CORRENTE COSTANTE
SERIES WIRING | CONSTANT CURRENT

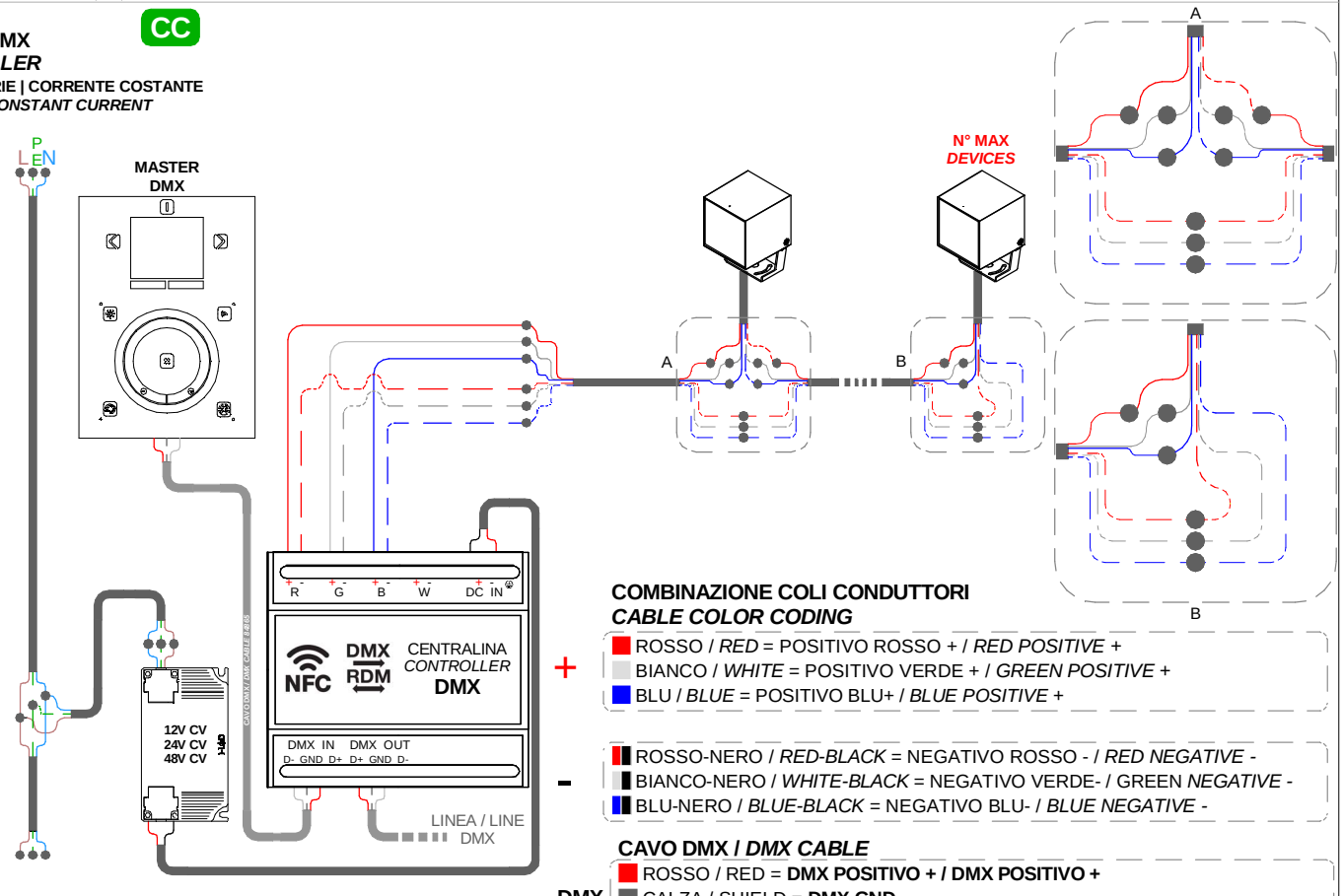

COMBINAZIONE COLI CONDUTTORI
CABLE COLOR CODING

\+
- ROSSO / *RED* = POSITIVO ROSSO + / *RED POSITIVE* +
- BIANCO / *WHITE* = POSITIVO VERDE + / *GREEN POSITIVE* +
- BLU / *BLUE* = POSITIVO BLU+ / *BLUE POSITIVE* +

\-
- ROSSO-NERO / *RED-BLACK* = NEGATIVO ROSSO - / *RED NEGATIVE* -
- BIANCO-NERO / *WHITE-BLACK* = NEGATIVO VERDE- / GREEN *NEGATIVE* -
- BLU-NERO / *BLUE-BLACK* = NEGATIVO BLU- / *BLUE NEGATIVE* -

CAVO DMX / *DMX CABLE*

DMX
- ROSSO / RED = **DMX POSITIVO + / DMX POSITIVO +**
- CALZA / SHIELD = **DMX GND**
- BIANCO / WHITE = **DMX NEGATIVO - / DMX NEGATIVE -**

SERIES: PERISKOP_Q

BRAND: i-LèD

MARRONE / BROWN = LINEA / *LINE*
AZZURRO / LIGHT BLUE = NEUTRO / *NEUTRAL*
GIALLO-VERDE / YELLOW-GREEN = TERRA / EARTH CPC | PE

RGBW CENTRALINA SMART *SMART CONTROLLER*

CC

CABLAGGIO IN SERIE CORRENTE COSTANTE *SERIES WIRING CONSTANT CURRENT*

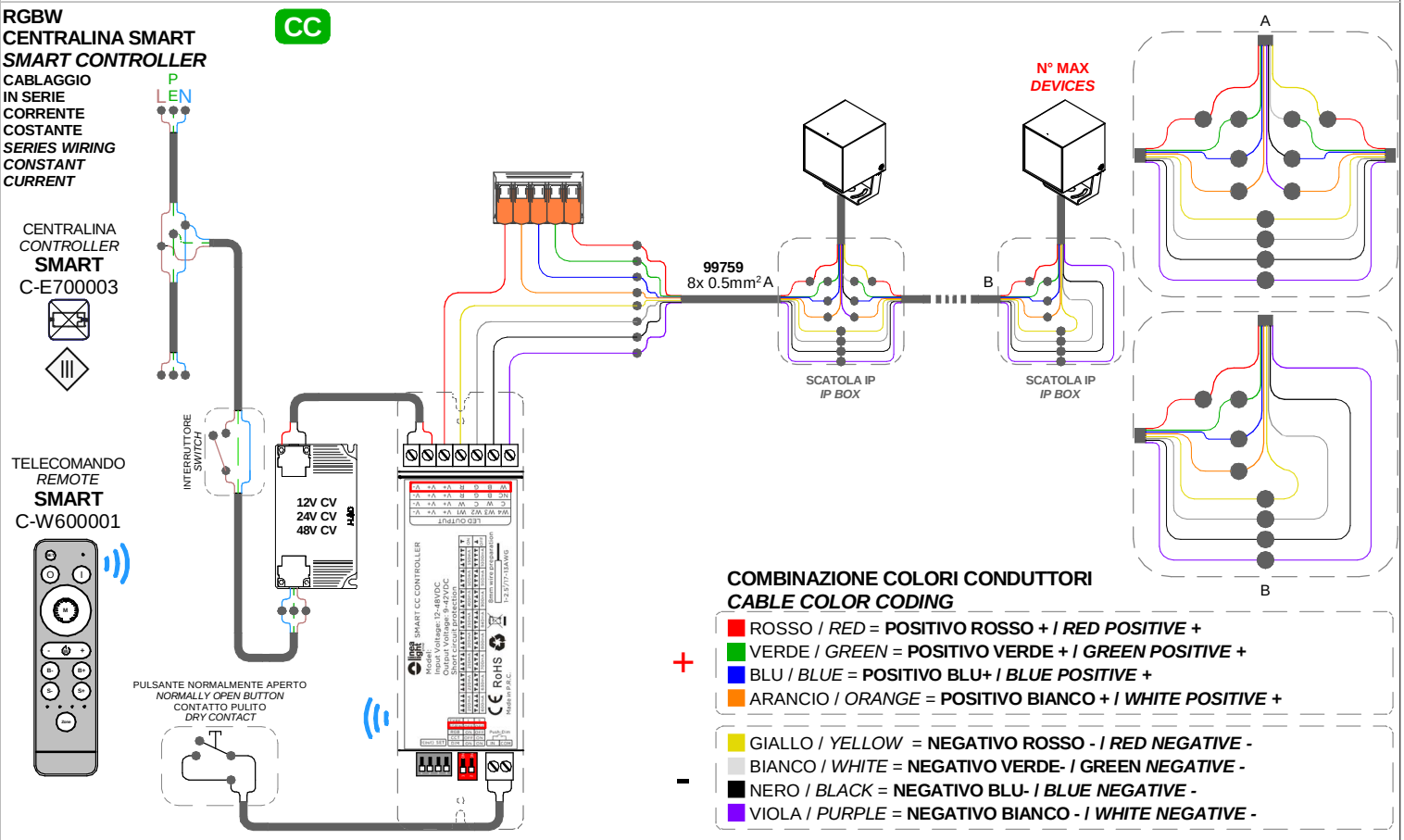

COMBINAZIONE COLORI CONDUTTORI
CABLE COLOR CODING

\+
- ROSSO / *RED* = **POSITIVO ROSSO + / *RED POSITIVE* +**
- VERDE / *GREEN* = **POSITIVO VERDE + / *GREEN POSITIVE* +**
- BLU / *BLUE* = **POSITIVO BLU+ / *BLUE POSITIVE* +**
- ARANCIO / *ORANGE* = **POSITIVO BIANCO + / *WHITE POSITIVE* +**

\-
- GIALLO / *YELLOW* = **NEGATIVO ROSSO - / *RED NEGATIVE* -**
- BIANCO / *WHITE* = **NEGATIVO VERDE- / GREEN *NEGATIVE* -**
- NERO / *BLACK* = **NEGATIVO BLU- / *BLUE NEGATIVE* -**
- VIOLA / *PURPLE* = **NEGATIVO BIANCO - / *WHITE NEGATIVE* -**

RGBW CENTRALINA DALI 2 DT8 *DALI 2 DT8 CONTROLLER*

CC

CABLAGGIO IN SERIE | CORRENTE COSTANTE *SERIES WIRING | CONSTANT CURRENT*

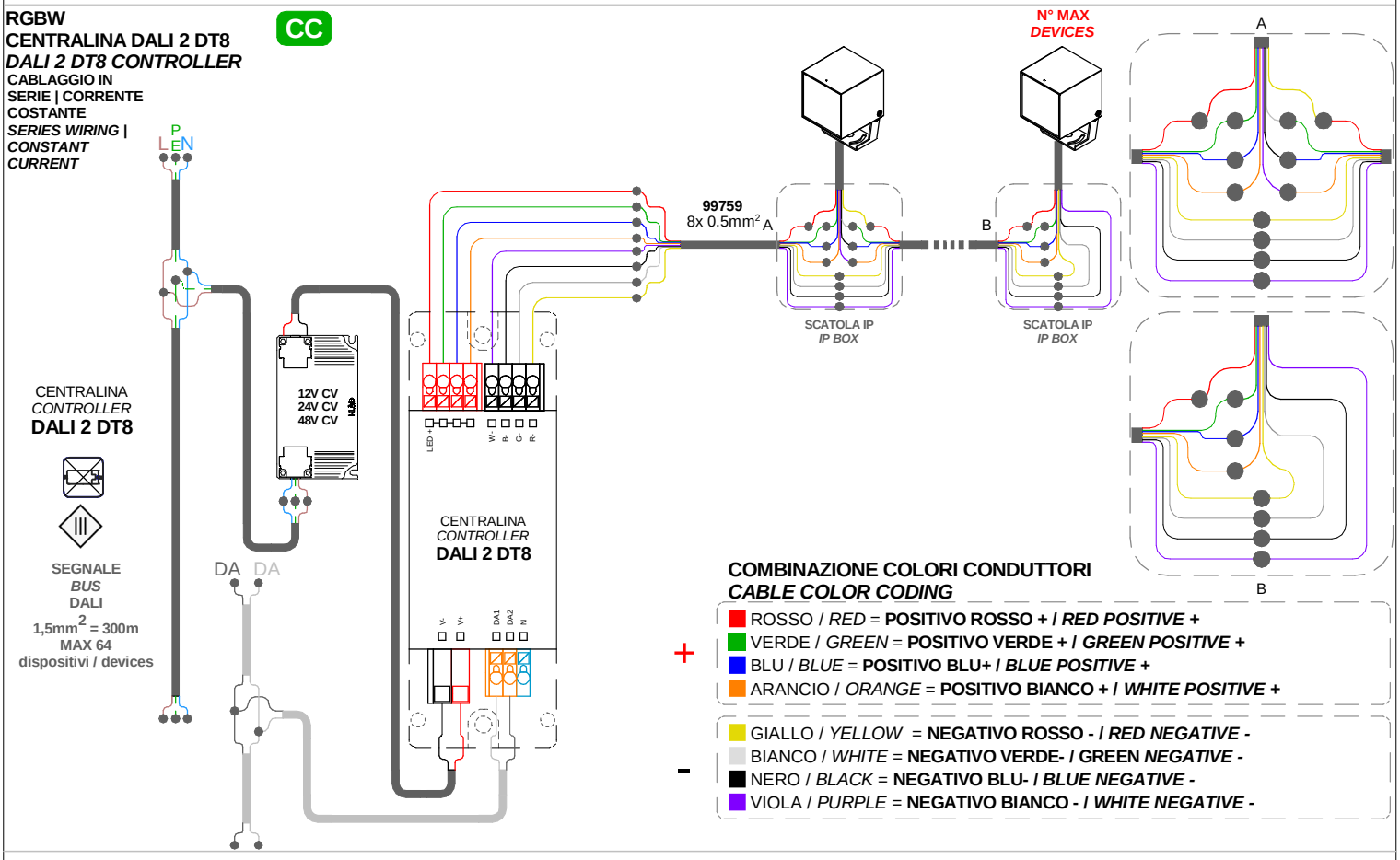

COMBINAZIONE COLORI CONDUTTORI
CABLE COLOR CODING

\+
- ROSSO / *RED* = **POSITIVO ROSSO + / *RED POSITIVE* +**
- VERDE / *GREEN* = **POSITIVO VERDE + / *GREEN POSITIVE* +**
- BLU / *BLUE* = **POSITIVO BLU+ / *BLUE POSITIVE* +**
- ARANCIO / *ORANGE* = **POSITIVO BIANCO + / *WHITE POSITIVE* +**

\-
- GIALLO / *YELLOW* = **NEGATIVO ROSSO - / *RED NEGATIVE* -**
- BIANCO / *WHITE* = **NEGATIVO VERDE- / GREEN *NEGATIVE* -**
- NERO / *BLACK* = **NEGATIVO BLU- / *BLUE NEGATIVE* -**
- VIOLA / *PURPLE* = **NEGATIVO BIANCO - / *WHITE NEGATIVE* -**

SERIES: PERISKOP_Q

BRAND: i-LèD

MARRONE / BROWN = LINEA / *LINE*
AZZURRO / LIGHT BLUE = NEUTRO / *NEUTRAL*
GIALLO-VERDE / YELLOW-GREEN = TERRA / EARTH CPC | PE

RGBW
CENTRALINA DMX
DMX CONTROLLER

CC

CABLAGGIO IN SERIE | CORRENTE COSTANTE
SERIES WIRING | CONSTANT CURRENT

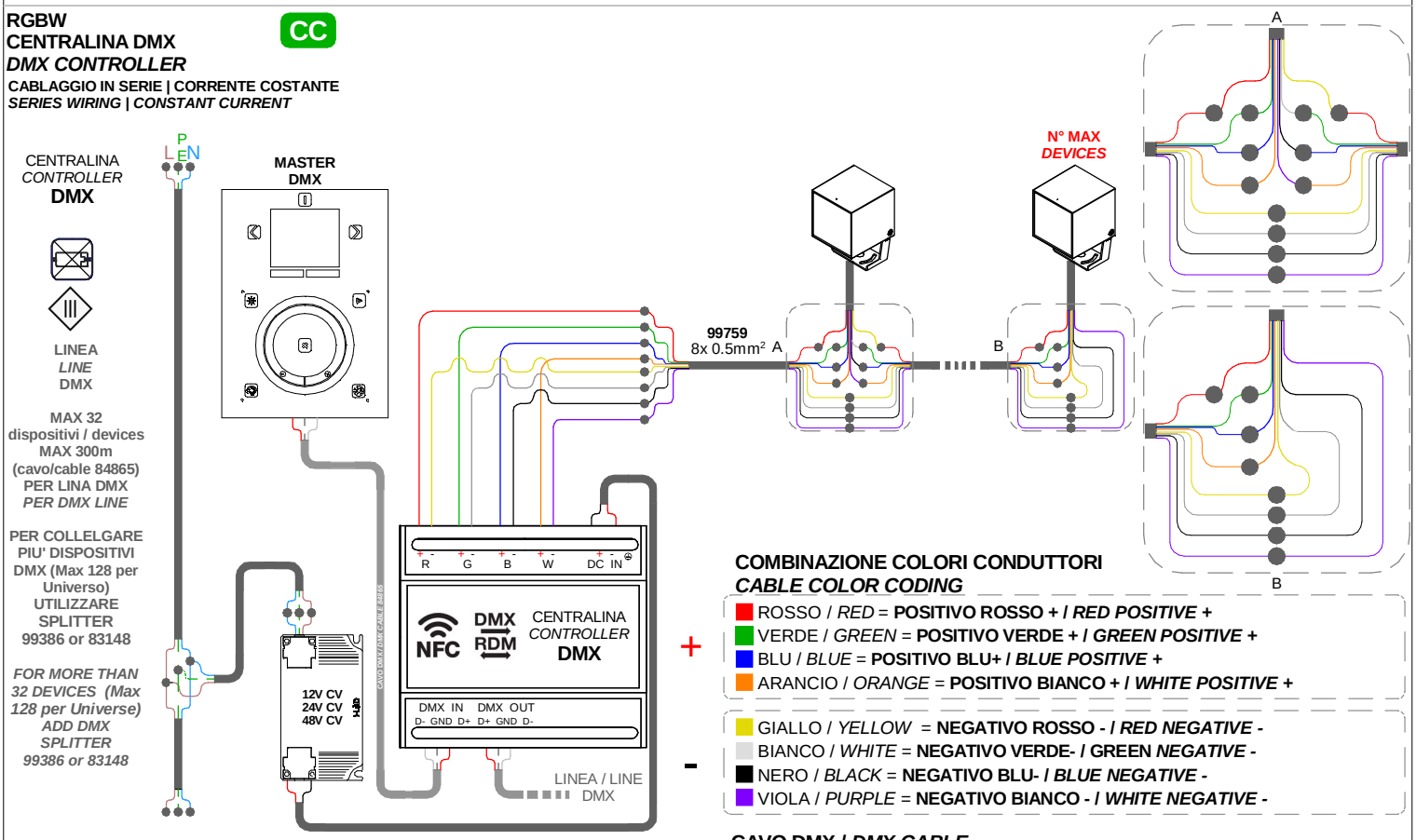

COMBINAZIONE COLORI CONDUTTORI
CABLE COLOR CODING

\+
- ROSSO / *RED* = **POSITIVO ROSSO + / *RED POSITIVE +***
- VERDE / *GREEN* = **POSITIVO VERDE + / *GREEN POSITIVE +***
- BLU / *BLUE* = **POSITIVO BLU+ / *BLUE POSITIVE +***
- ARANCIO / *ORANGE* = **POSITIVO BIANCO + / *WHITE POSITIVE +***

\-
- GIALLO / *YELLOW* = **NEGATIVO ROSSO - / *RED NEGATIVE -***
- BIANCO / *WHITE* = **NEGATIVO VERDE- / *GREEN NEGATIVE -***
- NERO / *BLACK* = **NEGATIVO BLU- / *BLUE NEGATIVE -***
- VIOLA / *PURPLE* = **NEGATIVO BIANCO - / *WHITE NEGATIVE -***

CAVO DMX / *DMX CABLE*

DMX
- ROSSO / RED = **DMX POSITIVO + / DMX POSITIVO +**
- CALZA / SHIELD = **DMX GND**
- BIANCO / WHITE = **DMX NEGATIVO - / DMX NEGATIVE -**

DRIVER TENSIONE COSTANTE
CV | *CONSTANT VOLTAGE*
DRIVER CV [V]

CODICE CODE	TENSIONE *VOLTAGE* [V]	POWER [W]
83010	12V	60
83013		120
99371	24V	50
84700		75
99374		
99331		150
99786		240
99784	48V	150
99785		240

MCB **N° MAX *DEVICES***

N° DI PRODOTTI COLLEGAMENTO IN SERIE
N° OF LIGHT SERIES WIRING

CODICE CODE	DIMMING	CONTROLLER	POWER DC [W]	POWER SUPPLY CV [V] 12V	24V	48V
95068; 95126; 95141; 95330; 77606	SMART RF	C-E700003	4,5	-	4-6	7-14
	DALI DT8	C-E500009	1,5	1-3	1-7	1-15
	DMX	83187	4,5	1-3	2-7	4-15
		C-E500012	4,5	-	3-6	6-12
C00781	SMART RF	C-E700003	8	-	4-6	7-14
	DALI DT8	C-E500010	2	1-3	1-7	1-15
	DMX	83187	8	1-3	2-7	4-15
		C-E500011	8	-	3-6	6-12
C00816	SMART RF	C-E700003	18	1	2	3-4
	DALI DT8	C-E500009	4,5	1	1-2	1-5
	DMX	83187	18	1	1-2	2-5
		C-E500012	18	-	1-2	1-5

SERIES: PERISKOP_Q

BRAND: i-LèD

MARRONE / BROWN = LINEA / *LINE*
AZZURRO / LIGHT BLUE = NEUTRO / *NEUTRAL*
GIALLO-VERDE / YELLOW-GREEN = TERRA / EARTH CPC | PE

DMX | RDM All in One
CABLAGGIO IN & OUT
IN & OUT WIRING

AC

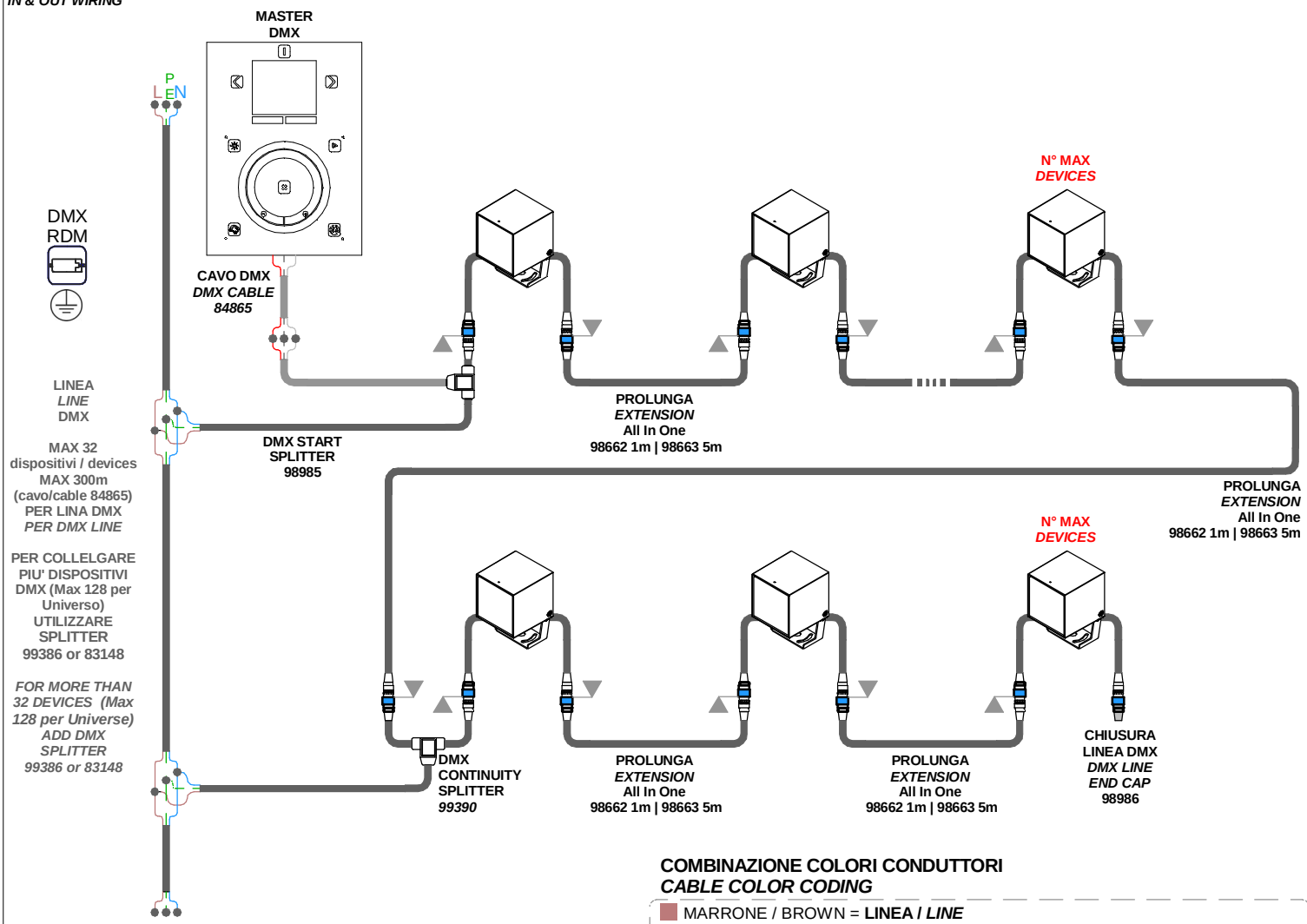

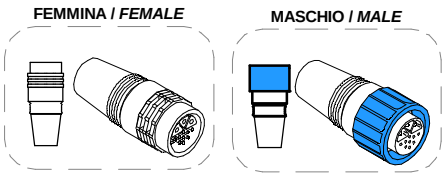

COMBINAZIONE COLORI CONDUTTORI
CABLE COLOR CODING

MARRONE / BROWN = **LINEA / *LINE***
AZZURRO / LIGHT BLUE = **NEUTRO / *NEUTRAL***
GIALLO-VERDE / YELLOW-GREEN = **TERRA / EARTH CPC | PE**

CAVO DMX / *DMX CABLE*

DMX
ROSSO / RED = **DMX POSITIVO + / DMX POSITIVO +**
CALZA / SHIELD = **RIF. DI TERRRA / GROUND REF.**
BIANCO / WHITE = **DMX NEGATIVO - / DMX NEGATIVE -**

MCB **N° MAX** ***DEVICES***

N° DI PRODOTTI PER MAGNETORTERMICO
N° OF LIGHT FITTINGS PER MCB

CODICE *CODE*	DIMMING	B10	B16	B20	C10	C16	C20
81784; 81785; 81786; 81787; 77618	DMX	18	30	37	31	51	62

SERIES: PERISKOP_Q

BRAND: i-LèD

CONNETTORI IP / *IP CONNECTORS*

Junction Box | Gel
2 ways
IP68
Ø4,8- 6mm



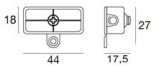

98989 2x0.75mm^2

Junction Box
2 ways
IP68
Ø3-8mm



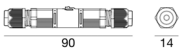

98990 2x0.25mm^2 - 2x1mm^2

Junction Box | Gel
2 ways
IP68
Ø5.5-10mm





98991 3x1.5mm^2

Junction Box
2 ways
IP68
Ø7-13.5mm





84893 2x0.5mm^2 - 2x2.5mm^2

Junction Box | Gel
4 ways
IP68
Ø6.5- 12mm



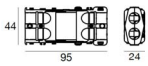

84894 4x1.5mm^2