linea light group	**ISTRUZIONI DI MONTAGGIO** *MOUNTING INSTRUCTIONS*	**REVISIONE N°.** *REVISION N°.*	**DATA**	FGI00884
		Rev. 4	**11/17/2026**	

SERIE | ***SERIES:*** **PERISKOP_RBS**
BRAND: i-LED

***SERGUIRE IL FOGLIO DI ISTRUZIONE**
FOLLOW THE INSTRUCTION MANUAL
FGI00877C

CE IP65

S= STANDARD **SC= STANDARD COMFORT**

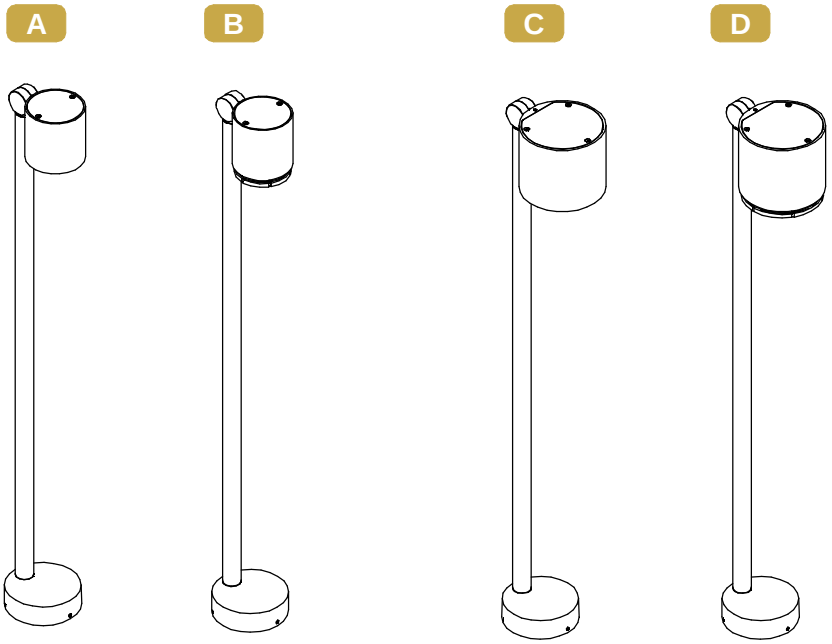

ϕ 80
S

ϕ 80
SC

ϕ 115
S

ϕ 115
SC

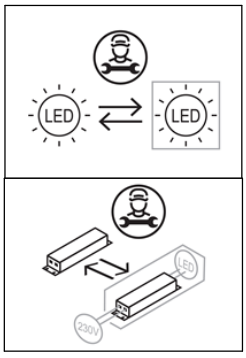

ACCESSORIO NON INCLUSI / ***NOT INCLUDED ACCESSORIES***

VITI E TASSELLI
ANCHORS AND SCREWS

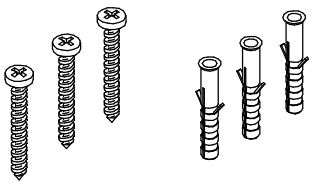

SNOOT 45° ANTI-ABBAGLIAMENTO
ANTI-GLARE SNOOT 45°



C-U300058 / 59 / 60 / 61 / 62 (ϕ80)
C-U300068 / 69 / 70 / 71 / 72 (ϕ115)
FGI00877C

SNOOT ANTI-ABBAGLIAMENTO
ANTI-GLARE SNOOT

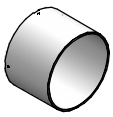

C-U300053 / 54 / 55 / 56 / 57 (ϕ80)
C-U300063 / 64 / 65 / 66 / 67 (ϕ115)
FGI00877C

SERIE | *SERIES:* PERISKOP_RBS

BRAND: i-LED

PUNTI DI FISSAGGIO *FIXING POINTS*

SPECIFICHE PRODOTTI - CODICI | *PRODUCTS SPECIFICATION - CODES*

CODE	ON OFF	DALI 2 PUSH	RGBW	HONEY COMB	S	SC	Dimensions (LxWxH / Ø x H mm)	Electrical Insulation Class	POWER (W)	CLASS I / II INPUT (V)	CLASS I / II FREQUENCY (Hz)	CLASS III VOLTAGE (V)	CLASS III CURRENT (mA)	WEIGHT (Kg)	IP	CRI	IK	Energy class light source Temperature color LED (°K) 2200	2700	3000	4000	No. light source	Conn. Type
C01156	x				x	-	Ø80 x 82,5	1	2,5	220-240	50/60			1,7	65	80	7	G	F	F	E	1	Y
C01656		x							2,5					1,7				G	F	F	E	1	
C01158	x								9					1,7				G	F	F	E	4	
C01657		x							9					1,7				G	F	F	E	4	
C01160	x								11					1,7				F	E	E	E	1	
C01658		x							11					1,7				F	E	E	E	1	
C01162	x			x					11					1,7				F	E	E	E	1	
C01659		x		x					11					1,7				F	E	E	E	1	
C01163			x					3	8	3		630		1,7				N/A				1	
C01191	x						Ø115 x 102	1	7,5	220-240	50/60			2,3		80	9	G	F	F	E	3	
C01192		x							7,5					2,3				G	F	F	E	3	
C01193	x								21					2,3				G	F	F	E	9	
C01194		x							21					2,3				G	F	F	E	9	
C01195	x								20					2,3				E	E	E	E	1	
C01196		x							20					2,3				E	E	E	E	1	
C01197	x			x					20					2,3				E	E	E	E	1	
C01198		x		x					20					2,3				E	E	E	E	1	
C01199			x					3	18	9		500		2,3				N/A				1	
C01430	x				-	x	Ø80 x 95,5	1	2,5	220-240	630			1,7		80	7	G	F	F	E	1	
C01668		x							2,5					1,7				G	F	F	E	1	
C01432	x								9					1,7				G	F	F	E	4	
C01669		x							9					1,7				G	F	F	E	4	
C01434	x								11					1,7				F	E	E	E	1	
C01670		x							11					1,7				F	E	E	E	1	
C01436	x			x					11					1,7				F	E	E	E	1	
C01671		x		x					11					1,7				F	E	E	E	1	
C01437			x					3	8	3		630		1,7				N/A				1	
C01456	x						Ø115 x 112	1	7,5	220-240	50/60			2,3		80	9	G	F	F	E	3	
C01457		x							7,5					2,3				G	F	F	E	3	
C01458	x								21					2,3				G	F	F	E	9	
C01459		x							21					2,3				G	F	F	E	9	
C01460	x								20					2,3				E	E	E	E	1	
C01461		x							20					2,3				E	E	E	E	1	
C01462	x			x					20					2,3				E	E	E	E	1	
C01463		x		x					20					2,3				E	E	E	E	1	
C01464			x					3	18	9		500		2,3				N/A				1	

Ta -20°C ÷ +50°C

***NON FISSARE LA SORGENTE LUMINOSA.**
***DO NOT LOOK AT LIGHT SOURCE.**

DIMENSIONI / *DIMENSIONS*

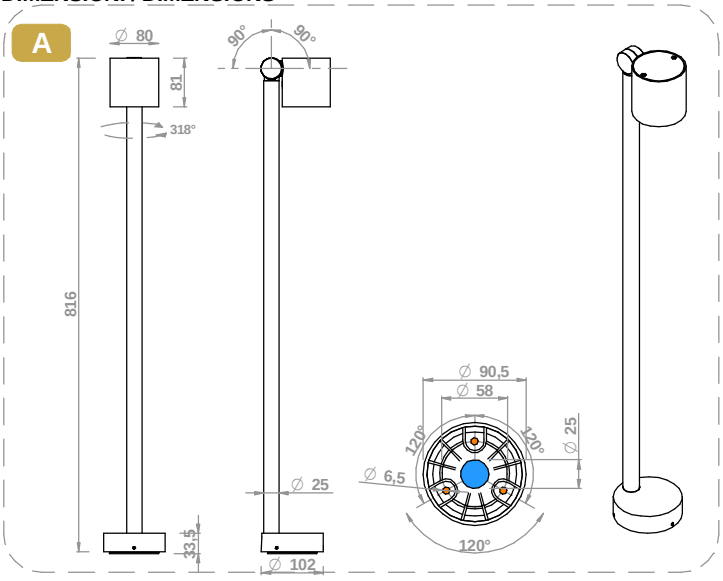

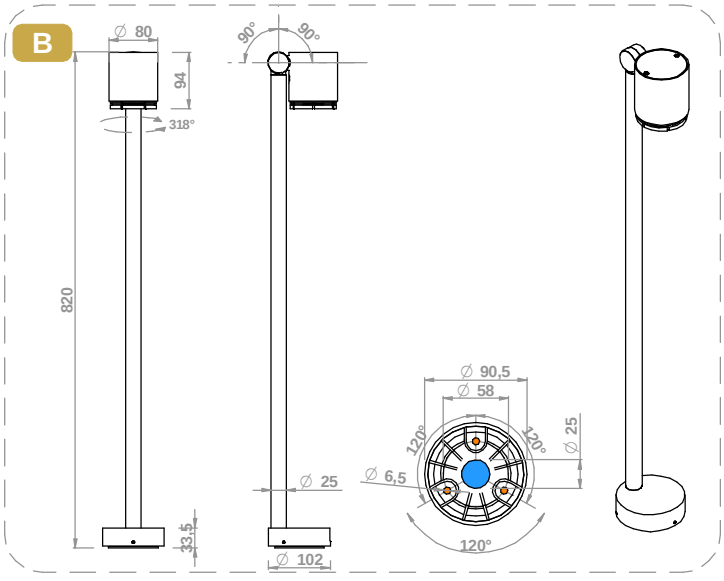

SERIE | *SERIES:* PERISKOP_RBS
BRAND: i-LèD

CONNESSIONE IP *IP CONNECTION*
PUNTI DI FISSAGGIO *FIXING POINTS*

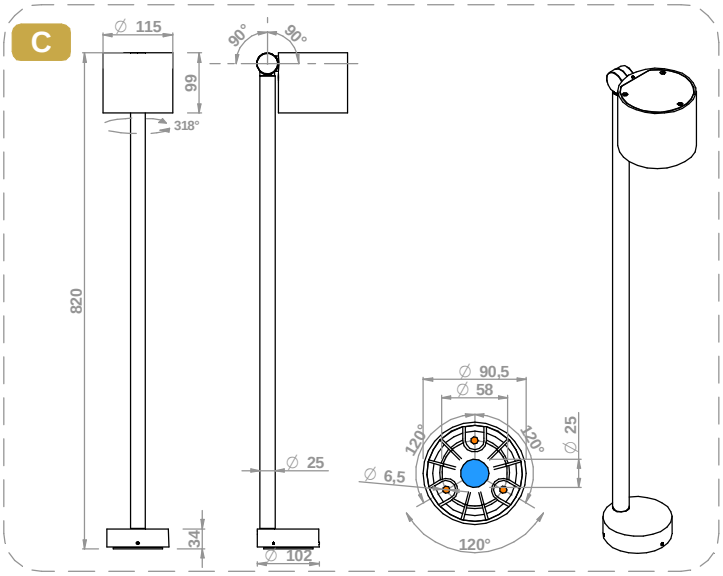

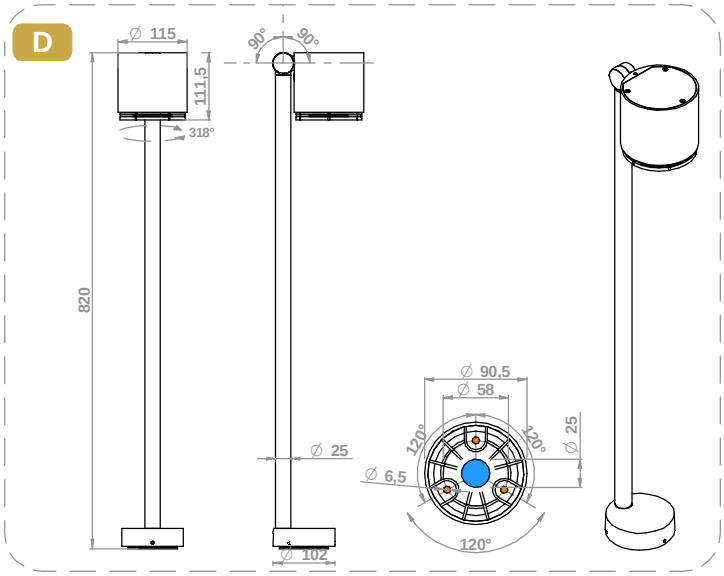

INSTALLAZIONE / *INSTALLATION*

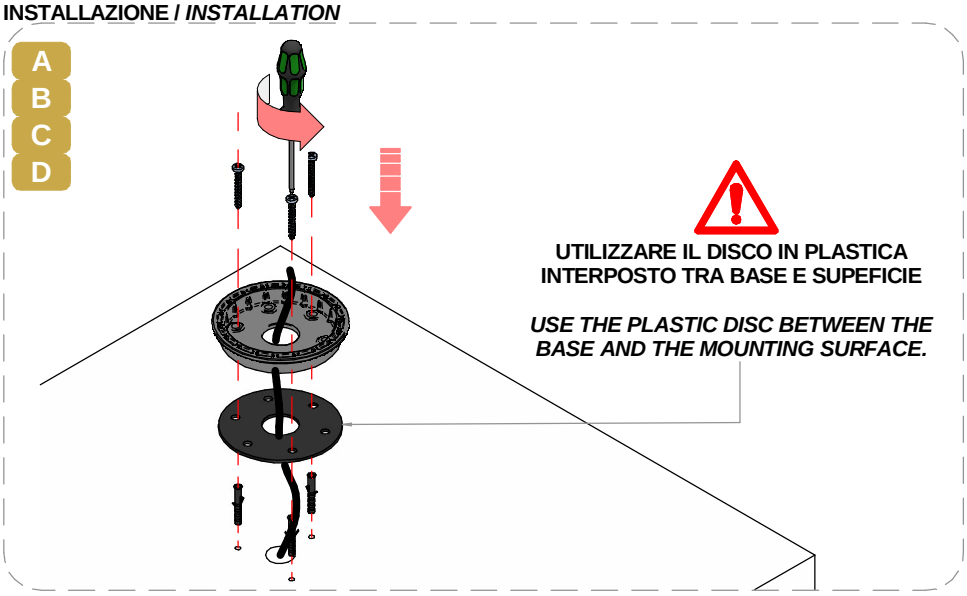

UTILIZZARE IL DISCO IN PLASTICA INTERPOSTO TRA BASE E SUPEFICIE

USE THE PLASTIC DISC BETWEEN THE BASE AND THE MOUNTING SURFACE.

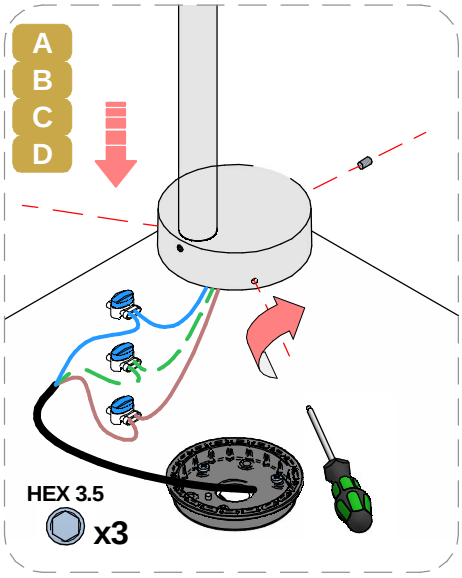

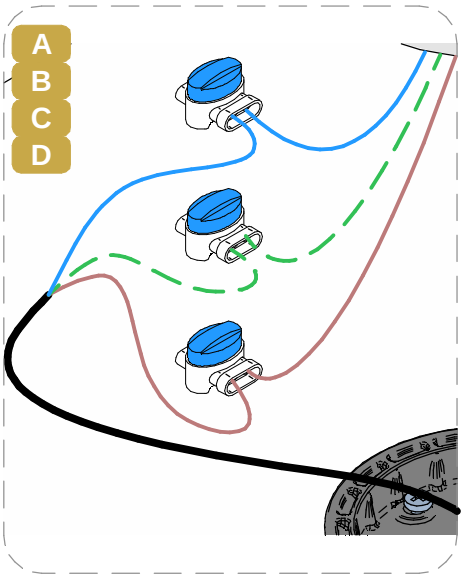

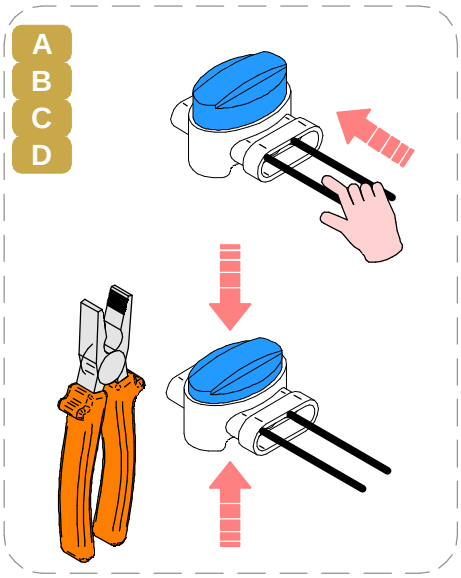

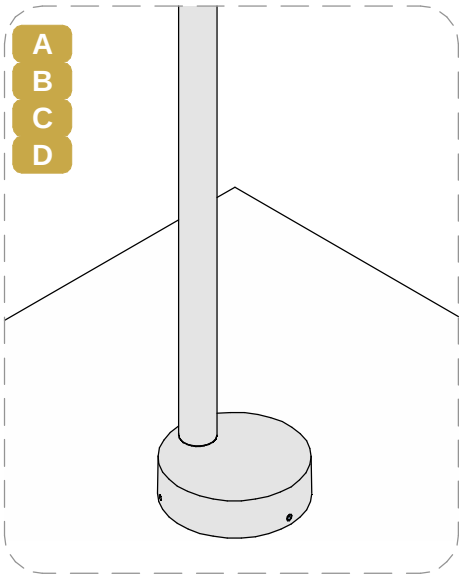

SERIE | *SERIES:* PERISKOP_RBS

BRAND: i-LèD

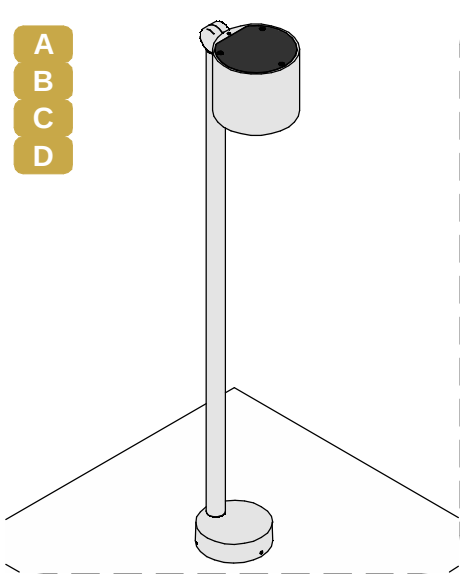

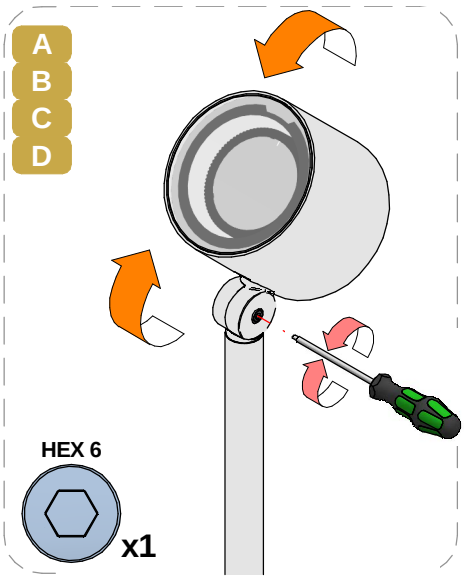

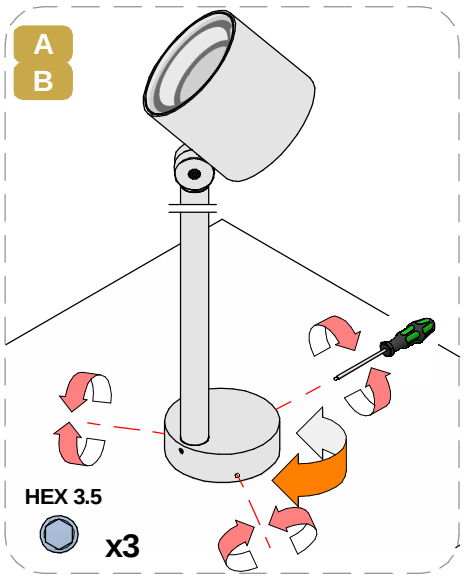

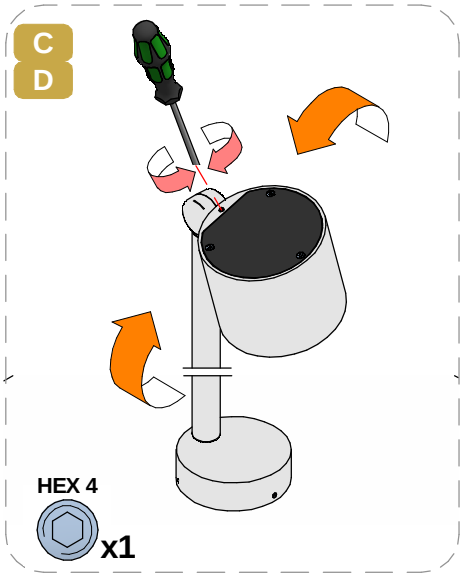

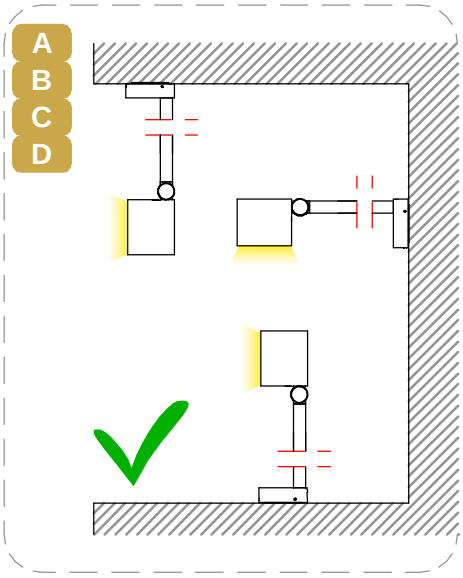

SERIE | *SERIES:* PERISKOP_RBS

BRAND: i-LèD

MARRONE / BROWN = LINEA / *LINE*
AZZURRO / LIGHT BLUE = NEUTRO / *NEUTRAL*
GIALLO-VERDE / YELLOW-GREEN = TERRA / EARTH CPC | PE

CABLAGGIO / *WIRING*

1

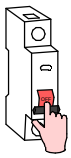

TUTTE LE OPERAZIONI DI COLLEGAMENTO ALLA RETE ELETTRICA DEVONO ESSERE CONDOTTE IN MANCANZA DI TENSIONE

ALL THE WIRING OPERATION MUST BE PERFORMED WITH MCB IN OFF POSITION

2



SE IL PRODOTTO E' DEFINITO IN CLASSE 1, IL CONDUTTORE DI MESSA A TERRA DI PROTEZIONE DEVE ESSERE SEMPRE COLLEGATO

IF THE FITTING IS CLASS 1 RATED, THE CPC | EARTH | PE CONDUCTOR MUST BE CONNECTED

3

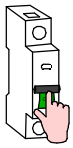

SE L'IMPIANTO E' STATO COMPLETATO ED E' IN SICUREZZA, PUO' ESSERE ALIMENTATO

WHEN THE CIRCUIT IS COMPLETED AND SAFE, MCB CAN BE SET IN ON POSITION



SE IL PRODOTTO E' DEFINITO IN CLASSE 3, IL CIRCUITO SECONDARIO A BASSA TENSIONE DEVE ESSERE COLLEGATO ALL'ALIMENTATORE PRIMA CHE QUESTO SIA SOTTO TENSIONE

IF THE FITTING IS CLASS 3 RATED, THE LOW VOLTAGE CIRCUIT MUST BE WIRED BEFORE THE POWER SUPPLY IS POWERED ON

SE IL CARICO VENISSE COLLEGATO AD ALIMENTATORE SOTTO TENSIONE, I PRODOTTI POTREBBERO DANNEGGIARSI, SUBENDO UN DANNO DA SOVRATENSIONE

IF THE LOAD IS WIRED TO AN ALREADY ON POWER SUPPLY, THE FITTINGS COULD BE DAMAGED BY VOLTAGE SURGE

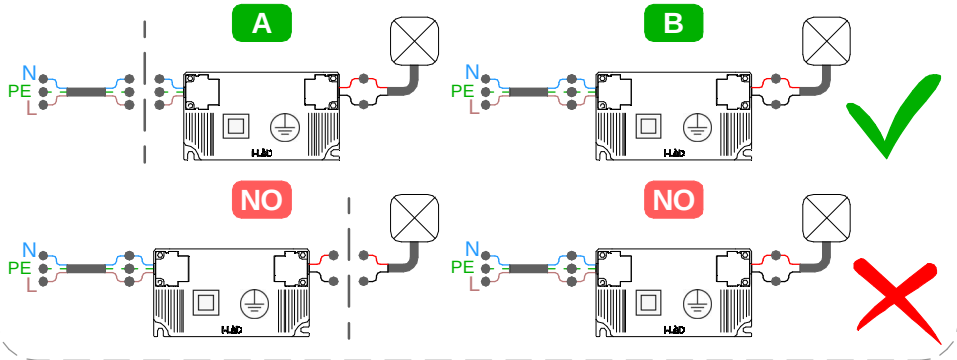



Per ridurre il rischio di strangolamento, il cavo flessibile collegato all'aparecchio deve essere efficacemente fissato alla parete, se si trova all'interno del volume di accessibilità.
To reduce the risk of strangulation, the flexible cable connected to the device must be securely fixed to the wall if it is located within the accessible area.

ASSICURARSI CHE LA CONTROCASSA OD IL PRODOTTO SIANO POSIZIONATI SU UNA SUPEFICE PIANA

MAKE SURE THE OUTER CASING OR THE LIGHT FITTING ARE PLACED ON A FLAT SURFACE

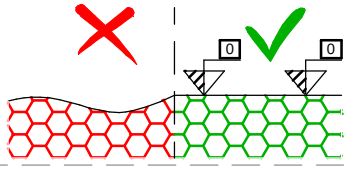

CC

CORRENTE COSTANTE
MAX. DISTANZA TRA DRIVER ED ULTIMO PRODOTTO | SEZIONE CAVO
CONSTANT CURREMT DRIVER TO LAST LIGHT FITTING MAX DISTANCE | WIRE SECTION

SEZIONE *SECTION* [mm2]	0,5	1	1,5	2,5
LUNGHEZZA *LENGHT* [m]	20	40	60	100

* Distanza massima dal driver all'ultimo articolo della linea a massimo carico. Per lunghezze massime dei cavi effettive,fare riferimento a support@linealight.com

** Maximum distance between LED driver and last device at full load. For effective maximum cable lengths,please refer to*



SI PREGA SEGUIRE LE BUONE PRATICHE DI DIMENSIONAMENTO E SEZIONAMENTO DELL'IMPIANTO ELETTRICO, TENENDO PRESENTE: LE CARATTERISTICHE DELL' INTERRUTTORE DIFFERENZIALE ED IL NUMERO DI ARTICOLI COLLEGATI ALLA LINEA ELETTRICA; QUESTO PER AGEVOLARE L'IDENFICAZIONE DI EVENTUALI ANOMALIE SULLA LINEA ELETTRICA

PLEASE FOLLOW THE BEST PRACTICES IN ELECTRICAL SYSTEM DESIGN, PAING ATTENTION TO THE RCCB SWITCH CHARACTERISTICSAND THE NUMBER OF FITTINGS CONNECTED TO THE ELETRICAL LINE; THIS HELPS TO INDETIFY POSSIBLE ANOMALIES ON THE ELETRICAL LINE

TIPO DI CONNESSIONE
TYPE OF CONNECTION

X: Se il cavo flessibile esterno di questo apparecchio è danneggiato, deve essere sostituito da un cavo speciale, disponibile esclusivamente presso il fabbricante, o il suo servizio di assistenza.
X: If the external flexible cable of this appliance is dameged, it must be replaced with a special cable, which is only avaible from the manufacturer or its service department.

Y: Se il cavo flessibile esterno di questo apparecchio è danneggiato, deve essere sostituito esclusivamente dal fabbricante, dal suo servizio di assistenza o da personale qualificato equivalente, al fine di evitare pericoli.
Y: If the external flexible cable of this appliance is dameged, it must only be replaced by the manufacturer, its service department or equivalent qualified personell in order to avoid danger.

Z: Il cavo flessibile esterno di questo apparecchio non può essere sostituito; se il cavo è danneggiato l'apparecchio deve essere distrutto.
Z: The external flexible cable fo this appliance cannot be replaced; if the cable is dameged, the appliance must be destroyed.

SERIE | *SERIES:* PERISKOP_RBS
BRAND: i-LèD

MARRONE / BROWN = LINEA / *LINE*
AZZURRO / LIGHT BLUE = NEUTRO / *NEUTRAL*
GIALLO-VERDE / YELLOW-GREEN = TERRA / EARTH CPC | PE

ELETTRONICA / *ELECTRIONICS*

DALI Power Supply



99309
99310
C-E300002

Scene COM EVO



83146

Optidimm RGBW | DW

C-E500004
C-E500005
C-E500006
C-E500007
C-E500008
C-E500009
C-E500010



DALI 2 | DT8

OPTI Touch 4"



C-E700019 + 83009 (driver)

OPTI Touch 7"



C-E700020 + 83009 (driver)

DALI XC



99311

STICK DE3



99234/99235 + 99184 (driver)
98140 (controcassa/casing)

STICK GU1



99045/99046 + 99184 (driver)
98140 (controcassa/casing)

SLESA U11



83243 + 83244 (driver)
84869 (connettore/*connector* XLR 3 pin)

DINA DR2



C-E700046

REAL-T PRO



C-E500024

Lumiquad PRO



83187

CAVO DMX / *DMX CABLE*



84865

SMART PRO



C-E700003
C-W600001 (telecomando, remote)

SERIE | *SERIES:* PERISKOP_RBS

BRAND: i-LED

MARRONE / BROWN = LINEA / *LINE*
AZZURRO / LIGHT BLUE = NEUTRO / *NEUTRAL*
GIALLO-VERDE / YELLOW-GREEN = TERRA / EARTH CPC | PE

MCB **N° MAX** ***DEVICES***

N° DI PRODOTTI PER MAGNETORTERMICO

N° OF LIGHT FITTINGS PER MCB

CODICE *CODE*	B10	B16	B20	C10	C16	C20
C01156	18	30	37	31	50	62
C01656	30	48	60	77	123	154
C01158	9	16	20	16	27	33
C01657	30	48	60	77	123	154
C01160	17	28	36	29	48	60
C01658	30	48	60	77	123	154
C01162	17	28	36	29	48	60
C01659	30	48	60	77	123	154
C01191	9	16	20	16	27	33
C01192	46	74	93	74	119	149
C01193	23	37	47	39	63	78
C01194	44	71	89	71	114	142
C01195	8	14	18	14	24	30
C01196	44	71	89	71	114	142
C01197	8	14	18	14	24	30
C01198	44	71	89	71	114	142
C01430	18	30	37	31	50	62
C01668	30	48	60	77	123	154
C01432	9	16	20	16	27	33
C01669	30	48	60	77	123	154
C01434	17	28	36	29	48	60
C01670	30	48	60	77	123	154
C01436	17	28	36	29	48	60
C01671	30	48	60	77	123	154
C01456	9	16	20	16	27	33
C01457	46	74	93	74	119	149
C01458	23	37	47	39	63	78
C01459	44	71	89	71	114	142
C01460	8	14	18	14	24	30
C01461	44	71	89	71	114	142
C01462	8	14	18	14	24	30
C01463	44	71	89	71	114	142

CONNETTORI IP / *IP CONNECTORS*

Junction Box | Gel
2 ways
IP68
Ø4,8- 6mm



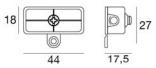

98989 2x0.75mm^2

Junction Box
2 ways
IP68
Ø7-13.5mm



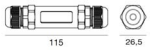

84893 2x0.5mm^2 - 2x2.5mm^2

Junction Box
2 ways
IP68
Ø3-8mm



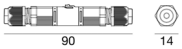

98990 2x0.25mm^2 - 2x1mm^2

Junction Box | Gel
4 ways
IP68
Ø6.5- 12mm



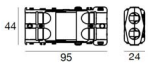

84894 4x1.5mm^2

Junction Box | Gel
2 ways
IP68
Ø5.5-10mm





98991 3x1.5mm^2

SERIE | *SERIES:* PERISKOP_RBS

BRAND: i-LèD

MARRONE / BROWN = LINEA / *LINE*
AZZURRO / LIGHT BLUE = NEUTRO / *NEUTRAL*
GIALLO-VERDE / YELLOW-GREEN = TERRA / EARTH CPC | PE

CABLAGGIO IN PARALLELO | *PARALLEL WIRING*
TENSIONE DI RETE | *MAINS VOLTAGE*

AC

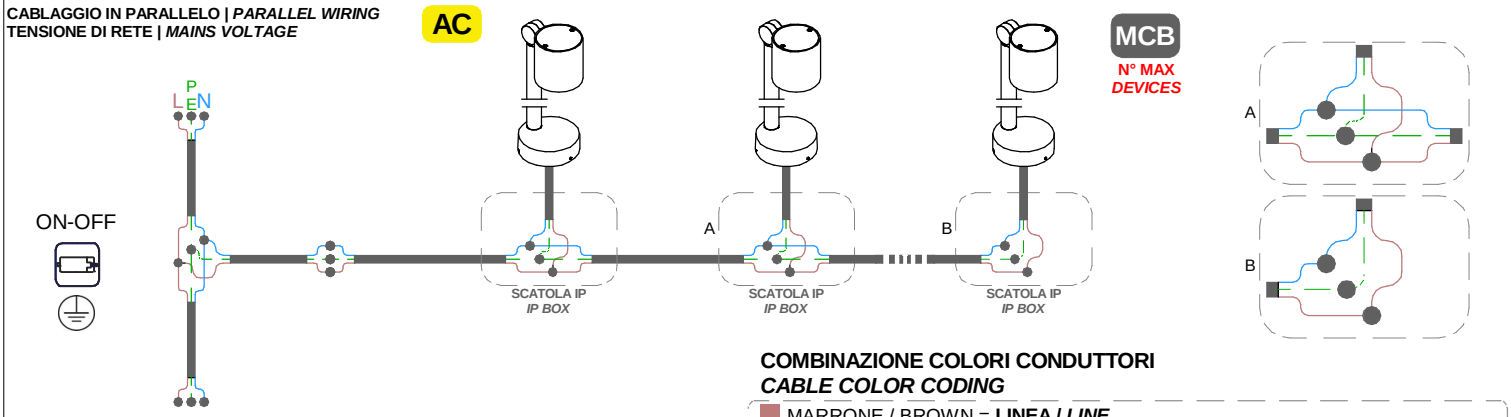

COMBINAZIONE COLORI CONDUTTORI
CABLE COLOR CODING

MARRONE / BROWN = **LINEA / *LINE***
AZZURRO / LIGHT BLUE = **NEUTRO / *NEUTRAL***
GIALLO-VERDE / YELLOW-GREEN = **TERRA / EARTH CPC | PE**

CABLAGGIO IN PARALLELO | *PARALLEL WIRING*
TENSIONE DI RETE | *MAINS VOLTAGE*

AC

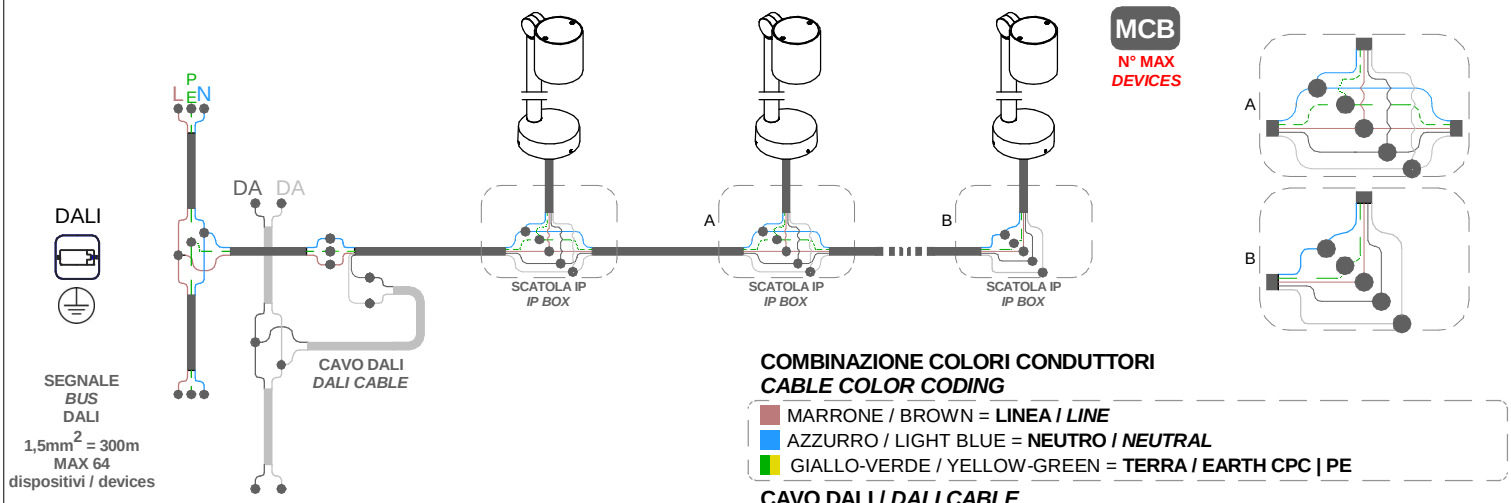

COMBINAZIONE COLORI CONDUTTORI
CABLE COLOR CODING

MARRONE / BROWN = **LINEA / *LINE***
AZZURRO / LIGHT BLUE = **NEUTRO / *NEUTRAL***
GIALLO-VERDE / YELLOW-GREEN = **TERRA / EARTH CPC | PE**

CAVO DALI / *DALI CABLE*

DALI
GRIGIO/ *GREY* = **DALI 1**
GRIGIO CHIARO / *LIGHT GREY* = **DALI 2**

CABLAGGIO IN PARALLELO | *PARALLEL WIRING*
TENSIONE DI RETE | *MAINS VOLTAGE*

AC

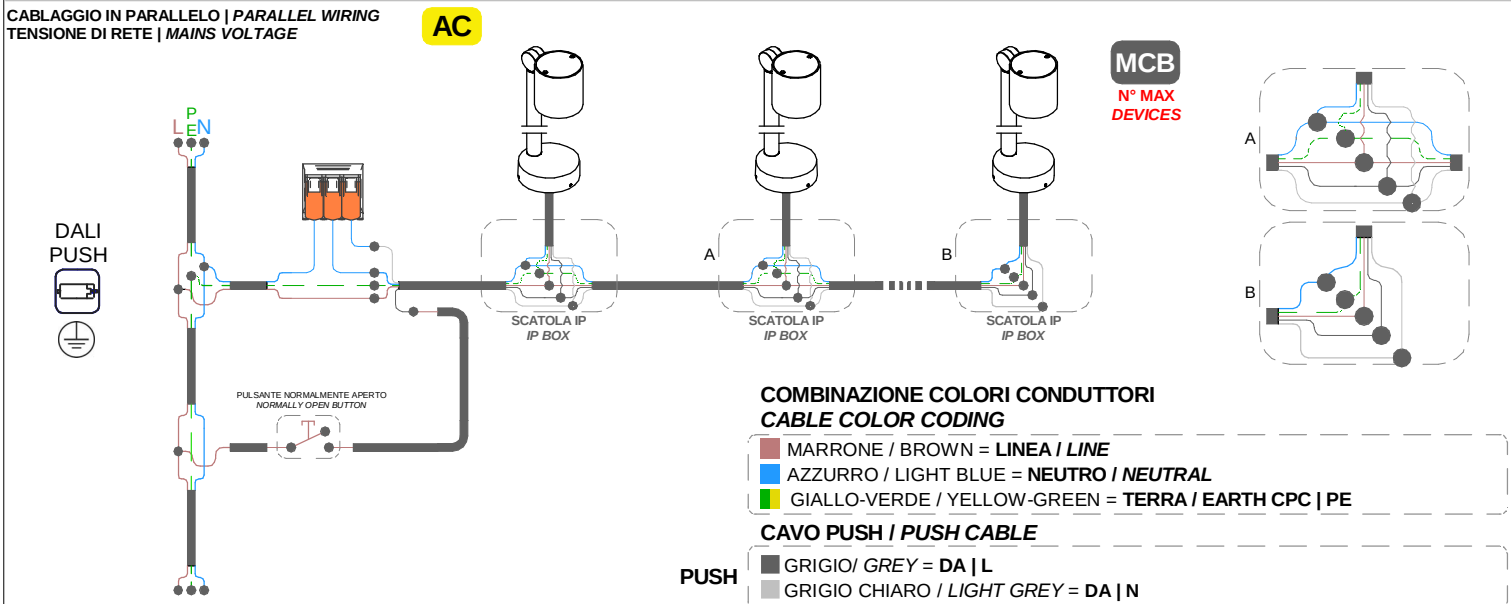

COMBINAZIONE COLORI CONDUTTORI
CABLE COLOR CODING

MARRONE / BROWN = **LINEA / *LINE***
AZZURRO / LIGHT BLUE = **NEUTRO / *NEUTRAL***
GIALLO-VERDE / YELLOW-GREEN = **TERRA / EARTH CPC | PE**

CAVO PUSH / *PUSH CABLE*

PUSH
GRIGIO/ *GREY* = **DA | L**
GRIGIO CHIARO / *LIGHT GREY* = **DA | N**

SERIE | *SERIES:* PERISKOP_RBS

BRAND: i-LED

MARRONE / BROWN = LINEA / *LINE*
AZZURRO / LIGHT BLUE = NEUTRO / *NEUTRAL*
GIALLO-VERDE / YELLOW-GREEN = TERRA / EARTH CPC | PE

RGBW CENTRALINA SMART *SMART CONTROLLER*

CABLAGGIO IN SERIE CORRENTE COSTANTE *SERIES WIRING CONSTANT CURRENT*

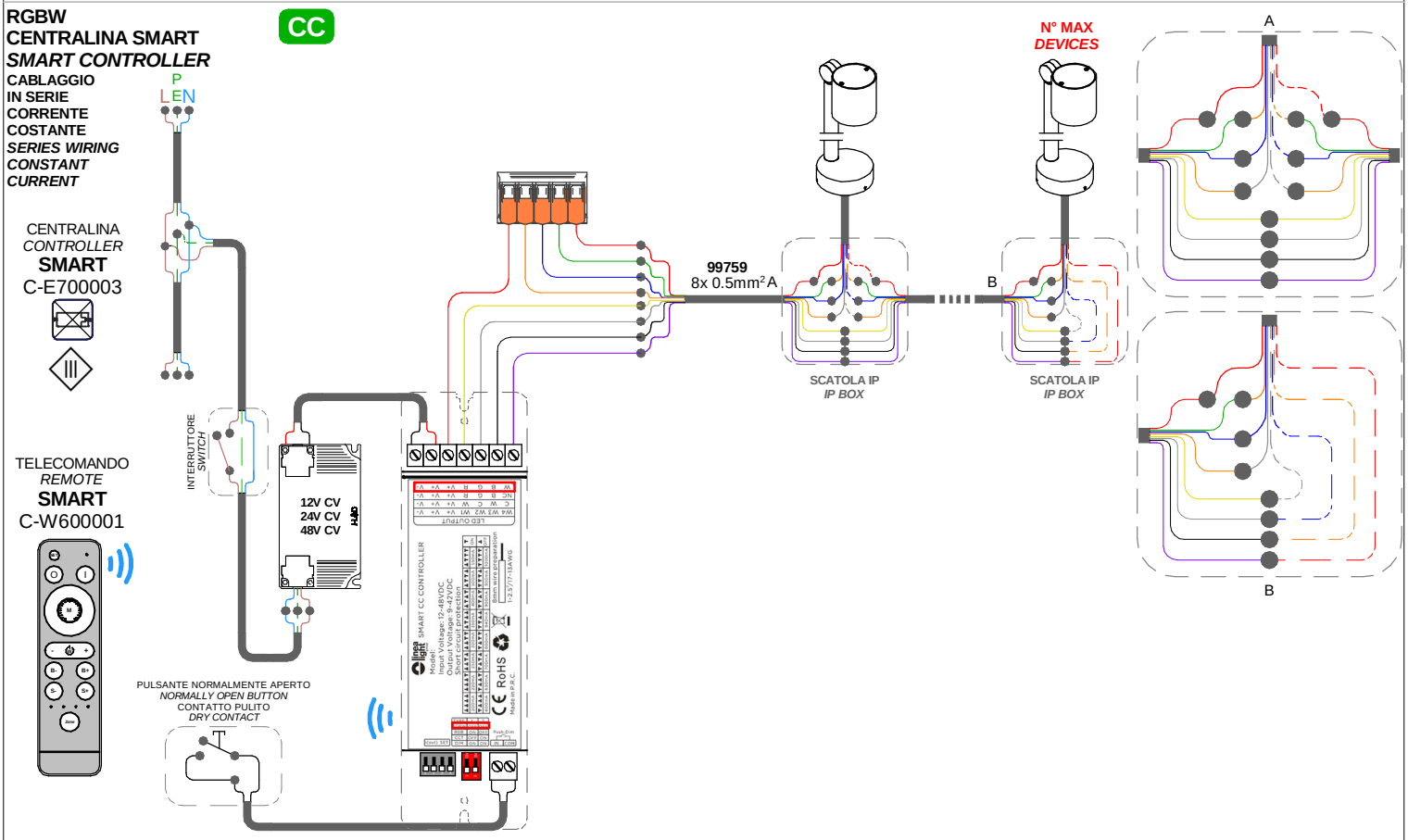

RGBW CENTRALINA DALI 2 DT8 *DALI 2 DT8 CONTROLLER*

CABLAGGIO IN SERIE | CORRENTE COSTANTE *SERIES WIRING | CONSTANT CURRENT*

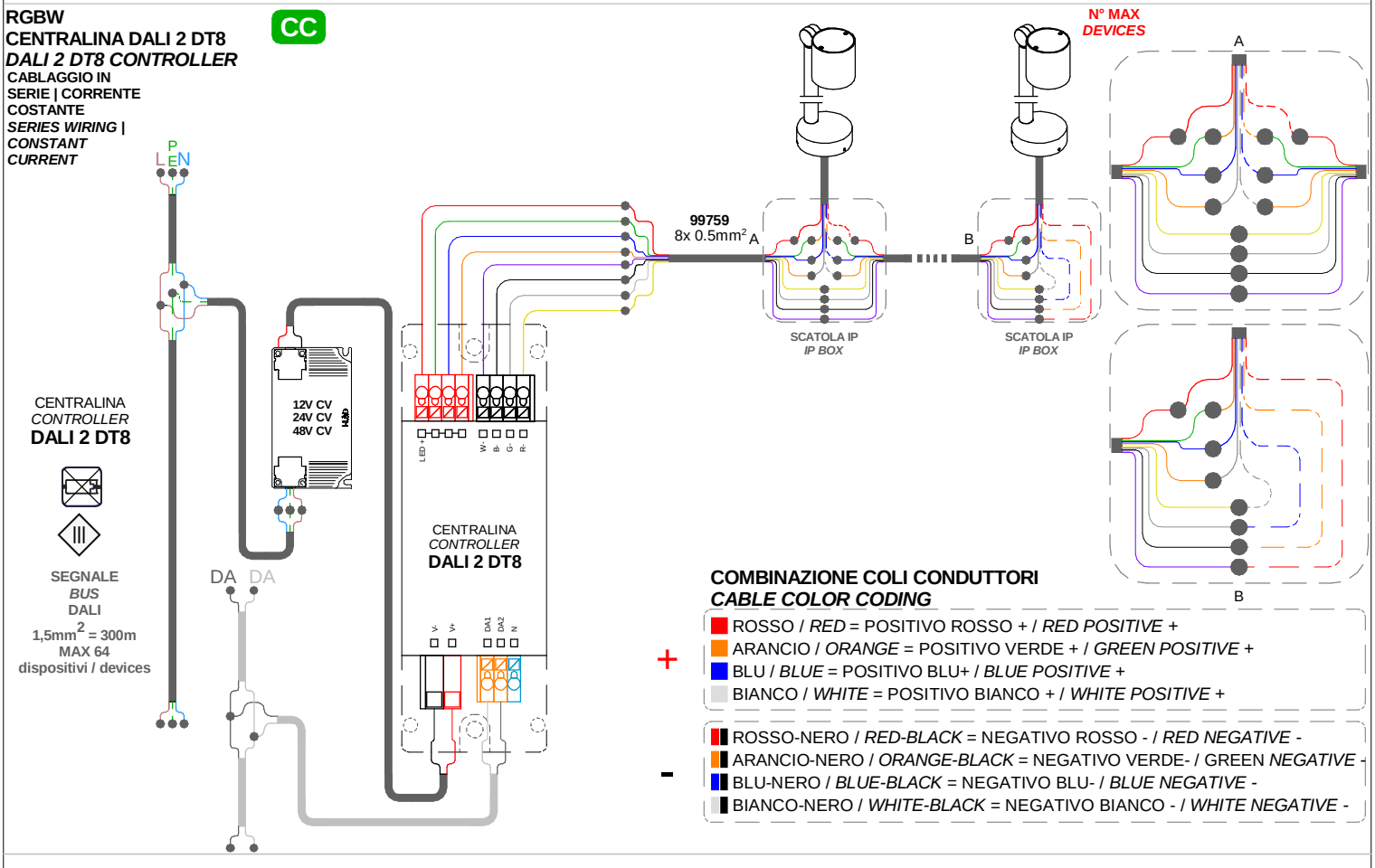

COMBINAZIONE COLI CONDUTTORI
CABLE COLOR CODING

\+
- ROSSO / *RED* = POSITIVO ROSSO + / *RED POSITIVE* +
- ARANCIO / *ORANGE* = POSITIVO VERDE + / *GREEN POSITIVE* +
- BLU / *BLUE* = POSITIVO BLU+ / *BLUE POSITIVE* +
- BIANCO / *WHITE* = POSITIVO BIANCO + / *WHITE POSITIVE* +

\-
- ROSSO-NERO / *RED-BLACK* = NEGATIVO ROSSO - / *RED NEGATIVE* -
- ARANCIO-NERO / *ORANGE-BLACK* = NEGATIVO VERDE- / GREEN *NEGATIVE* -
- BLU-NERO / *BLUE-BLACK* = NEGATIVO BLU- / *BLUE NEGATIVE* -
- BIANCO-NERO / *WHITE-BLACK* = NEGATIVO BIANCO - / *WHITE NEGATIVE* -

SERIE | *SERIES:* PERISKOP_RBS

BRAND: i-LèD

MARRONE / BROWN = LINEA / *LINE*
AZZURRO / LIGHT BLUE = NEUTRO / *NEUTRAL*
GIALLO-VERDE / YELLOW-GREEN = TERRA / EARTH CPC | PE

RGBW
CENTRALINA DMX
DMX CONTROLLER

CC

CABLAGGIO IN SERIE | CORRENTE COSTANTE
SERIES WIRING | CONSTANT CURRENT

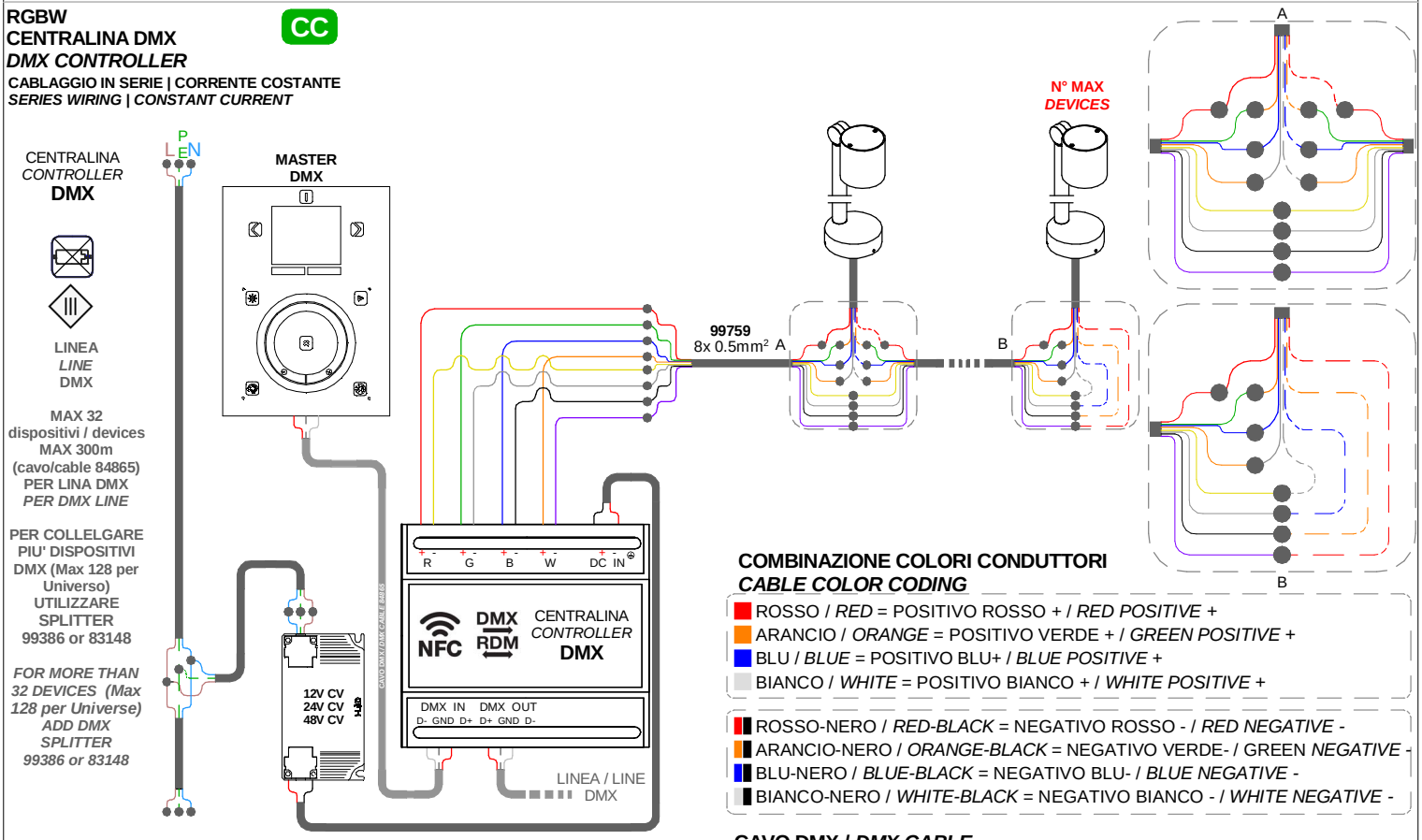

COMBINAZIONE COLORI CONDUTTORI
CABLE COLOR CODING

- ROSSO / *RED* = POSITIVO ROSSO + / *RED POSITIVE* +
- ARANCIO / *ORANGE* = POSITIVO VERDE + / *GREEN POSITIVE* +
- BLU / *BLUE* = POSITIVO BLU+ / *BLUE POSITIVE* +
- BIANCO / *WHITE* = POSITIVO BIANCO + / *WHITE POSITIVE* +

- ROSSO-NERO / *RED-BLACK* = NEGATIVO ROSSO - / *RED NEGATIVE* -
- ARANCIO-NERO / *ORANGE-BLACK* = NEGATIVO VERDE- / GREEN *NEGATIVE* -
- BLU-NERO / *BLUE-BLACK* = NEGATIVO BLU- / *BLUE NEGATIVE* -
- BIANCO-NERO / *WHITE-BLACK* = NEGATIVO BIANCO - / *WHITE NEGATIVE* -

CAVO DMX / *DMX CABLE*

DMX
- ROSSO / RED = **DMX POSITIVO + / DMX POSITIVO +**
- CALZA / SHIELD = **DMX GND**
- BIANCO / WHITE = **DMX NEGATIVO - / DMX NEGATIVE -**

DRIVER TENSIONE COSTANTE CV | *CONSTANT VOLTAGE DRIVER CV [V]*

CODICE CODE	TENSIONE *VOLTAGE* [V]	POWER [W]
83010	12V	60
83013		120
99371	24V	50
84700		75
99374		
99331		150
99786		240
99784	48V	150
99785		240

N° MAX *DEVICES* **N° DI PRODOTTI COLLEGAMENTO IN SERIE | *N° OF LIGHT SERIES WIRING***

CODICE CODE	DIMMING	CONTROLLER	POWER DC [W]	POWER SUPPLY CV [V] 12V	24V	48V
C01163; C01437;	SMART RF	C-E700003	8	3	4-6	7-14
	DALI DT8	C-E500010	2	1-3	1-7	1-15
	DMX	83187	8	1-3	2-7	4-15
		C-E500024	8	-	2-6	3-12
C01199; C01464	SMART RF	C-E700003	18	1	2	3-4
	DALI DT8	C-E500009	4,5	1	1-2	1-5
	DMX	83187	18	1	1-2	2-5
		C-E500024	18	-	1-2	1-5