**SERIE / *SERIES*: ORMA Q/QF/QC/QJ/QFJ/QCJ/QL/QFL**

**BRAND: i-LèD**

CE IP 67

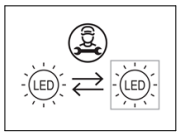


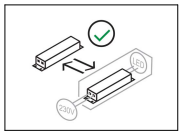

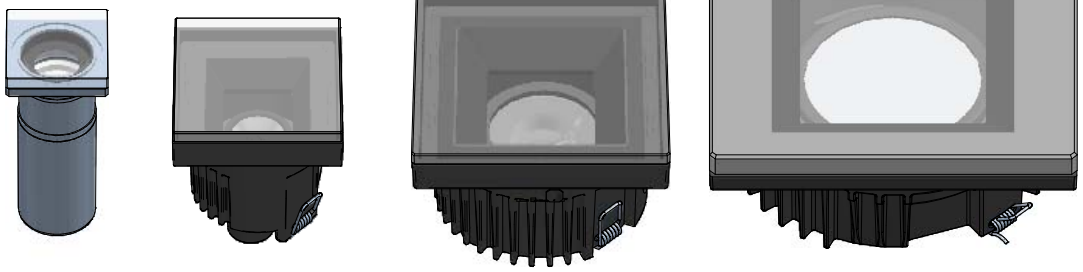

**ORMA Q MINI** | **ORMA Q SMALL** | **ORMA Q MEDIUM** | **ORMA Q BIG**

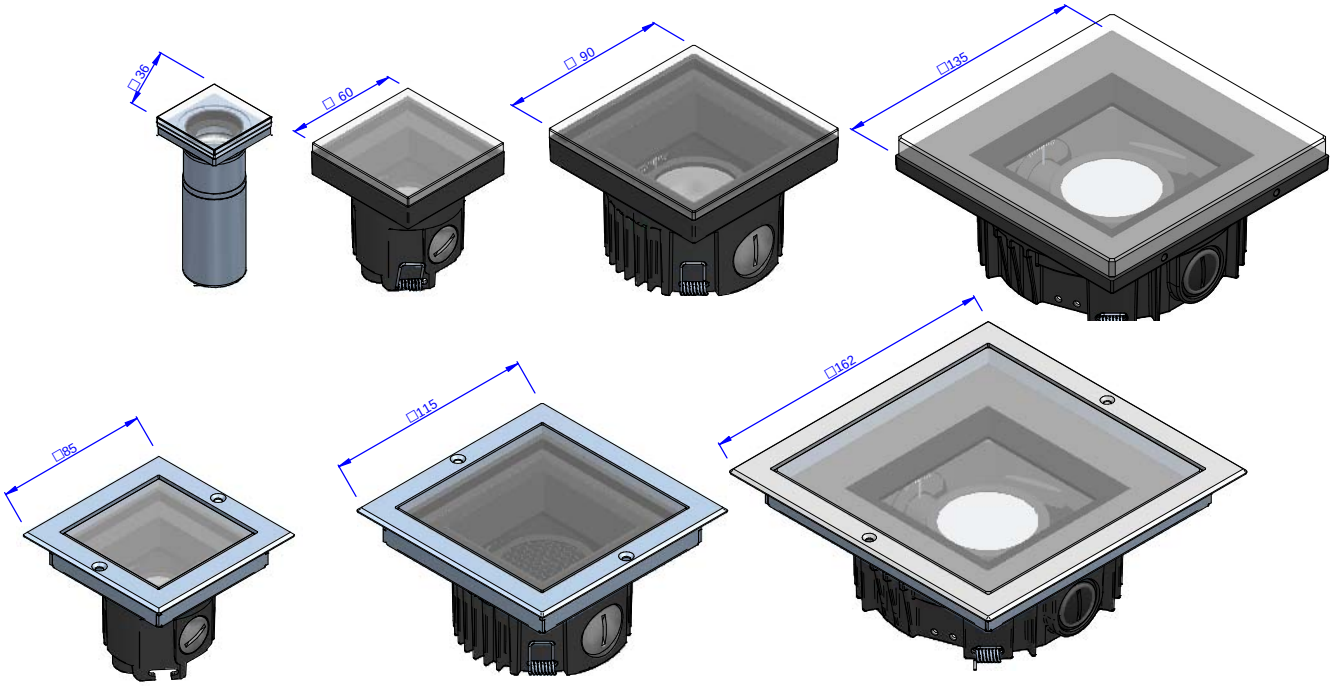


**ACCESSORI NON INCLUSI**
***ACCESSORIES NOT INCLUDED***

***ORMA Q MINI QF, QFL***



**C-C100001 CONTROCASSA**
***C-C100001 OUTERCASE***

***ORMA Q SMALL Q, QF, QJ, QFJ, QL, QFL***



**B. C-C100002 CONTROCASSA (QF, QFJ, QFL)**
***B. C-C100002 OUTERCASE (QF, QFJ, QFL)***

**C. 83411 CONTROCASSA (Q QJ, QL)**
***C. 83411 OUTERCASE (Q, QJ, QL)***



***ORMA Q MEDIUM Q, QF, QJ, QFJ, QL, QFL***

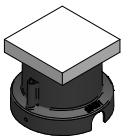

**D. C-C100003 CONTROCASSA (QF, QFJ, QFL)**
***D. C-C100003 OUTERCASE (QF, QFJ, QFL)***

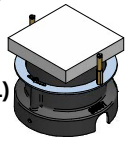

**E. 83410 CONTROCASSA (Q QJ, QL)**
***E. 83410 OUTERCASE (Q, QJ, QL)***

***ORMA Q BIG Q, QF, QL, QFL QJ, QFJ***

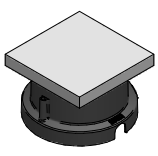

**E. C-C100026 CONTROCASSA (QF, QFJ, QFL)**
***E. C-C100026 OUTERCASE (QF, QFJ, QFL)***

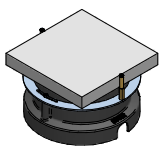

**E. C-C100027 CONTROCASSA (Q, QJ, QL)**
***E. C-C100027 OUTERCASE (Q, QJ, QL)***

**SERIE / *SERIES*: ORMA Q/QF/QC/QJ/QFJ/QCJ/QL/QFL**

**BRAND: i-LèD**

**DIMENSIONI / *DIMENSIONS***

**ELENCO ARTICOLI / *LIST OF FIXTURES***

| ART. | CODE | POWER | INPUT AC [V] | INPUT DC [V] | CURRENT [mA] | OPTIC | WEIGHT [Kg] |
|---|---|---|---|---|---|---|---|
| ORMA Q MINI | 77276 | 1W | | 3 | 350 | FIX - OPTIC | 0,25 |
| | 77277 | | | 24 CV | | | |
| | 77278 | | 220-240 | | | | |
| | 77279 | 2W | | 3 | 600 | FIX DIFF. | |
| | 77280 | | | 24 CV | | | |
| | 77281 | | 220-240 | | | | |
| ORMA Q SMALL | 77283 | 1,5W | | 3 | 500 | FIX-DIFF | 0,3 |
| | 77285 | 4W | | 12 | 350 | FIX - OPTIC | |
| | 77287 | | | | | | |
| | C00764 | | | | | | |
| | 77289 | 1,5W | | 24 CV | | FIX-DIFF | |
| | 77291 | 4W | | | | FIX - OPTIC | |
| | 77293 | | | | | | |
| | C00765 | | | | | | |
| | 77295 | | | 12 | 350 | ADJUSTABLE | |
| | 77297 | | | | | | |
| | 77299 | | | 24 CV | | | |
| | 77301 | | | | | | |
| | 77282 | 1,5W | | 3 | 500 | DIFF | 0,55 |
| | 77284 | 4W | | 12 | 350 | FIX - OPTIC | |
| | 77286 | | | | | | |
| | C00762 | | | | | | |
| | 77288 | 3W | | 24 CV | | DIFF | |
| | 77290 | 4W | | | | FIX - OPTIC | |
| | 77292 | | | | | | |
| | 77294 | | | 12 | 350 | ADJUSTABLE | |
| | 77296 | | | | | | |
| | C00763 | | | 24 CV | | | |
| | 77298 | | | | | | |
| | 77300 | | | | | | |
| ORMA SMALL DOWNLIGHT | C00351 | 4W | | 12 | 350 | FIX - OPTIC | 0,55 |
| | C00352 | | | | | | |
| | C00354 | 5W | | 24 CV | | | |
| | C00355 | | | | | | |
| | C00357 | 4W | | 12 | 350 | ADJUSTABLE | |
| | C00358 | | | | | | |
| | C00359 | 5W | | 24 CV | | | |
| | C00360 | | | | | | |
| ORMA Q MEDIUM | 77303 | 2W | | 3 | 630 | DIFF | 0,65 |
| | 77305 | 8W | | 36 | 220 | FIX - OPTIC | |
| | C00769 | | | | | | |
| | 77307 | | | | | | |
| | 77309 | 4W | | 24 CV | | DIFF | |
| | 77311 | 8W | | | | FIX - OPTIC | |
| | 77313 | | | | | | |
| | C00770 | | | | | | |
| | 77315 | 8W | | 36 | 220 | ADJUSTABLE | |
| | 77317 | | | | | | |
| | 77319 | | | 24 CV | | | |
| | 77321 | | | | | | |
| | 77302 | 2W | | 36 | 630 | DIFF | 0,9 |
| | 77304 | 8W | | | 220 | FIX - OTPIC | |
| | 77306 | | | | | | |
| | C00767 | | | | | | |
| | 77308 | 4W | | 24 CV | | DIFF | |
| | 77310 | 8W | | | | FIX - OPTIC | |
| | 77312 | | | | | | |
| | C00768 | | | | | | |
| | 77314 | | | 36 | 220 | ADJUSTABLE | |
| | 77316 | | | | | | |
| | 77318 | | | 24 CV | | | |
| | 77320 | | | | | | |
| ORMA Q MEDIUM DOWNLIGHT | C00361 | 8W | | 36 | 220 | FIX - OPTIC | 0,9 |
| | C00362 | | | | | | |
| | C00364 | 9W | | 24 CV | | | |
| | C00365 | | | | | | |
| | C00367 | 8W | | 36 | 220 | ADJUSTABLE | |
| | C00368 | | | | | | |
| | C00369 | 9W | | 24 CV | | | |
| | C00370 | | | | | | |
| ORMA MEDIUM BLADE | C00964 | 8W | | 12 | 630 | FIXED - BLADE | 0,9 |
| | C00965 | 9W | | 24 CV | | | |
| | C00967 | 9W | | | | | |
| ORMA MEDIUM BLADE | C00981 | 8W | | 3V x CH | 630 | FIXED BALDE | 0,9 |
| | C00982 | 8W | | | | | |
| ORMA MEDIUM RGBW | C00968 | 8W | | | | FIXED | 0,9 |
| | C01033 | 4W | | | 350 | | |
| | C00969 | 8W | | | 630 | | |
| | C01034 | 4W | | | 350 | | |
| ORMA MEDIUM 220V | C00970 | 7W | 220-240 | | | FIXED | 0,9 |
| | C00971 | 7W | | | | | |
| | C00972 | 7W | | | | | |

**ELENCO ARTICOLI / LIST OF FIXTURES**

| ART. | CODE | POWER | INPUT AC [V] | INPUT DC | CURRENT | OPTIC | WEIGHT [Kg] |
|---|---|---|---|---|---|---|---|
| ORMA Q BIG | C01559 | 13W | | 36 | 350 | FIX-OPTIC | 1,4 |
| | C01561 | | | | | FIX-OPTIC+HC | |
| | C01560 | | | 24 CV | | FIX-OPTIC | |
| | C01562 | | | | | FIX-OPTIC+HC | |
| | C01571 | | | 36 | 350 | FIX-OPTIC | 0,9 |
| | C01573 | | | | | FIX-OPTIC+HC | |
| | C01572 | | | 24 CV | | FIX-OPTIC | |
| | C01574 | | | | | FIX-OPTIC+HC | |
| | C01563 | 4W | | 12 | 350 | DIFFUSED | 1,4 |
| | C01564 | 5W | | 24 CV | | | |
| | C01565 | 7W | 220-240 | | | | |
| | C01552 | 13W | | 36 | 350 | ADJUSTABLE-OPTIC | 1,1 |
| | C01554 | | | | | ADJUSTABLE-OPTIC+HC | |
| | C01553 | | | 24 CV | | ADJUSTABLE-OPTIC | |
| | C01555 | | | | | ADJUSTABLE-OPTIC+HC | |
| | C01567 | | | 36 | 350 | ADJUSTABLE-OPTIC | 0,7 |
| | C01569 | | | | | ADJUSTABLE-OPTIC+HC | |
| | C01568 | | | 24 CV | | ADJUSTABLE-OPTIC | |
| | C01570 | | | | | ADJUSTABLE-OPTIC+HC | |
| | C01556 | 4W | | 12 | 350 | ADJUSTABLE DIFFUSED | 1,1 |
| | C01557 | 5W | | 24 CV | | | |
| | C01558 | 7W | 220-240 | | | | |
| ORMA Q BIG DOWNLIGHT | C01575 | 13W | | 36 | 350 | FIX-OPTIC | 1,74 |
| | C01577 | | | | | FIX-OPTIC+HC | |
| | C01576 | | | 24 CV | | FIX-OPTIC | |
| | C01578 | | | | | FIX-OPTIC+HC | |
| | C01579 | 10,5W | | 36 | 300 | ADJUSTABLE-OPTIC | 1,3 |
| | C01581 | | | | | ADJUSTABLE-OPTIC+HC | |
| | C01580 | | | 24 CV | | ADJUSTABLE-OPTIC | |
| | C01582 | | | | | ADJUSTABLE-OPTIC+HC | |

**SERIE / *SERIES*: ORMA Q/QF/QC/QJ/QFJ/QCJ/QL/QFL**

**BRAND: i-LED**

L'APPARECCHIO DEVE ESSERE INSTALLATO DA PERSONALE QUALIFICATO. L'AZIENDA DECLINA OGNI RESPONSABILITÀ QUALORA L'INSTALLAZIONE NON AVVENGA LASCIARE UNA COPIA DI QUESTE ISTRUZIONI AL RESPONSABILE DELLA MANUTENZIONE. CONSERVARE L'ETICHETTA DELL'IMBALLO ORIGINALE PER EVENTUALI RECLAMI FUTURI

*THIS FICTURE MUST BE INSTALLED BY A QUALIFICATED ELECTRICIAN. LINEA LIGHT IS NOT RESPONSABLE IF ITS FIXTURES ARE NOT INSTALLED ACCORDING TO LOCAL SAFETY STANDARDS. PLEASE LEAVE A COPY OF THESE INSTRUCTIONS TO THE PERSON RESPONSABLE FOR THE MAINTENANCE OF THE INSTALLATION. KEEP THE LABEL OF THE ORIGINAL PACKING FOR THE EVENTUAL FUTURE CLAIMS.*

## ISTRUZIONI / INSTRUCTIONS / INSTRUCTIONS / HINWEISE / INSTRUCCIONES

SOLO PER ORIENTAMENTO OTTICA / ONLY FOR OPTIC ADJUSTMENT: FJ, AJ.

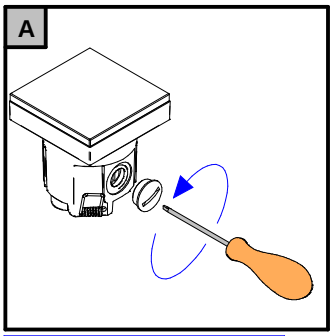


Rimuovere tappo di protezione/
remove protection cap

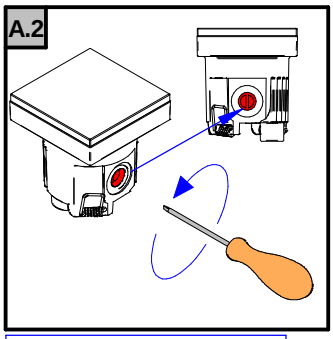


Agire sul perno per regoalre
la basculazione/
Act on the pin to adjust the tilt

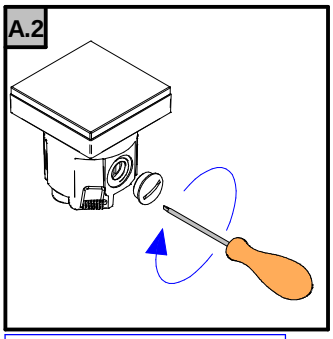


Chiudere il tappo di
protezione/ close the protection cap

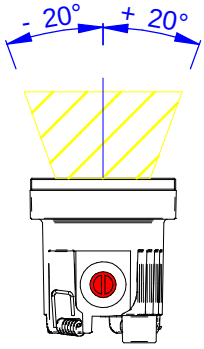


PREDISPOSIZIONE ALLOGGIAMENTO CONTROCASSA PER CEMENTO / PREPARING FOR CONCRETE OUTERCASING

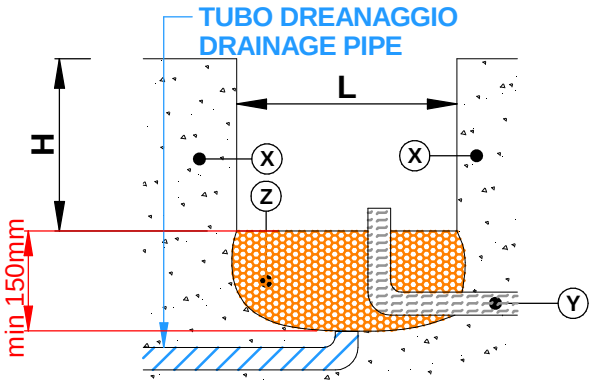


| ART. | | MINI | SMALL | MEDIUM | BIG |
|---|---|---|---|---|---|
| Q/QJ/QL | L(mm) | 75 | 97 | 114 | 154 |
| | H(mm) | 93 | 93 | 93 | 95 |
| QF/QFJ | L(mm) | | 97 | 114 | 154 |
| | H(mm) | | 93 | 93 | 95 |

(X) CEMENTO ESISTENTE*
*EXISTING CONCRETE**

(Y) TUBO CORRUGATO
*CORRUGATED TUBE*

(Z) DRENAGGIO
*DRAINAGE*

* CONDIZIONE NON VINCOLANTE
* *NOT BINDING CONDITIONS*

PRE-INSTALLAZIONE ORMA B

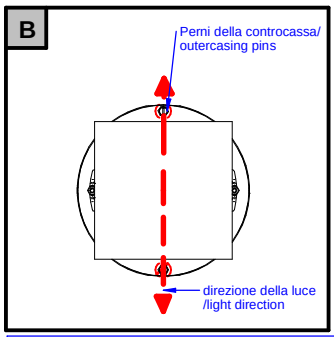


Per la versione B e b RGBW, i perni di fissaggio dell controcassa devono essere in linea con al direzione della luce/For BLADE a nd BLADE RGBW version, the pin on the outercase shall be placed on the same direction of the light

INSTALLAZIONE ORMA QF/QFJ/QFL

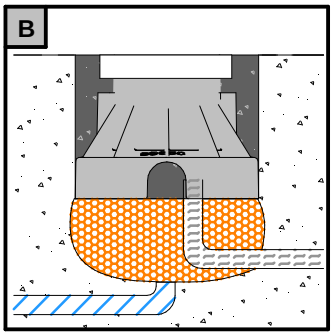


Posizionare la controcassa e bloccarla con cemento /
Place the outcasing and fix it with the concrete

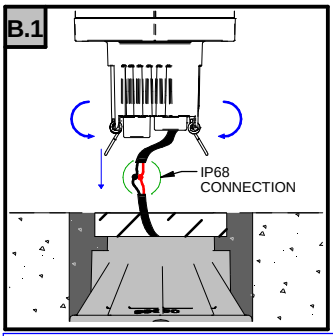


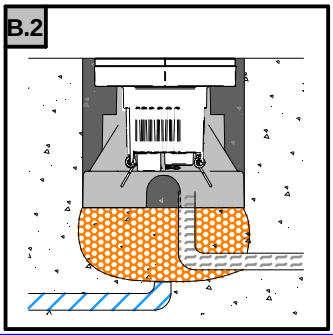


Rimuovere il tampone in polistirolo, cablare (IP68), ruotare le molle ed inserire il faro nella controcassa / remove the PS pad, Wire (IP68),
rotate the springs and place the spotlight into the outercasing.

INSTALLAZIONE CON FLANGIA ANTIVANDALISMO / INSTALLATION WITH VANDAL-PROOF FLANGE: ORMA Q/QJ/QL

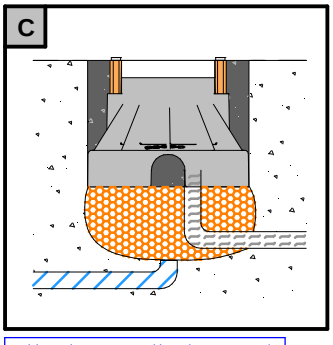


Posizionare la controcassa e bloccarla con cemento /
Place the outcasing and fix it with the concrete

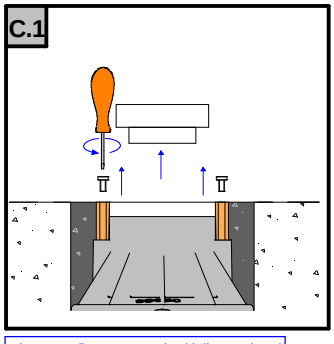


Rimuovere il tampone e ele viti di protezione/
remove the pad and the protection screws

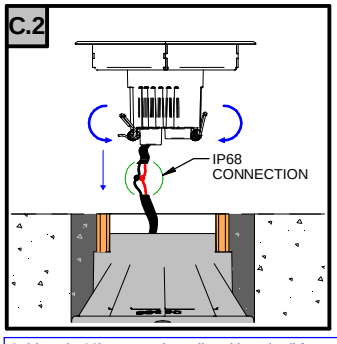


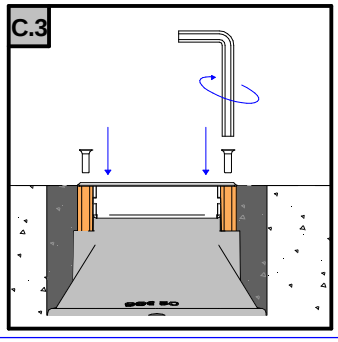


Cablare (IP68), ruotare le molle ed inserire il faro nella controcassa fissare la flangia con le viti antivandalismo. /
Wire (IP68), rotate the springs and place the spotlight into the outercasing, fix the flange with the vandal-resistant screws

**SERIE / *SERIES*: ORMA Q/QF/QC/QJ/QFJ/QCJ/QL/QFL**

**BRAND: i-LED**

INSTALLAZIONE ORMA QC/QCJ

**INSTALLAZIONE SU CONTROSOFFITTO / INSTALLATION ON CEILING**

**1**

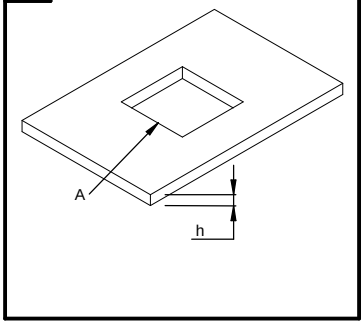


| Art. | A | h |
|---|---|---|
| ORMA_QC SMALL | □70 mm | 12-30mm |
| ORMA_QCJ SMALL | □70 mm | 12-30mm |
| ORMA_QC MEDIUM | □100 mm | 12-30mm |
| ORMA_QCJ MEDIUM | □100 mm | 12-30mm |
| ORMA_QC BIG | □148 mm | 12-30mm |
| ORMA_QCJ BIG | □148 mm | 12-30mm |

**2**

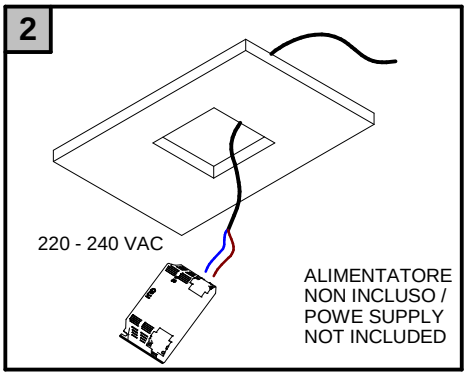


**3**

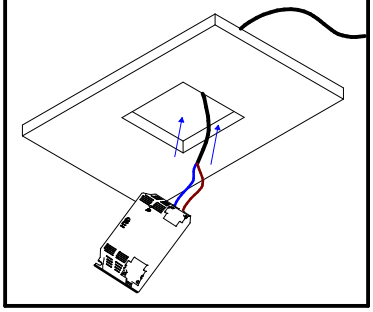

**4**

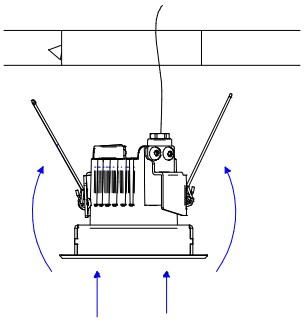

**5**

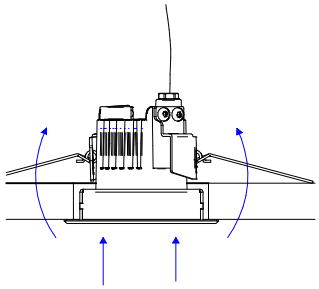

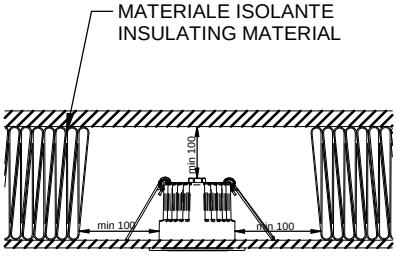


**(ITA) -** Distanza minima consigliata da soffitto / isolante
**(ENG) -** Recommended minimum distance from ceiling / insulator

**N.B.**
**(ITA) -** Non coprire l'articolo con materiale isolante.
**(ENG) -** Do not cover the product with insulating material.

RIMOZIONE DALLA CONTROCASSA / REMOVAL FROM OUTERCASING

RIMOZIONE PER/ REMOVAL FOR QF, QFJ QFL

**D**

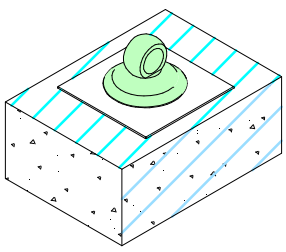

Pulire bene il vetro e applicare la ventosa suggerita.
Clean the glass and then apply the suggested suction cup.

**D.1**

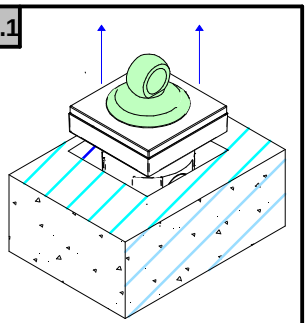

Sollevare il faretto / Pull up the article



Attenzione, in caso di vetro antiscivolo utilizzare una ventosa similare a quella mostrata in foto (non inclusa). / In case of articles with anti-slip glass usa a suction cup similar to the one shown in the picture (not included)

**SERIE / *SERIES*: ORMA Q/QF/QC/QJ/QFJ/QCJ/QL/QFL**

**BRAND: i-LED**

RIMOZIONE PER/ REMOVAL FOR Q, QJ, QL

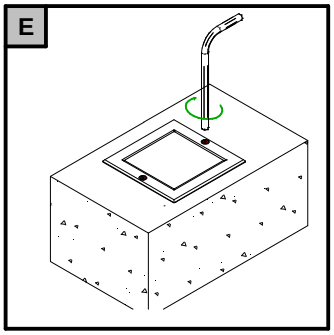


Svitare le viti utilizzando l'apposita chiave /
Uncrew the screws using the appropriate key

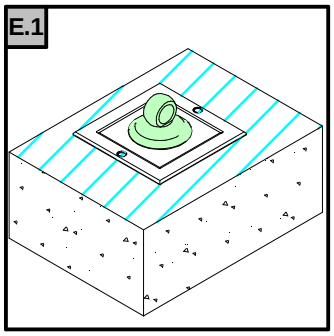


Pulire bene il vetro e applicare la ventosa suggerita.
Clean the glass and then apply the suggested suction cup.

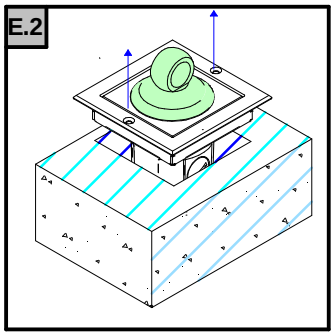


Sollevare il faretto / Pull up the article



Attenzione, in caso di vetro antiscivolo utilizzare una ventosa similare
a quella mostrata in foto (non inclusa). / In case of articles with anti-slip glass
usa a suction cup similar to the one shown in the picture (not included)

**CABLAGGIO / *WIRING***

Collegamento diretto alla linea elettrica
*Directo connection to the main*

ORMA: COLLEGAMENTO SINGOLO / *SINGLE ORMA CONNECTION*

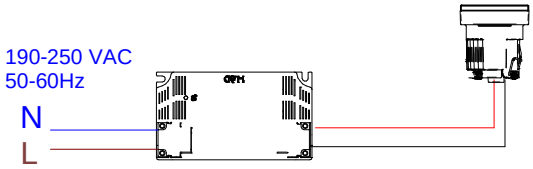


ORMA C.C. : CONNESIONE MULTIPLA IN SERIE/ *MULTIPLE SERIAL CONNECTION FOR ORMA C.C.*

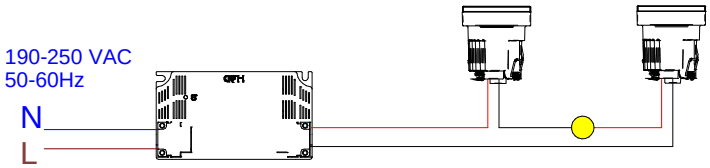


ORMA C.V. 24VDC: CONNESSIONE MULTIPLA IN PARALELLO/ *MULTIPLE PARALLEL CONNECTION FOR ORMA C.V. 24VDC*

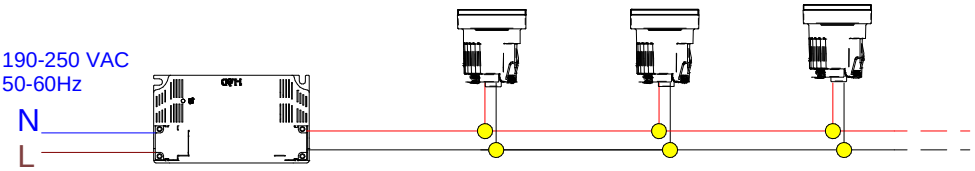


ORMA BLADE/BLADE RGBW/RGBW CONNESSIONE MULTIPLA IN SERIE / *MULTIPLE SERIAL CONNECTION FOR ORMA*BLADE/BLADE RGBW/RGBW

