SERIE / *SERIES*: ORMA Q/QF/QC/QJ/QFJ/QCJ/QL/QFL

BRAND: i-LèD

CE IP 67

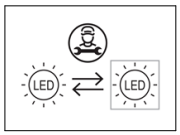

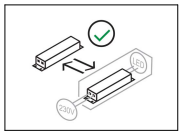

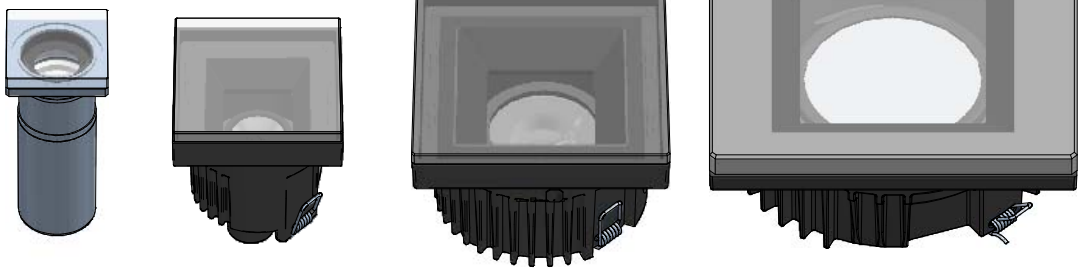

ORMA Q MINI | **ORMA Q SMALL** | **ORMA Q MEDIUM** | **ORMA Q BIG**

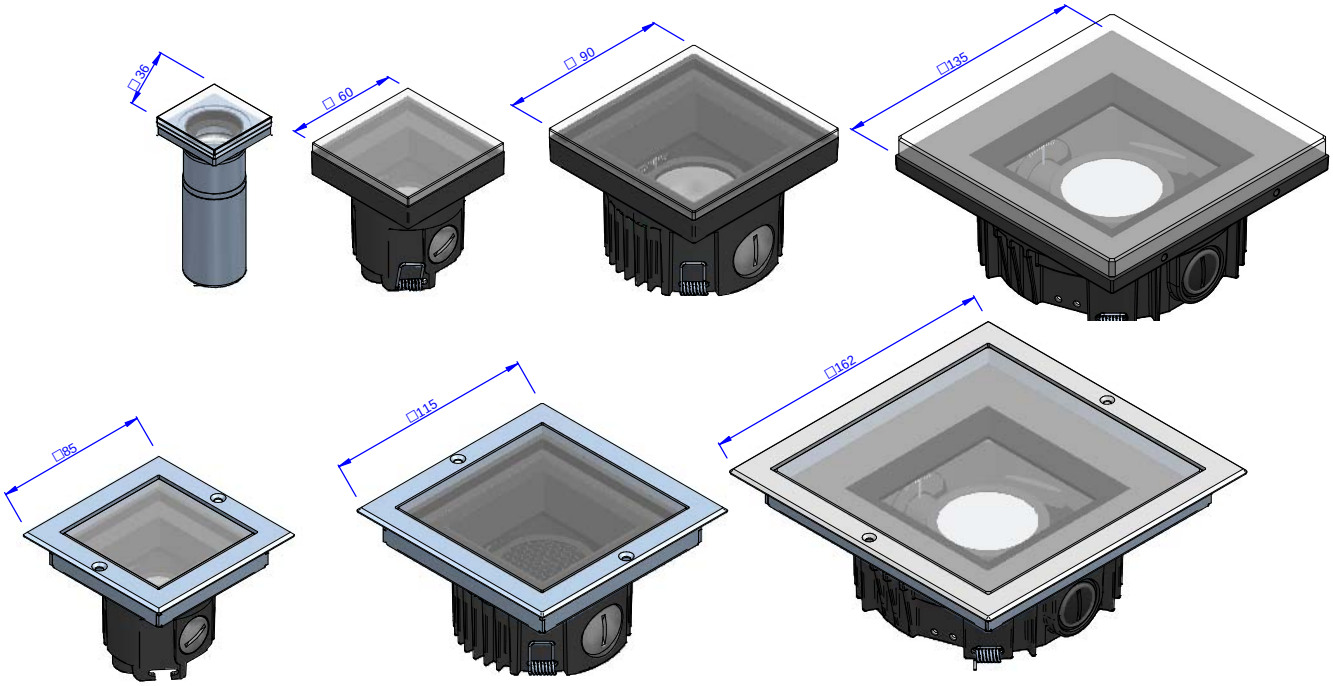

ACCESSORI NON INCLUSI
ACCESSORIES NOT INCLUDED

ORMA Q MINI QF, QFL



C-C100001 CONTROCASSA
C-C100001 OUTERCASE

ORMA Q SMALL Q, QF, QJ, QFJ, QL, QFL



B. C-C100002 CONTROCASSA (QF, QFJ, QFL)
B. C-C100002 OUTERCASE (QF, QFJ, QFL)

C. 83411 CONTROCASSA (Q QJ, QL)
C. 83411 OUTERCASE (Q, QJ, QL)



ORMA Q MEDIUM Q, QF, QJ, QFJ, QL, QFL

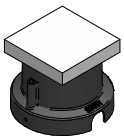

D. C-C100003 CONTROCASSA (QF, QFJ, QFL)
D. C-C100003 OUTERCASE (QF, QFJ, QFL)

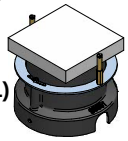

E. 83410 CONTROCASSA (Q QJ, QL)
E. 83410 OUTERCASE (Q, QJ, QL)

ORMA Q BIG Q, QF, QL, QFL QJ, QFJ

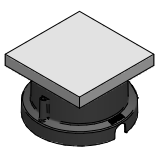

E. C-C100026 CONTROCASSA (QF, QFJ, QFL)
E. C-C100026 OUTERCASE (QF, QFJ, QFL)

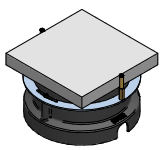

E. C-C100027 CONTROCASSA (Q, QJ, QL)
E. C-C100027 OUTERCASE (Q, QJ, QL)

SERIE / *SERIES*: ORMA Q/QF/QC/QJ/QFJ/QCJ/QL/QFL

BRAND: i-LèD

DIMENSIONI / *DIMENSIONS*

ELENCO ARTICOLI / *LIST OF FIXTURES*

ART.	CODE	POWER	INPUT AC [V]	INPUT DC [V]	CURRENT [mA]	OPTIC	WEIGHT [Kg]
ORMA Q MINI	77276	1W		3	350	FIX - OPTIC	0,25
	77277			24 CV			
	77278		220-240				
	77279	2W		3	600	FIX DIFF.	
	77280			24 CV			
	77281		220-240				
ORMA Q SMALL	77283	1,5W		3	500	FIX-DIFF	0,3
	77285	4W		12	350	FIX - OPTIC	
	77287						
	C00764						
	77289	1,5W		24 CV		FIX-DIFF	
	77291	4W				FIX - OPTIC	
	77293						
	C00765						
	77295			12	350	ADJUSTABLE	
	77297						
	77299			24 CV			
	77301						
	77282	1,5W		3	500	DIFF	0,55
	77284	4W		12	350	FIX - OPTIC	
	77286						
	C00762						
	77288	3W		24 CV		DIFF	
	77290	4W				FIX - OPTIC	
	77292						
	77294			12	350	ADJUSTABLE	
	77296						
	C00763			24 CV			
	77298						
	77300						
ORMA SMALL DOWNLIGHT	C00351	4W		12	350	FIX - OPTIC	0,55
	C00352						
	C00354	5W		24 CV			
	C00355						
	C00357	4W		12	350	ADJUSTABLE	
	C00358						
	C00359	5W		24 CV			
	C00360						
ORMA Q MEDIUM	77303	2W		3	630	DIFF	0,65
	77305	8W		36	220	FIX - OPTIC	
	C00769						
	77307						
	77309	4W		24 CV		DIFF	
	77311	8W				FIX - OPTIC	
	77313						
	C00770						
	77315	8W		36	220	ADJUSTABLE	
	77317						
	77319			24 CV			
	77321						
	77302	2W		36	630	DIFF	0,9
	77304	8W			220	FIX - OTPIC	
	77306						
	C00767						
	77308	4W		24 CV		DIFF	
	77310	8W				FIX - OPTIC	
	77312						
	C00768						
	77314			36	220	ADJUSTABLE	
	77316						
	77318			24 CV			
	77320						
ORMA Q MEDIUM DOWNLIGHT	C00361	8W		36	220	FIX - OPTIC	0,9
	C00362						
	C00364	9W		24 CV			
	C00365						
	C00367	8W		36	220	ADJUSTABLE	
	C00368						
	C00369	9W		24 CV			
	C00370						
ORMA MEDIUM BLADE	C00964	8W		12	630	FIXED - BLADE	0,9
	C00965	9W		24 CV			
	C00967	9W					
ORMA MEDIUM BLADE	C00981	8W		3V x CH	630	FIXED BALDE	0,9
	C00982	8W					
ORMA MEDIUM RGBW	C00968	8W				FIXED	0,9
	C01033	4W			350		
	C00969	8W			630		
	C01034	4W			350		
ORMA MEDIUM 220V	C00970	7W	220-240			FIXED	0,9
	C00971	7W					
	C00972	7W					

ELENCO ARTICOLI / LIST OF FIXTURES

ART.	CODE	POWER	INPUT AC [V]	INPUT DC	CURRENT	OPTIC	WEIGHT [Kg]
ORMA Q BIG	C01559	13W		36	350	FIX-OPTIC	1,4
	C01561					FIX-OPTIC+HC	
	C01560			24 CV		FIX-OPTIC	
	C01562					FIX-OPTIC+HC	
	C01571			36	350	FIX-OPTIC	0,9
	C01573					FIX-OPTIC+HC	
	C01572			24 CV		FIX-OPTIC	
	C01574					FIX-OPTIC+HC	
	C01563	4W		12	350	DIFFUSED	1,4
	C01564	5W		24 CV			
	C01565	7W	220-240				
	C01552	13W		36	350	ADJUSTABLE-OPTIC	1,1
	C01554					ADJUSTABLE-OPTIC+HC	
	C01553			24 CV		ADJUSTABLE-OPTIC	
	C01555					ADJUSTABLE-OPTIC+HC	
	C01567			36	350	ADJUSTABLE-OPTIC	0,7
	C01569					ADJUSTABLE-OPTIC+HC	
	C01568			24 CV		ADJUSTABLE-OPTIC	
	C01570					ADJUSTABLE-OPTIC+HC	
	C01556	4W		12	350	ADJUSTABLE DIFFUSED	1,1
	C01557	5W		24 CV			
	C01558	7W	220-240				
ORMA Q BIG DOWNLIGHT	C01575	13W		36	350	FIX-OPTIC	1,74
	C01577					FIX-OPTIC+HC	
	C01576			24 CV		FIX-OPTIC	
	C01578					FIX-OPTIC+HC	
	C01579	10,5W		36	300	ADJUSTABLE-OPTIC	1,3
	C01581					ADJUSTABLE-OPTIC+HC	
	C01580			24 CV		ADJUSTABLE-OPTIC	
	C01582					ADJUSTABLE-OPTIC+HC	

SERIE / *SERIES*: ORMA Q/QF/QC/QJ/QFJ/QCJ/QL/QFL

BRAND: i-LED

L'APPARECCHIO DEVE ESSERE INSTALLATO DA PERSONALE QUALIFICATO. L'AZIENDA DECLINA OGNI RESPONSABILITÀ QUALORA L'INSTALLAZIONE NON AVVENGA LASCIARE UNA COPIA DI QUESTE ISTRUZIONI AL RESPONSABILE DELLA MANUTENZIONE. CONSERVARE L'ETICHETTA DELL'IMBALLO ORIGINALE PER EVENTUALI RECLAMI FUTURI

THIS FICTURE MUST BE INSTALLED BY A QUALIFICATED ELECTRICIAN. LINEA LIGHT IS NOT RESPONSABLE IF ITS FIXTURES ARE NOT INSTALLED ACCORDING TO LOCAL SAFETY STANDARDS. PLEASE LEAVE A COPY OF THESE INSTRUCTIONS TO THE PERSON RESPONSABLE FOR THE MAINTENANCE OF THE INSTALLATION. KEEP THE LABEL OF THE ORIGINAL PACKING FOR THE EVENTUAL FUTURE CLAIMS.

ISTRUZIONI / INSTRUCTIONS / INSTRUCTIONS / HINWEISE / INSTRUCCIONES

SOLO PER ORIENTAMENTO OTTICA / ONLY FOR OPTIC ADJUSTMENT: FJ, AJ.

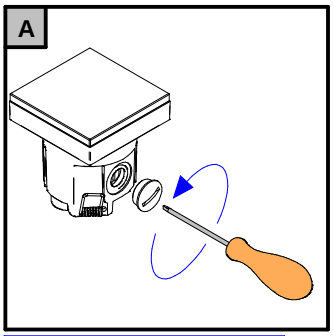

Rimuovere tappo di protezione/
remove protection cap

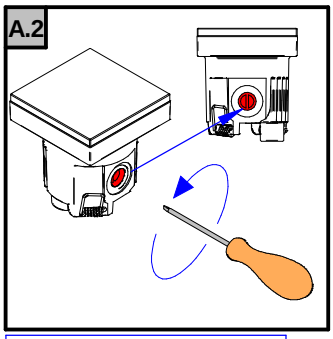

Agire sul perno per regoalre
la basculazione/
Act on the pin to adjust the tilt

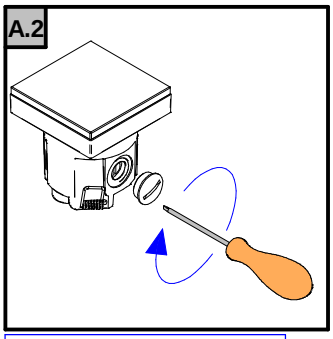

Chiudere il tappo di
protezione/ close the protection cap

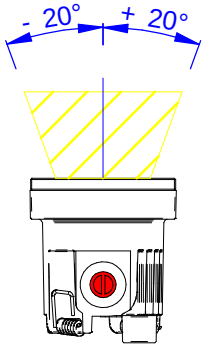

PREDISPOSIZIONE ALLOGGIAMENTO CONTROCASSA PER CEMENTO / PREPARING FOR CONCRETE OUTERCASING

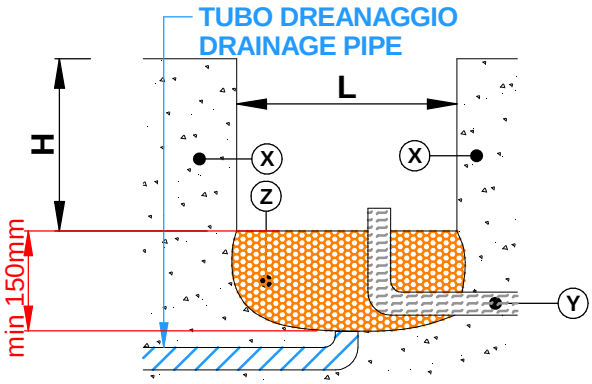

ART.		MINI	SMALL	MEDIUM	BIG
Q/QJ/QL	L(mm)	75	97	114	154
	H(mm)	93	93	93	95
QF/QFJ	L(mm)		97	114	154
	H(mm)		93	93	95

(X) CEMENTO ESISTENTE*
*EXISTING CONCRETE**

(Y) TUBO CORRUGATO
CORRUGATED TUBE

(Z) DRENAGGIO
DRAINAGE

* CONDIZIONE NON VINCOLANTE
* *NOT BINDING CONDITIONS*

PRE-INSTALLAZIONE ORMA B

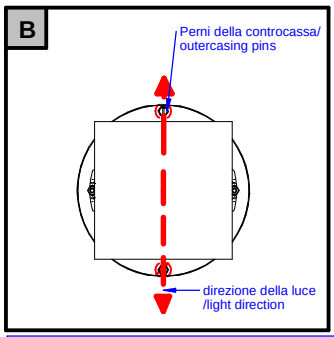

Per la versione B e b RGBW, i perni di fissaggio dell controcassa devono essere in linea con al direzione della luce/For BLADE a nd BLADE RGBW version, the pin on the outercase shall be placed on the same direction of the light

INSTALLAZIONE ORMA QF/QFJ/QFL

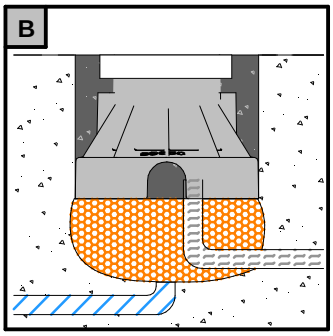

Posizionare la controcassa e bloccarla con cemento /
Place the outcasing and fix it with the concrete

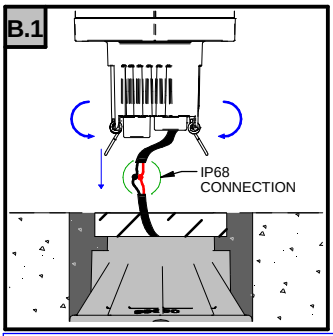

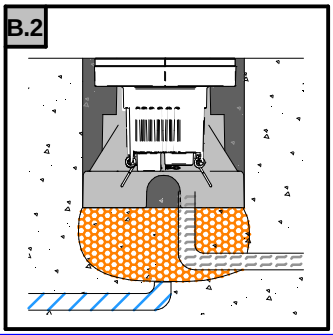

Rimuovere il tampone in polistirolo, cablare (IP68), ruotare le molle ed inserire il faro nella controcassa / remove the PS pad, Wire (IP68),
rotate the springs and place the spotlight into the outercasing.

INSTALLAZIONE CON FLANGIA ANTIVANDALISMO / INSTALLATION WITH VANDAL-PROOF FLANGE: ORMA Q/QJ/QL

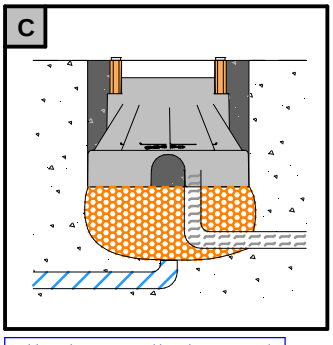

Posizionare la controcassa e bloccarla con cemento /
Place the outcasing and fix it with the concrete

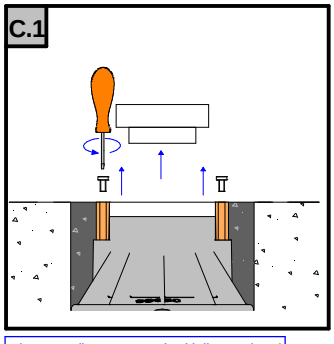

Rimuovere il tampone e ele viti di protezione/
remove the pad and the protection screws

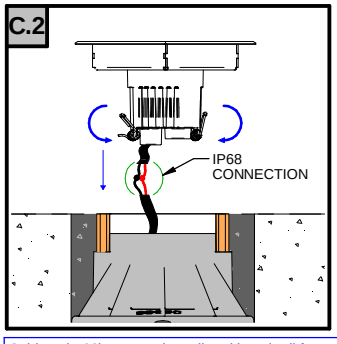

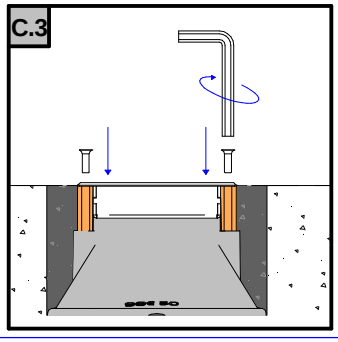

Cablare (IP68), ruotare le molle ed inserire il faro nella controcassa fissare la flangia con le viti antivandalismo. /
Wire (IP68), rotate the springs and place the spotlight into the outercasing, fix the flange with the vandal-resistant screws

SERIE / *SERIES*: ORMA Q/QF/QC/QJ/QFJ/QCJ/QL/QFL

BRAND: i-LED

INSTALLAZIONE ORMA QC/QCJ

INSTALLAZIONE SU CONTROSOFFITTO / INSTALLATION ON CEILING

1

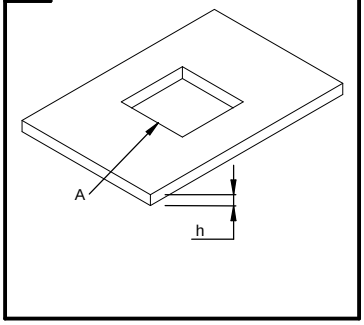

Art.	A	h
ORMA_QC SMALL	□70 mm	12-30mm
ORMA_QCJ SMALL	□70 mm	12-30mm
ORMA_QC MEDIUM	□100 mm	12-30mm
ORMA_QCJ MEDIUM	□100 mm	12-30mm
ORMA_QC BIG	□148 mm	12-30mm
ORMA_QCJ BIG	□148 mm	12-30mm

2

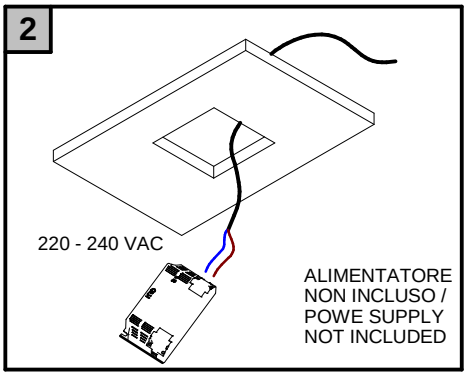

3

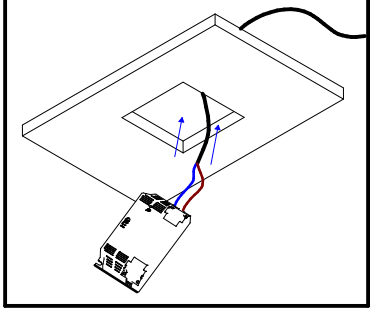

4

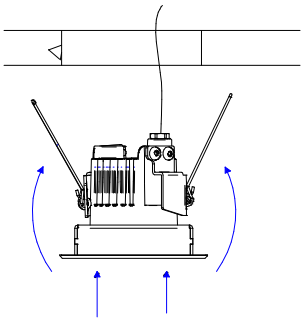

5

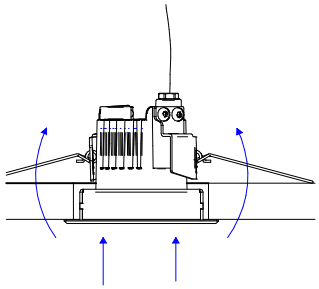

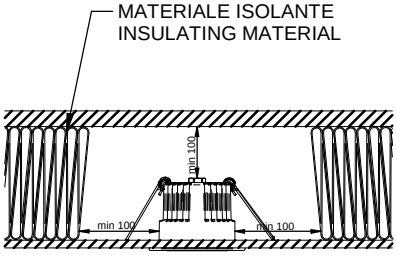

(ITA) - Distanza minima consigliata da soffitto / isolante
(ENG) - Recommended minimum distance from ceiling / insulator

N.B.
(ITA) - Non coprire l'articolo con materiale isolante.
(ENG) - Do not cover the product with insulating material.

RIMOZIONE DALLA CONTROCASSA / REMOVAL FROM OUTERCASING

RIMOZIONE PER/ REMOVAL FOR QF, QFJ QFL

D

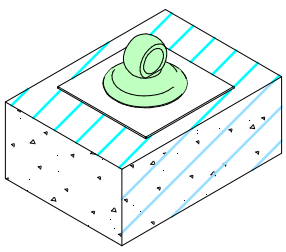

Pulire bene il vetro e applicare la ventosa suggerita.
Clean the glass and then apply the suggested suction cup.

D.1

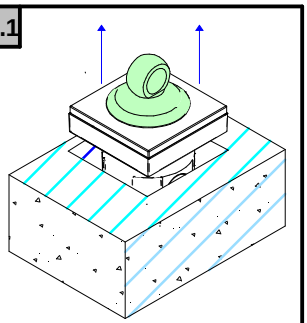

Sollevare il faretto / Pull up the article



Attenzione, in caso di vetro antiscivolo utilizzare una ventosa similare a quella mostrata in foto (non inclusa). / In case of articles with anti-slip glass usa a suction cup similar to the one shown in the picture (not included)

SERIE / *SERIES*: ORMA Q/QF/QC/QJ/QFJ/QCJ/QL/QFL

BRAND: i-LED

RIMOZIONE PER/ REMOVAL FOR Q, QJ, QL

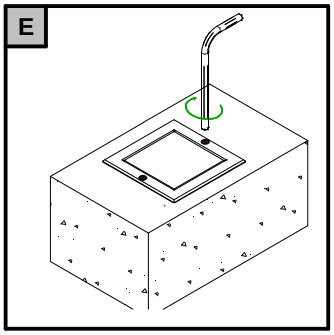

Svitare le viti utilizzando l'apposita chiave /
Uncrew the screws using the appropriate key

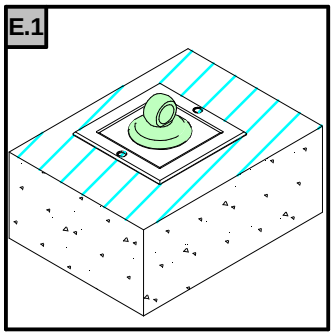

Pulire bene il vetro e applicare la ventosa suggerita.
Clean the glass and then apply the suggested suction cup.

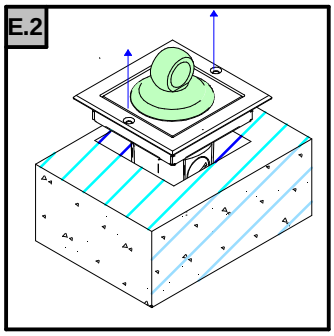

Sollevare il faretto / Pull up the article



Attenzione, in caso di vetro antiscivolo utilizzare una ventosa similare
a quella mostrata in foto (non inclusa). / In case of articles with anti-slip glass
usa a suction cup similar to the one shown in the picture (not included)

CABLAGGIO / *WIRING*

Collegamento diretto alla linea elettrica
Directo connection to the main

ORMA: COLLEGAMENTO SINGOLO / *SINGLE ORMA CONNECTION*

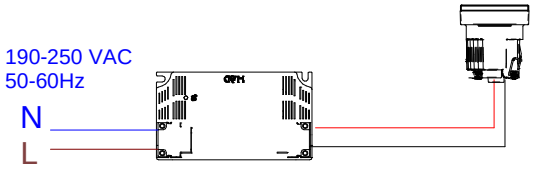

ORMA C.C. : CONNESIONE MULTIPLA IN SERIE/ *MULTIPLE SERIAL CONNECTION FOR ORMA C.C.*

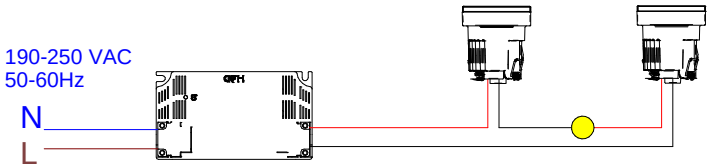

ORMA C.V. 24VDC: CONNESSIONE MULTIPLA IN PARALELLO/ *MULTIPLE PARALLEL CONNECTION FOR ORMA C.V. 24VDC*

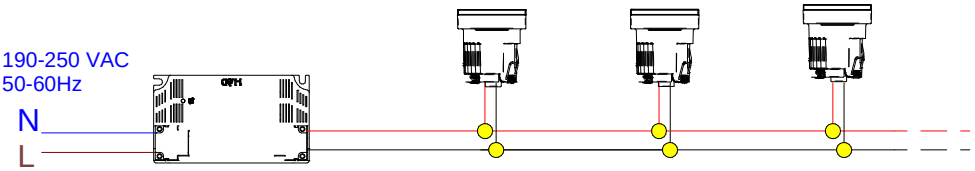

ORMA BLADE/BLADE RGBW/RGBW CONNESSIONE MULTIPLA IN SERIE / *MULTIPLE SERIAL CONNECTION FOR ORMA*BLADE/BLADE RGBW/RGBW

