| | | | |
|---|---|---|---|
| linea light group | **ISTRUZIONI DI MONTAGGIO** *MOUNTING INSTRUCTIONS* | **REVISIONE N°.** *REVISION N°.* | **DATA** |
| | | **Rev. 11** | 7/20/2026 |

LED-FGI904

**SERIE / *SERIES*: BUZZER**

**BRAND: i-LèD**




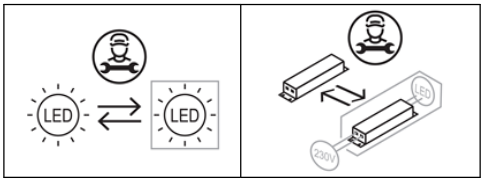





*PAG. 6*

**DIMENSIONI / DIMENSIONS**

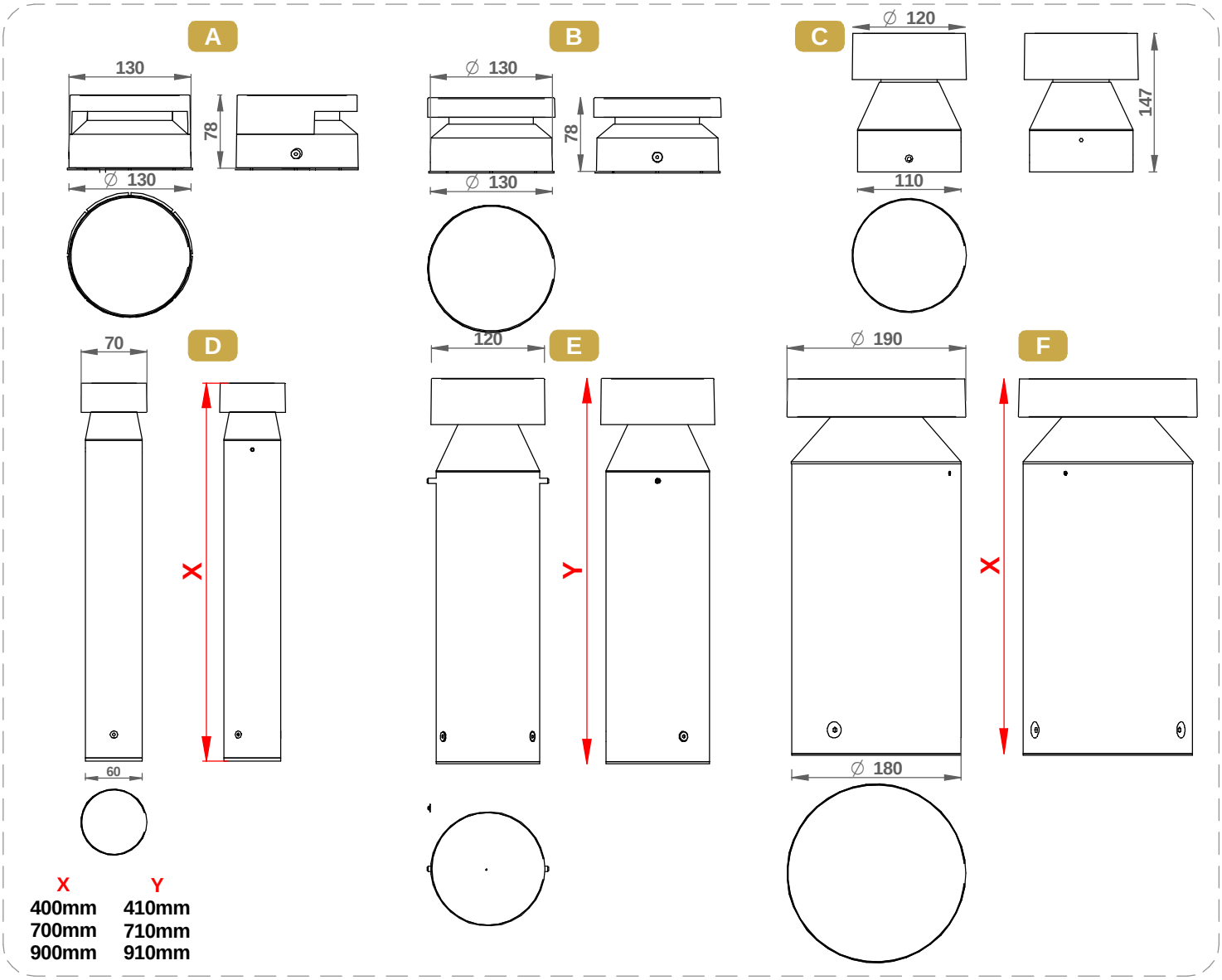


| X | Y |
|---|---|
| 400mm | 410mm |
| 700mm | 710mm |
| 900mm | 910mm |

**SERIE / *SERIES*: BUZZER**

**BRAND: i-LèD**

**DIMENSIONI BASI DI FISSAGGIO / *BASE PLATE DIMENSIONS***

**BUZZER Ø130**

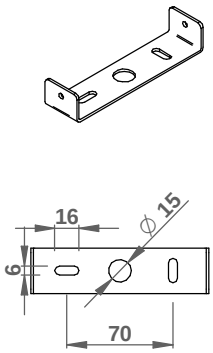


**A** **B**

**BUZZER Ø120 H.145**

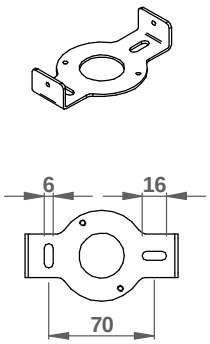


**C**

**BUZZER Ø70**

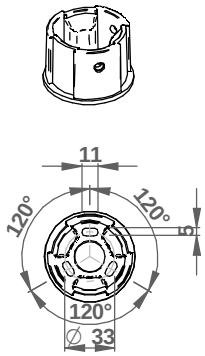


**D**

**BUZZER Ø120**

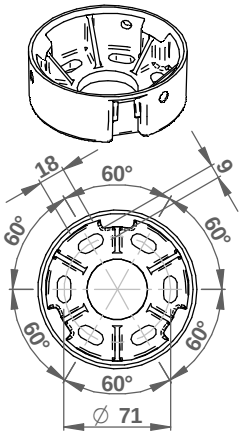


**E**

**BUZZER Ø190**

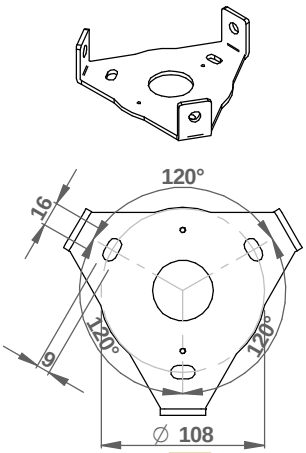


**F**

**SPECIFICHE PRODOTTI - CODICI | *PRODUCTS SPECIFICATION - CODES***

| CODE | Input [V] | Dimensions [mm] | Power [W] | Voltage [V] | Current [mA] | Weight [Kg] | Walk Over | Drive Over [Kg] | Safety Class | IP | CRI | CCT [K°] - Energy Class | | | | N° Light Source |
|---|---|---|---|---|---|---|---|---|---|---|---|---|---|---|---|---|
| | | | | | | | | | | | | 2200 | 2700 | 3000 | 4000 | |
| **76874** | 220-240 | 400xø70 | 7 | | | 0,85 | No | - | **1** | 65 | 80 | | | E | E | 1 |
| **76875** | 220-240 | 400xø70 | 7 | | | 0,85 | No | - | **1** | 65 | 80 | | | E | E | 1 |
| **76876** | 220-240 | 400xø70 | 7 | | | 0,85 | No | - | **1** | 65 | 80 | | | E | E | 1 |
| **76878** | 220-240 | 700xø70 | 7 | | | 1,285 | No | - | **1** | 65 | 80 | | | E | E | 1 |
| **76879** | 220-240 | 700xø70 | 7 | | | 1,285 | No | - | **1** | 65 | 80 | | | E | E | 1 |
| **76880** | 220-240 | 700xø70 | 7 | | | 1,285 | No | - | **1** | 65 | 80 | | | E | E | 1 |
| **76882** | 220-240 | 900xø70 | 7 | | | 1,575 | No | - | **1** | 65 | 80 | | | E | E | 1 |
| **76883** | 220-240 | 900xø70 | 7 | | | 1,575 | No | - | **1** | 65 | 80 | | | E | E | 1 |
| **76884** | 220-240 | 900xø70 | 7 | | | 1,575 | No | - | **1** | 65 | 80 | | | E | E | 1 |
| **C00007** | - | 400xø70 | 8,5 | | | 0,85 | No | - | **2** | 65 | 80 | D | E | E | E | 1 |
| **C00008** | - | 700xø70 | 8,5 | | | 1,285 | No | - | **2** | 65 | 80 | D | E | E | E | 1 |
| **C00009** | - | 900xø70 | 8,5 | | | 1,575 | No | - | **2** | 65 | 80 | D | E | E | E | 1 |
| **76886** | 220-240 | 145xø120 | 7 | | | 0,7 | No | - | **1** | 65 | 80 | | | E | E | 1 |
| **76887** | 220-240 | 145xø120 | 7 | | | 0,7 | No | - | **1** | 65 | 80 | | | E | E | 1 |
| **76888** | 220-240 | 145xø120 | 7 | | | 0,7 | No | - | **1** | 65 | 80 | | | E | E | 1 |
| **76890** | 220-240 | 410xø120 | 10 | | | 1,35 | No | - | **1** | 65 | 80 | | | E | E | 1 |
| **76891** | 220-240 | 410xø120 | 10 | | | 1,35 | No | - | **1** | 65 | 80 | | | E | E | 1 |
| **76892** | 220-240 | 410xø120 | 10 | | | 1,35 | No | - | **1** | 65 | 80 | | | E | E | 1 |
| **76894** | 220-240 | 710xø120 | 10 | | | 1,9 | No | - | **1** | 65 | 80 | | | E | E | 1 |
| **76895** | 220-240 | 710xø120 | 10 | | | 1,9 | No | - | **1** | 65 | 80 | | | E | E | 1 |
| **76896** | 220-240 | 710xø120 | 10 | | | 1,9 | No | - | **1** | 65 | 80 | | | E | E | 1 |
| **76898** | 220-240 | 910xø120 | 10 | | | 2,3 | No | - | **1** | 65 | 80 | | | E | E | 1 |
| **76899** | 220-240 | 910xø120 | 10 | | | 2,3 | No | - | **1** | 65 | 80 | | | E | E | 1 |
| **76900** | 220-240 | 910xø120 | 10 | | | 2,3 | No | - | **1** | 65 | 80 | | | E | E | 1 |
| **C00011** | - | 410xø120 | 11 | | | 1,4 | No | - | **1** | 65 | 80 | E | E | E | E | 1 |
| **C00014** | - | 410xø120 | 11 | | | 1,4 | No | - | **1** | 65 | 80 | E | E | E | E | 1 |
| **C00012** | - | 710xø120 | 11 | | | 1,95 | No | - | **2** | 65 | 80 | E | E | E | E | 1 |
| **C00015** | - | 710xø120 | 11 | | | 1,95 | No | - | **2** | 65 | 80 | E | E | E | E | 1 |
| **C00013** | - | 910xø120 | 11 | | | 2,3 | No | - | **2** | 65 | 80 | E | E | E | E | 1 |
| **C00016** | - | 910xø120 | 11 | | | 2,3 | No | - | **2** | 65 | 80 | E | E | E | E | 1 |
| **C00017** | - | 145xø120 | 6,5 | 36 | 350 | 0,85 | No | - | **3** | 65 | 80 | E | E | E | E | 1 |
| **C00018** | - | 145xø120 | 7,1 | | | 0,9 | No | - | **2** | 65 | 80 | E | E | E | E | 1 |
| **C00022** | - | 400xø190 | 20,5 | | | 3,532 | No | - | **2** | 65 | 80 | E | E | E | E | 1 |
| **C00019** | - | 400xø190 | 20,5 | | | 3,532 | No | - | **2** | 65 | 80 | E | E | E | E | 1 |
| **C00023** | - | 700xø190 | 20,5 | | | 4,88 | No | - | **2** | 65 | 80 | E | E | E | E | 1 |
| **C00020** | - | 700xø190 | 20,5 | | | 4,88 | No | - | **2** | 65 | 80 | E | E | E | E | 1 |
| **C00024** | - | 900xø190 | 20,5 | | | 5,78 | No | - | **2** | 65 | 80 | E | E | E | E | 1 |
| **C00021** | - | 900xø190 | 20,5 | | | 5,78 | No | - | **2** | 65 | 80 | E | E | E | E | 1 |
| **C00714** | - | 78xø130 | 8,5 | | | 0,9 | No | - | **2** | 65 | 80 | E | E | E | E | 1 |
| **C00713** | - | 77xø130 | 8,5 | | | 0,9 | No | - | **2** | 65 | 80 | E | E | E | E | 1 |
| **77187** | 220-240 | 87xø70x56 | 7 | | | 0,7 | No | - | **1** | 65 | 80 | | | E | E | 1 |
| **77188** | 220-240 | 87xø70x56 | 7 | | | 0,7 | No | - | **1** | 65 | 80 | | | E | E | 1 |
| **77189** | 220-240 | 87xø70x56 | 7 | | | 0,7 | No | - | **1** | 65 | 80 | | | E | E | 1 |
| **C00010** | 220-240 | 87xø70x56 | 8,5 | | | 0,7 | No | - | **2** | 65 | 80 | E | E | E | E | 1 |
| **C01397** | 220-240 | 87xø70x54 | 7 | | | 0,7 | No | - | **1** | 65 | 80 | | | E | E | 1 |
| **C01398** | 220-240 | 87xø70x54 | 8,5 | | | 0,7 | No | - | **2** | 65 | 80 | E | E | E | E | 1 |

**SERIE / *SERIES*: BUZZER**

**BRAND: i-LèD**

**ACCESSORI NON INCLUSI / *NOT INCLUDED ACCESSORIES***

**Viti e Tasselli**
**Screws and Dowels**

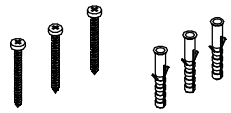

**Picchetto, viti e rondelle**
***Peg, screws and washers***

**H. 300mm**

**W-F500001| BUZZER ϕ 70**



**Tirafondi, dadi e rondelle**
***Tie rods*, nuts and washers**

**W-F900001 | BUZZER ϕ110**
**W-F900002 | BUZZER ϕ180**
ESCLUSI | *EXCLUDED* | H 145

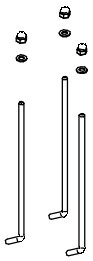

**Picchetto, viti e rondelle**
**(solo per Ø120 H.145 e Ø130)**

**Peg, screws and washers (only for Ø120 H.145 e Ø130)**

**H 300mm**

**14931**

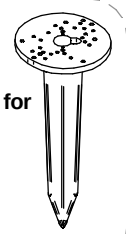

**PREINSTALLAZIONE / *PREINSTALLATION***

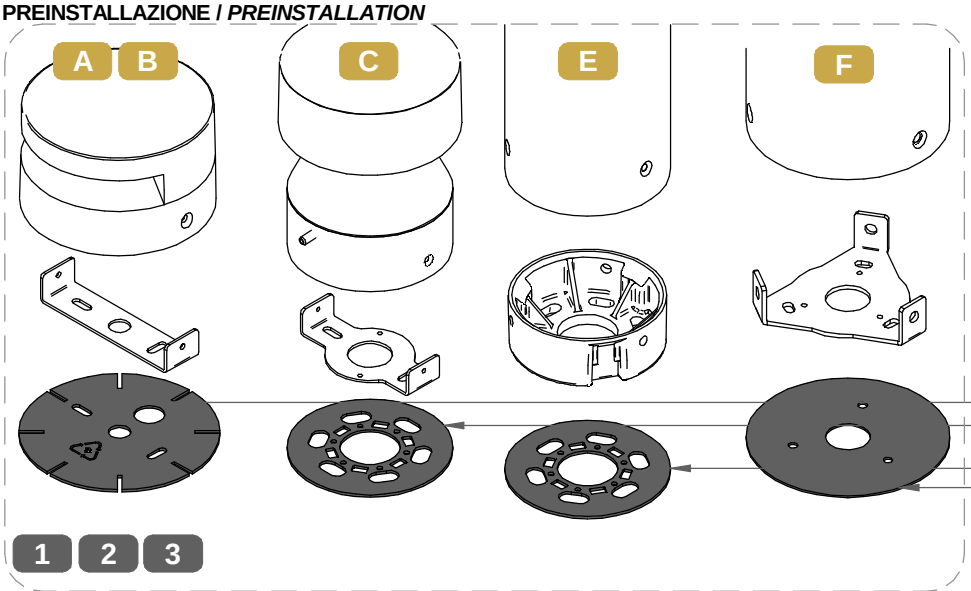


**INSTALLARE LA PIASTRA IN PVC E' OBBLIGATORIO PER EVITARE DANNO DA CORROSIONE**

***IT'S MANDATORY TO FIT THE PVC PLATE, TO AVOID CORROSION DAMAGE***

PIASTRA PVC
PVC PLATE

**INSTALLAZIONE / *INSTALLATION***

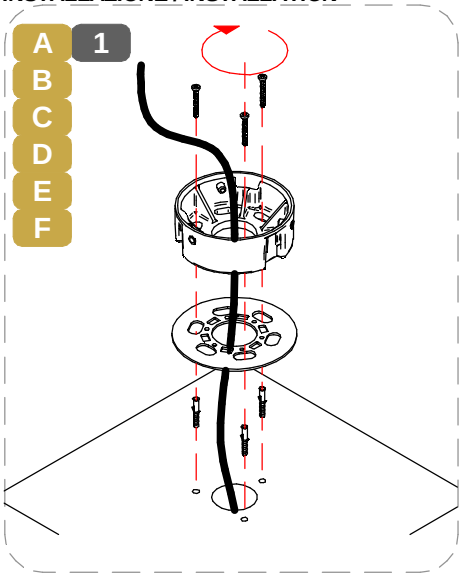


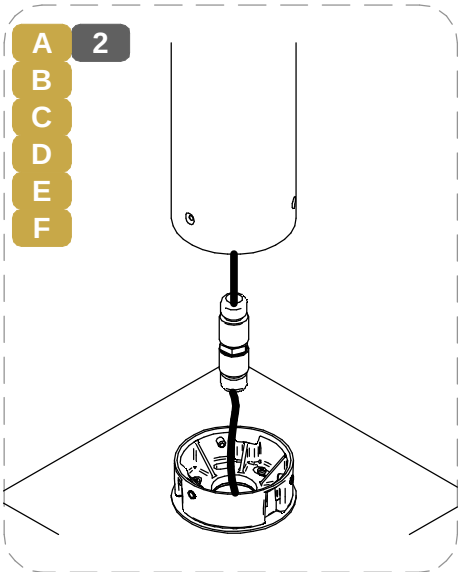


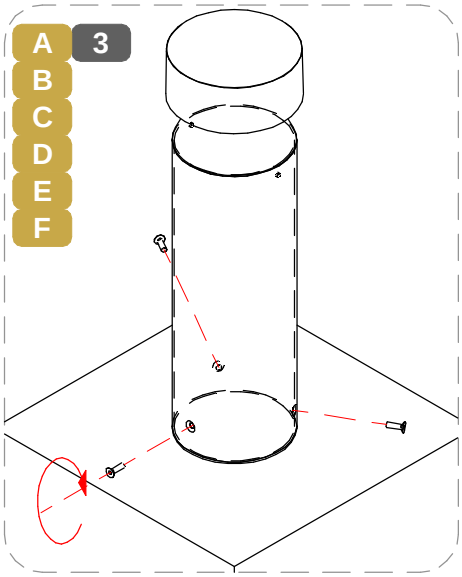

**SERIE / *SERIES*: BUZZER**

**BRAND: i-LED**

**INSTALLAZIONE ACCESSORI NON INCLUSI / *NOT INCLUDED ACCESSORIES INSTALLATION***

A B C D **1.A**

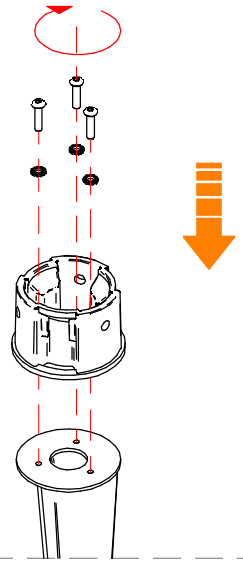

A B C D **2.A**



A B C D **3.A**

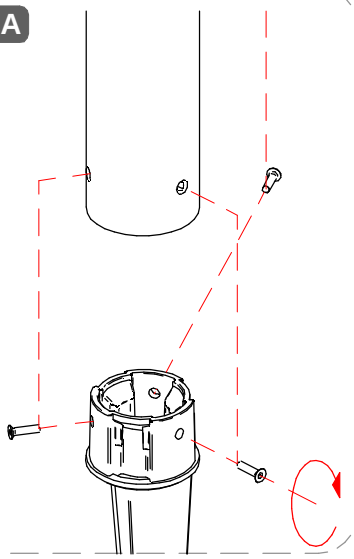

A B C D **4.A**

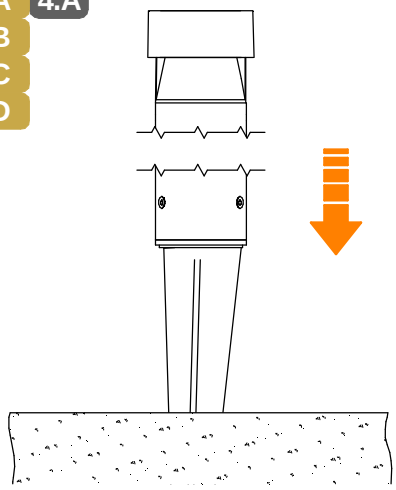

A B C **1.B**

**BUZZER Ø120 H.145 e Ø130**
**fissare la staffa nei fori indicati**
***fix the bracket in the highlighted holes***

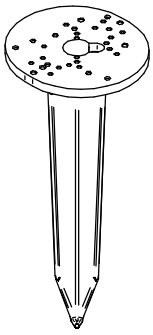

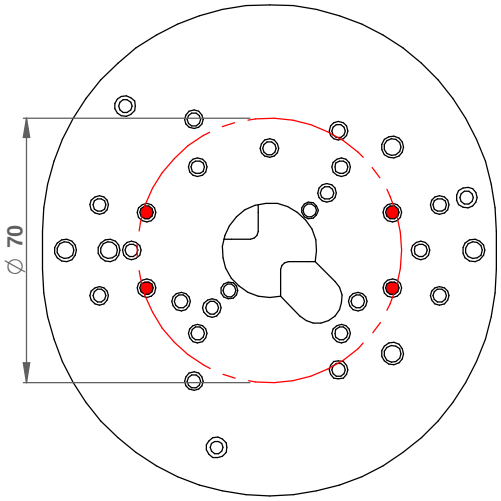


E F **1.C**

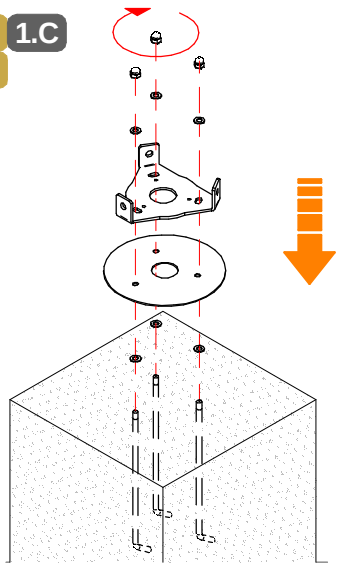

E F **2.C**

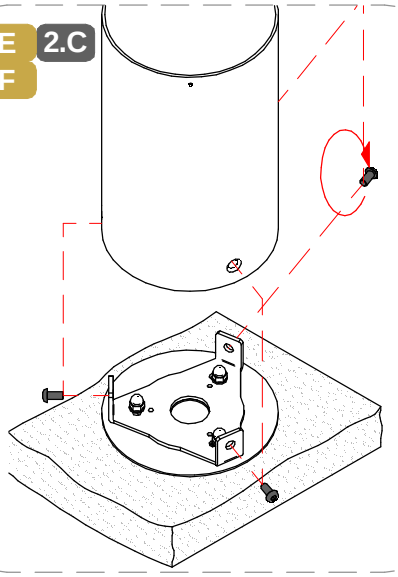

E F **3.C**

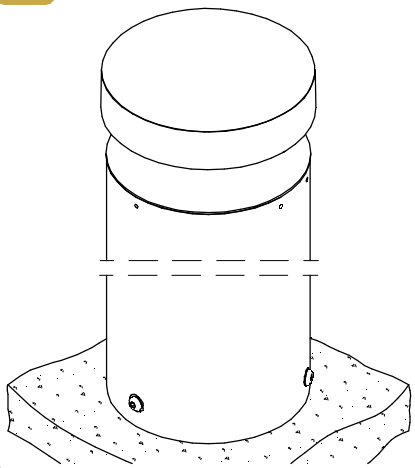

**SERIE / *SERIES*: BUZZER**

**BRAND: i-LèD**

**INSTALLAZIONE KIT RELAMPING DIAMETRO INTERNO PALO *Ø 57* / *KIT RELAMPING INSTALLATION POLE INNER DIAMETER Ø 57***

**G**

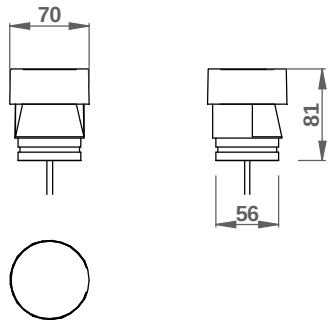


**G 1.D**

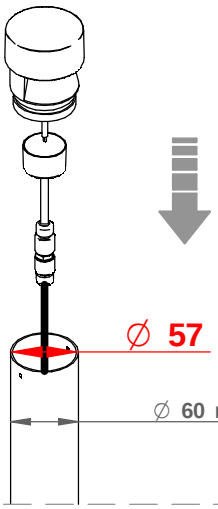

TIPICAMENTE PALO IN FERRO, ALLUMINIO.

*USUALLY IRON, ALUMINUM POLE.*

Ø 57

Ø 60 mm

**G 2.D**



**INSTALLAZIONE KIT RELAMPING DIAMETRO INTERNO PALO *Ø 54* / *KIT RELAMPING INSTALLATION POLE INNER DIAMETER Ø 54***

**H**

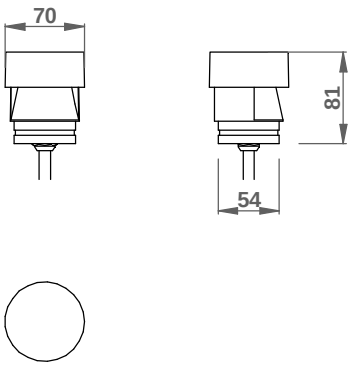


**H 1.E**

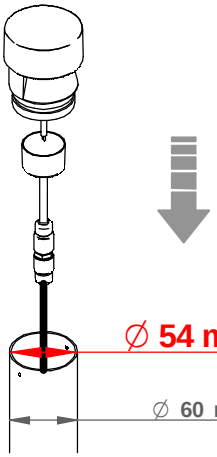

TIPICAMENTE PALO IN PVC, VETRORESINA.

*USUALLY PVC, FIBERGLASS POLES.*

Ø 54 mm

Ø 60 mm

**H 2.E**



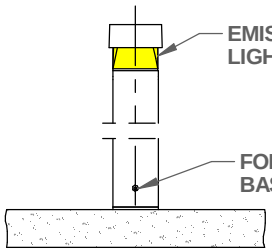


**PER VERSIONI CON OTTICA 180°, LA BASE O LA STAFFA VANNO BLOCCATE A TERRA CON UNO DEI FORI RIVOLTI IN DIREZIONE DEL'EMISSIONE LUMINOSA DESIDERATA.**

***FOR VERSIONS WITH 180° OPTIC, THE BASE OR THE BRACKET MUST BE LOCKED TO THE GROUND WITH ONE OF THE HOLES FACING THE DIRECTION OF THE DESIRED LIGHT EMISSION***

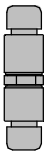

**IL CONNETTORE INCLUSO PRESENTA I MORSETTI L-N-E. NON USARE "E" SE IL PRODOTTO E' CERTIFICATO CLASSE 2**

***THE INCLUDED CONNECTOR HAS L-N-E MARKED CALMPS- DO NOT USE THE "E" IF THE LIGHT FITTING IS CLASS 2 RATED***

**CABLAGGIO / *WIRING***

**1**



**TUTTE LE OPERAZIONI DI COLLEGAMENTO ALLA RETE ELETTRICA DEVONO ESSERE CONDOTTE IN MANCANZA DI TENSIONE**

***ALL THE WIRING OPERATION MUST BE PERFORMED WITH MCB IN OFF POSITION***

**2**

**SE IL PRODOTTO E' DEFINITO IN CLASSE 1, IL CONDUTTORE DI MESSA A TERRA DI PROTEZIONE DEVE ESSERE SEMPRE COLLEGATO**

***IF THE FITTING IS CLASS 1 RATED, THE CPC | EARTH | PE CONDUCTOR MUST BE CONNECTED***

**3**

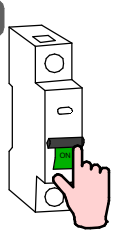

**SE L'IMPIANTO E' STATO COMPLETATO ED E' IN SICUREZZA, PUO' ESSERE ALIMENTATO**

***WHEN THE CIRCUIT IS COMPLETED AND SAFE, MCB CAN BE SET IN ON POSITION***

**SERIE / *SERIES*: BUZZER**

**BRAND: i-LèD**

MARRONE / BROWN = LINEA / *LINE*
AZZURRO / LIGHT BLUE = NEUTRO / *NEUTRAL*
GIALLO-VERDE / YELLOW-GREEN = TERRA / EARTH CPC | PE

**CABLAGGIO IN PARALLELO | *PARALLEL WIRING***
**TENSIONE DI RETE | *MAINS VOLTAGE***

**AC**

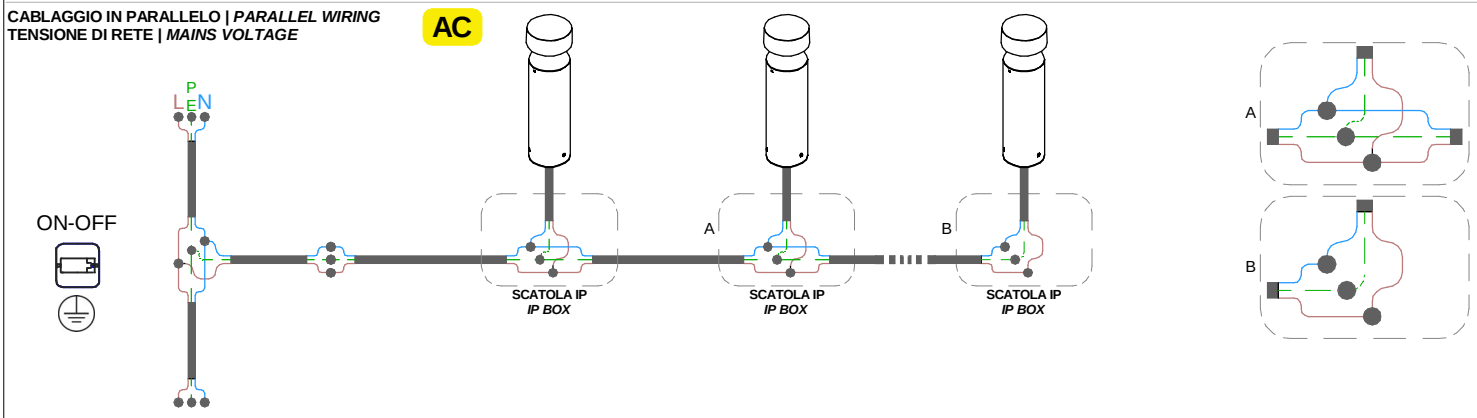


**CABLAGGIO IN PARALLELO | *PARALLEL WIRING***
**TENSIONE DI RETE | *MAINS VOLTAGE***

**AC**

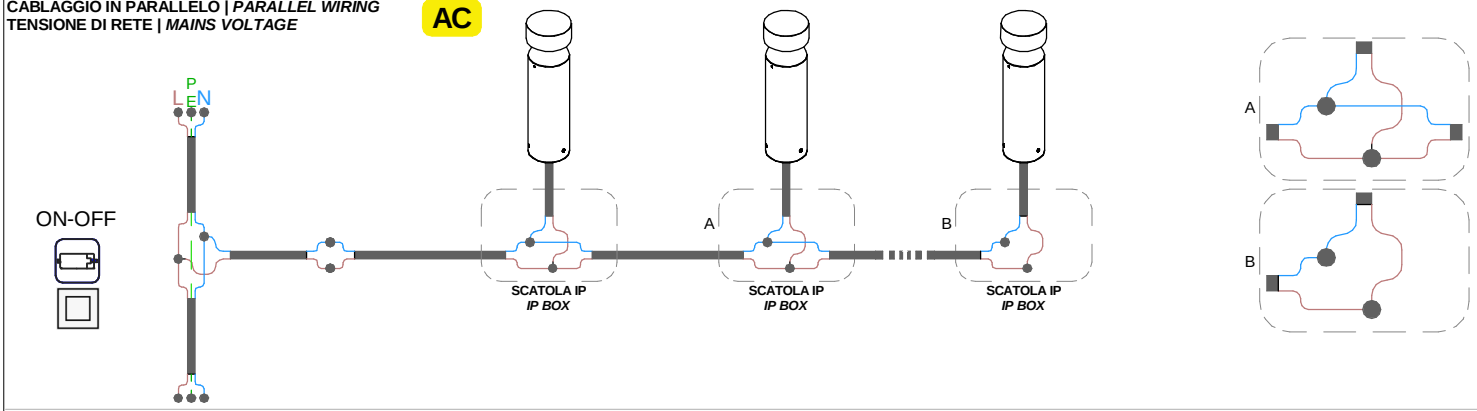


**CABLAGGIO IN PARALLELO | *PARALLEL WIRING***
**TENSIONE DI RETE | *MAINS VOLTAGE***

**AC**

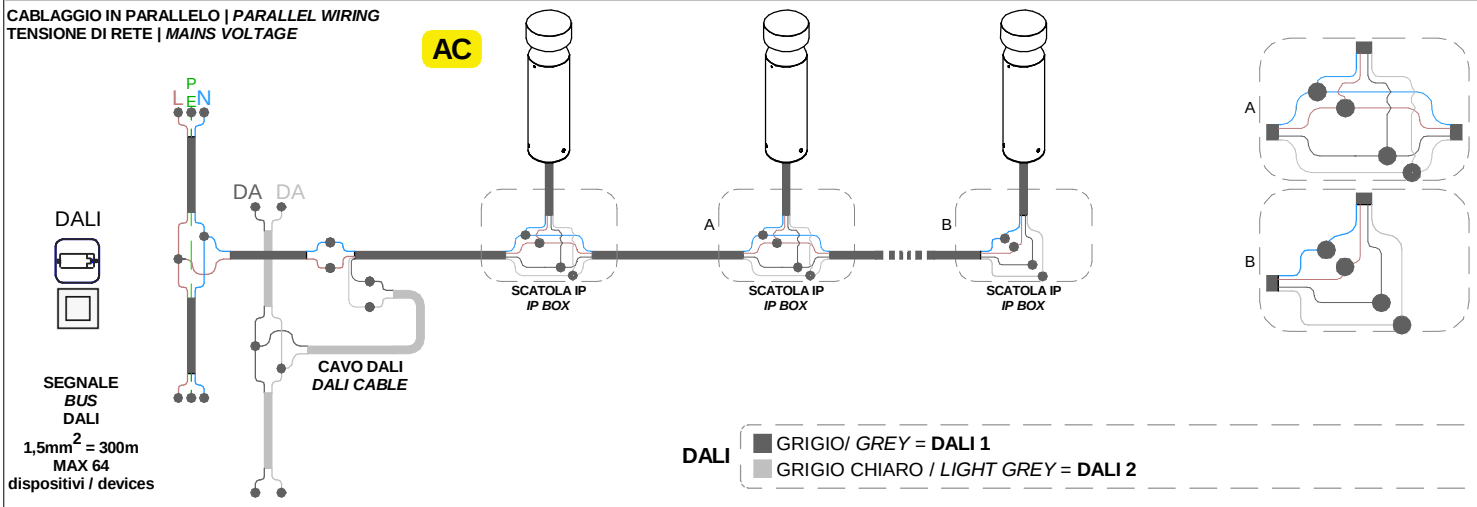


**SEGNALE *BUS* DALI**
**1,5mm$^2$ = 300m**
**MAX 64**
**dispositivi / devices**

**DALI**
GRIGIO/ *GREY* = **DALI 1**
GRIGIO CHIARO / *LIGHT GREY* = **DALI 2**

**CABLAGGIO IN SERIE | CORRENTE COSTANTE**
***SERIES WIRING | CONSTANT CURRENT***

**CC**

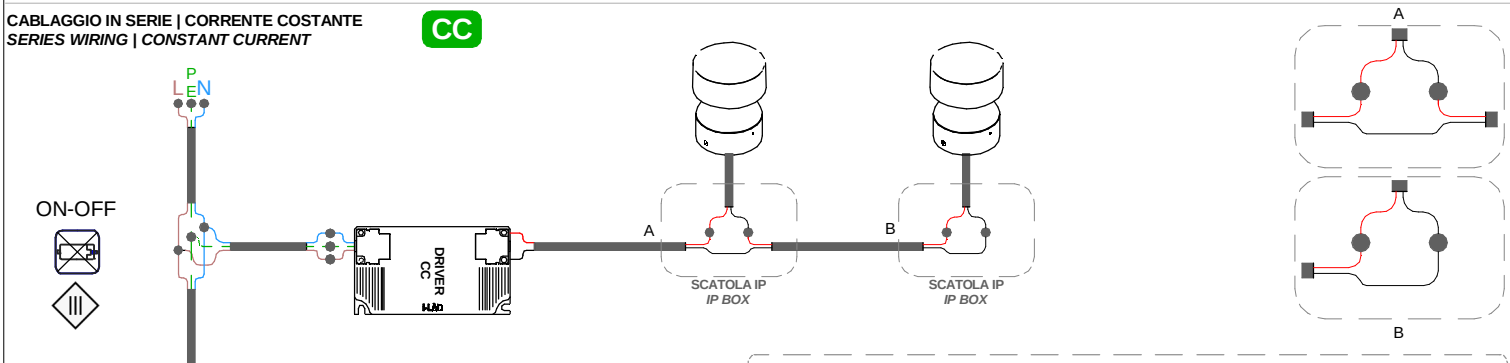


NERO/*BLACK* = **NEGATIVO - / *NEGATIVE* -**
ROSSO/*RED* = **POSITIVO + / *POSITIVE* +**

**DALI**
GRIGIO/ *GREY* = **DALI 1**
GRIGIO CHIARO / *LIGHT GREY* = **DALI 2**

| | | | |
|---|---|---|---|
| linea light group | **ISTRUZIONI DI MONTAGGIO** *MOUNTING INSTRUCTIONS* | **REVISIONE N°.** *REVISION N°.* | **DATA** |
| | | **Rev. 3** | **10/2/2026** |

FGI00488C

**SERIE / *SERIES*: BUZZER MICRO**
**BRAND: i-LèD**

**CONNESIONE IP** *IP CONNECTION*

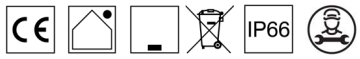


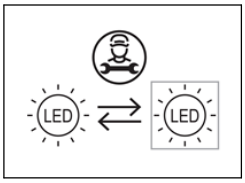


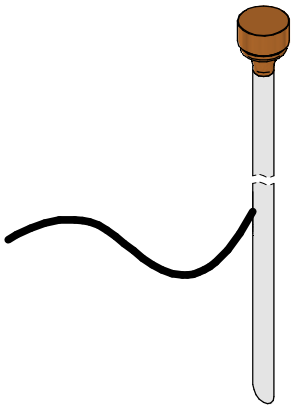

**CODICI / *CODES***

| CODE | Dimensions [mm] | Power [W] | Voltage [V] | Current [mA] | Weight [Kg] | Safety Class | IP | IK | CRI | CCT [K°] - Energy Class 2200 | 2700 | 3000 | 4000 | N° Light Source | Conn. Type |
|---|---|---|---|---|---|---|---|---|---|---|---|---|---|---|---|
| **C01254** | Ø30 x 636 h | 2 | 3 | 600 | 0,2 | **3** | 66 | 9 | 80 | F | D | D | D | 1 | Y |

Ta -20°C ÷ +50°C

**ACCESSORI NON INCLUSI**
***NOT INCLUDED ACCESSORIES***

***CONNETTORE IP 68 2 POLI***
***IP68 CONNECTOR 2 POLES***



**98990**

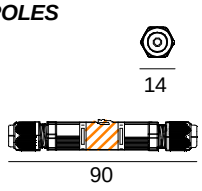


**DIMENSIONI / *DIMENSIONS***

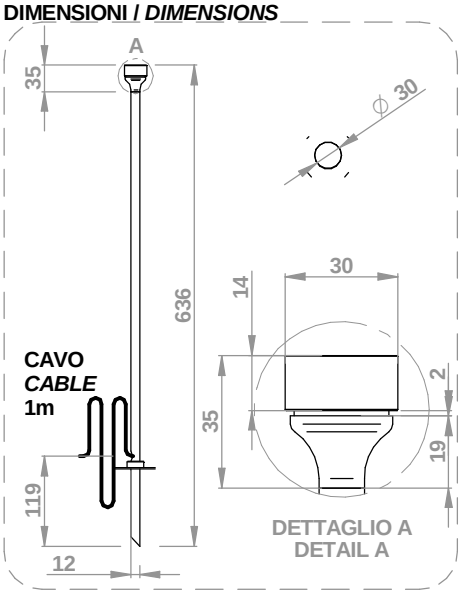


**INSTALLAZIONE / *INSTALLATION***

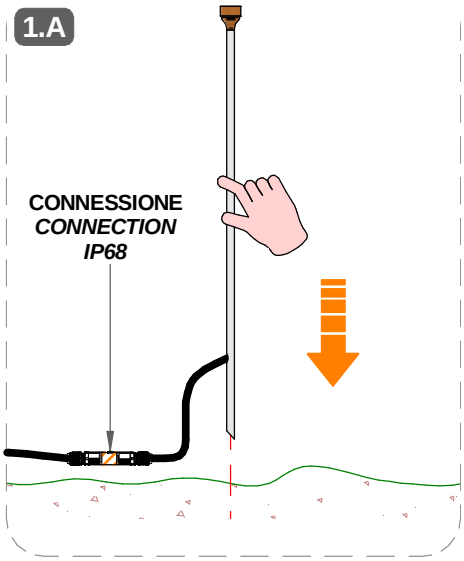


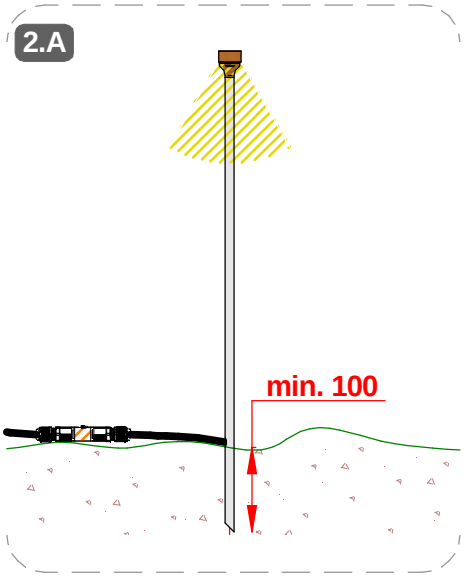


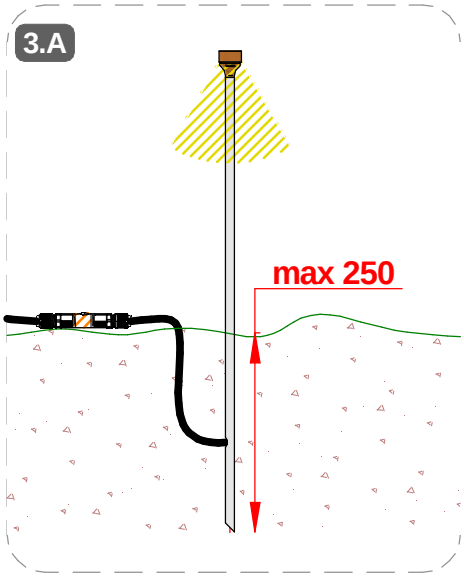

**SERIE / *SERIES*: BUZZER MICRO**

**BRAND: i-LèD**

IP68 **CONNESIONE IP** *IP CONNECTION*

**INSTALLAZIONE CON BASE STABILIZZANTE / *INSTALLATION WITH STABILIZING BASE***

**1.B**

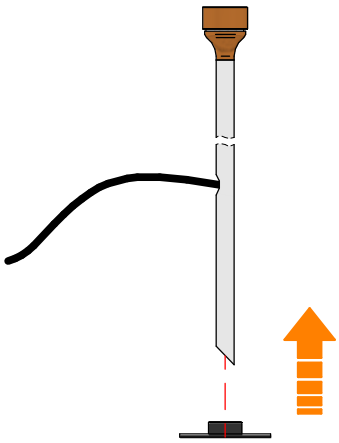

**2.B**

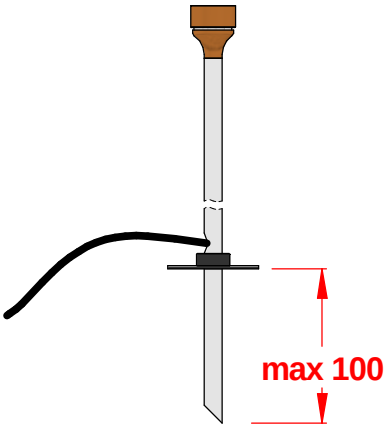


**3.B**

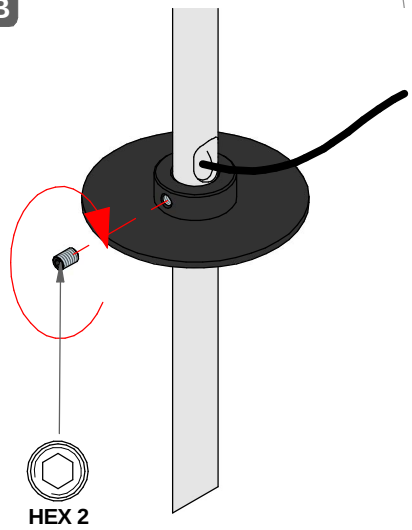


**4.B**

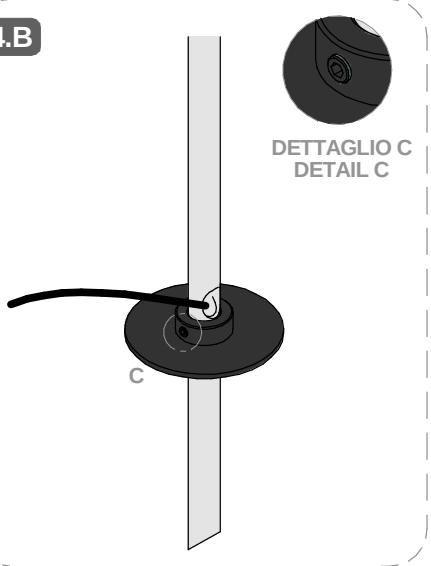


**5.B**

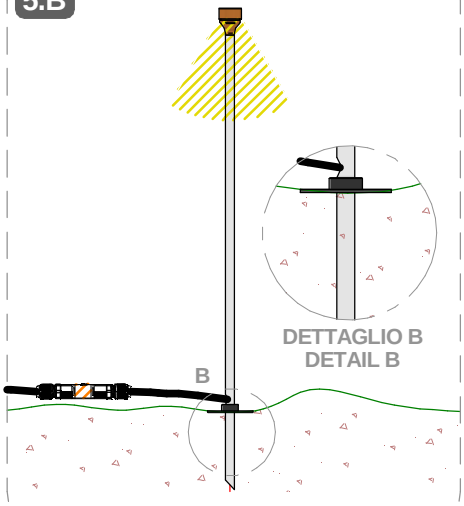

**SERIE / *SERIES*: BUZZER MICRO**

**BRAND: i-LèD**

MARRONE / BROWN = LINEA / *LINE*
AZZURRO / LIGHT BLUE = NEUTRO / *NEUTRAL*
GIALLO-VERDE / YELLOW-GREEN = TERRA / EARTH CPC | PE

## CABLAGGIO / *WIRING*

**1**

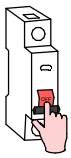

TUTTE LE OPERAZIONI DI COLLEGAMENTO ALLA RETE ELETTRICA DEVONO ESSERE CONDOTTE IN MANCANZA DI TENSIONE

*ALL THE WIRING OPERATION MUST BE PERFORMED WITH MCB IN OFF POSITION*

**2**



SE IL PRODOTTO E' DEFINITO IN CLASSE 1, IL CONDUTTORE DI MESSA A TERRA DI PROTEZIONE DEVE ESSERE SEMPRE COLLEGATO

*IF THE FITTING IS CLASS 1 RATED, THE CPC | EARTH | PE CONDUCTOR MUST BE CONNECTED*

**3**

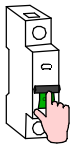

SE L'IMPIANTO E' STATO COMPLETATO ED E' IN SICUREZZA, PUO' ESSERE ALIMENTATO

*WHEN THE CIRCUIT IS COMPLETED AND SAFE, MCB CAN BE SET IN ON POSITION*

SE IL PRODOTTO E' DEFINITO IN CLASSE 3, IL CIRCUITO SECONDARIO A BASSA TENSIONE DEVE ESSERE COLLEGATO ALL'ALIMENTATORE PRIMA CHE QUESTO SIA SOTTO TENSIONE

*IF THE FITTING IS CLASS 3 RATED, THE LOW VOLTAGE CIRCUIT MUST BE WIRED BEFORE THE POWER SUPPLY IS POWERED ON*

SE IL CARICO VENISSE COLLEGATO AD ALIMENTATORE SOTTO TENSIONE, I PRODOTTI POTREBBERO DANNEGGIARSI, SUBENDO UN DANNO DA SOVRATENSIONE

*IF THE LOAD IS WIRED TO AN ALREADY ON POWER SUPPLY, THE FITTINGS COULD BE DAMAGED BY VOLTAGE SURGE*

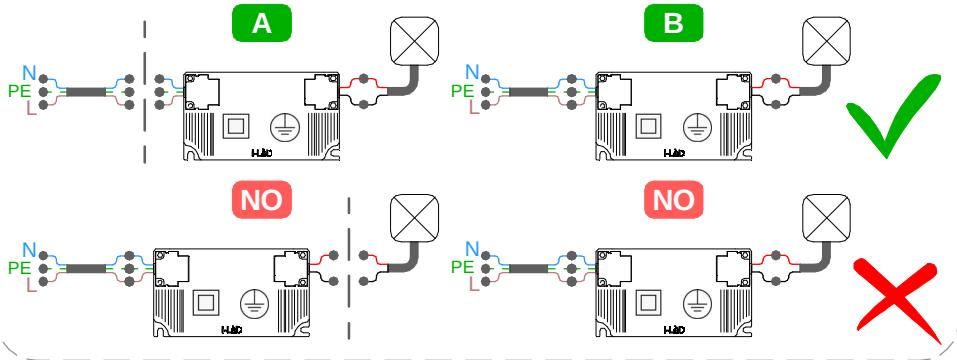


SI PREGA SEGUIRE LE BUONE PRATICHE DI DIMENSIONAMENTO E SEZIONAMENTO DELL'IMPIANTO ELETTRICO, TENENDO PRESENTE: LE CARATTERISTICHE DELL' INTERRUTTORE DIFFERENZIALE ED IL NUMERO DI ARTICOLI COLLEGATI ALLA LINEA ELETTRICA; QUESTO PER AGEVOLARE L'IDENFICAZIONE DI EVENTUALI ANOMALIE SULLA LINEA ELETTRICA

*PLEASE FOLLOW THE BEST PRACTICES IN ELECTRICAL SYSTEM DESIGN, PAING ATTENTION TO THE RCCB SWITCH CHARACTERISTICSAND THE NUMBER OF FITTINGS CONNECTED TO THE ELETRICAL LINE; THIS HELPS TO INDETIFY POSSIBLE ANOMALIES ON THE ELETRICAL LINE*

### TIPO DI CONNESSIONE
### *TYPE OF CONNECTION*

**X:** Se il cavo flessibile esterno di questo apparecchio è danneggiato, deve essere sostituito da un cavo speciale, disponibile esclusivamente presso il fabbricante, o il suo servizio di assistenza.
*X: If the external flexible cable of this appliance is dameged, it must be replaced with a special cable, which is only avaible from the manufacturer or its service department.*

**Y:** Se il cavo flessibile esterno di questo apparecchio è danneggiato, deve essere sostituito esclusivamente dal fabbricante, dal suo servizio di assistenza o da personale qualificato equivalente, al fine di evitare pericoli.
*Y: If the external flexible cable of this appliance is dameged, it must only be replaced by the manufacturer, its service department or equivalent qualified personell in order to avoid danger.*

**Z:** Il cavo flessibile esterno di questo apparecchio non può essere sostituito; se il cavo è danneggiato l'apparecchio deve essere distrutto.
*Z: The external flexible cable fo this appliance cannot be replaced; if the cable is dameged, the appliance must be destroyed.*

**CC** N° DI PRODOTTI PER ALIMENTATORE — N° MAX *DEVICES*

N° OF LIGHT FITTINGS PER DRIVER

| CODICE *CODE* | *TIPO TYPE* | MIN | MAX |
|---|---|---|---|
| 89420 | ON-OFF | 1 | 2 |
| C-E200008 | ON-OFF | 1 | 1 |
| 99186 | ON-OFF | 6 | 12 |
| C-E200002 | DALI 2 -PUSH | 3 | 12 |

**MCB** N° DI PRODOTTI PER MAGNETORTERMICO

*N° OF LIGHT FITTINGS PER MCB*

| CODICE *CODE* | B10 | B16 | B20 | C10 | C16 | C20 |
|---|---|---|---|---|---|---|
| 89420 | 65 | 105 | 131 | 109 | 175 | 219 |
| C-E200008 | 42 | 67 | 85 | 49 | 79 | 98 |
| 99186 | 27 | 44 | 55 | 46 | 74 | 92 |
| C-E200002 | 42 | 67 | 85 | 49 | 79 | 98 |

**Per ridurre il rischio di strangolamento, il cavo flessibile collegato all'aparecchio deve essere efficacemente fissato alla parete, se si trova all'interno del volume di accessibilità.**
***To reduce the risk of strangulation, the flexible cable connected to the device must be securely fixed to the wall if it is located within the accessible area.***

**SERIE / *SERIES*: BUZZER MICRO**

**BRAND: i-LèD**

MARRONE / BROWN = LINEA / *LINE*
AZZURRO / LIGHT BLUE = NEUTRO / *NEUTRAL*
GIALLO-VERDE / YELLOW-GREEN = TERRA / EARTH CPC | PE

**CABLAGGIO IN SERIE | CORRENTE COSTANTE**
***SERIES WIRING | CONSTANT CURRENT***

CC

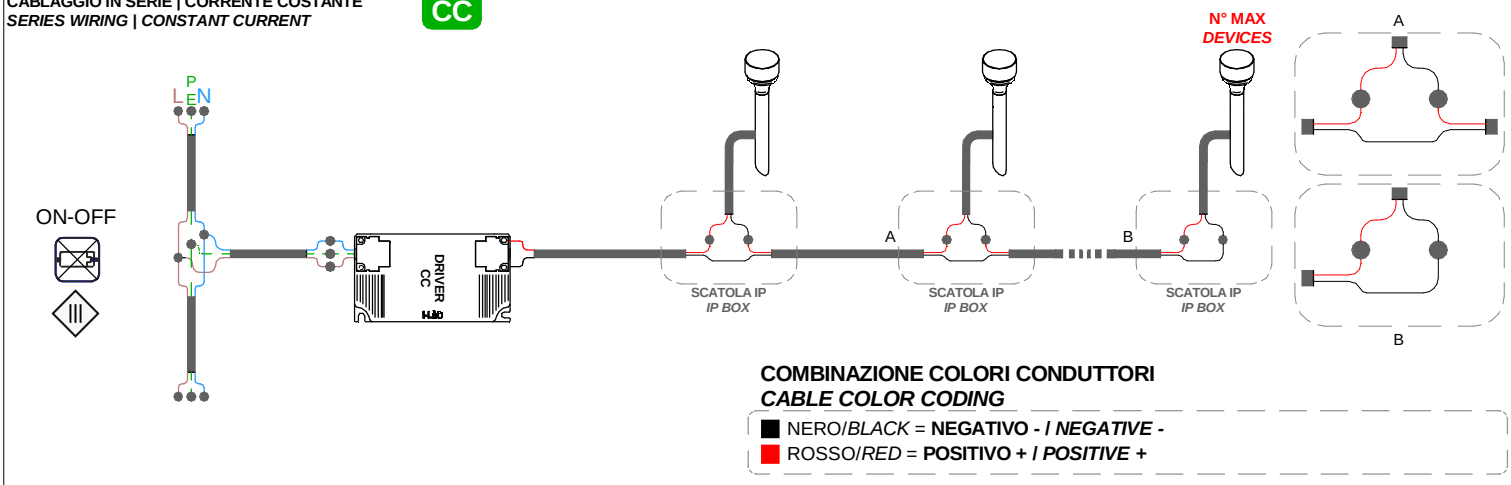


**COMBINAZIONE COLORI CONDUTTORI**
***CABLE COLOR CODING***

- NERO/*BLACK* = **NEGATIVO - / *NEGATIVE* -**
- ROSSO/*RED* = **POSITIVO + / *POSITIVE* +**

**CABLAGGIO IN SERIE | CORRENTE COSTANTE**
***SERIES WIRING | CONSTANT CURRENT***

CC

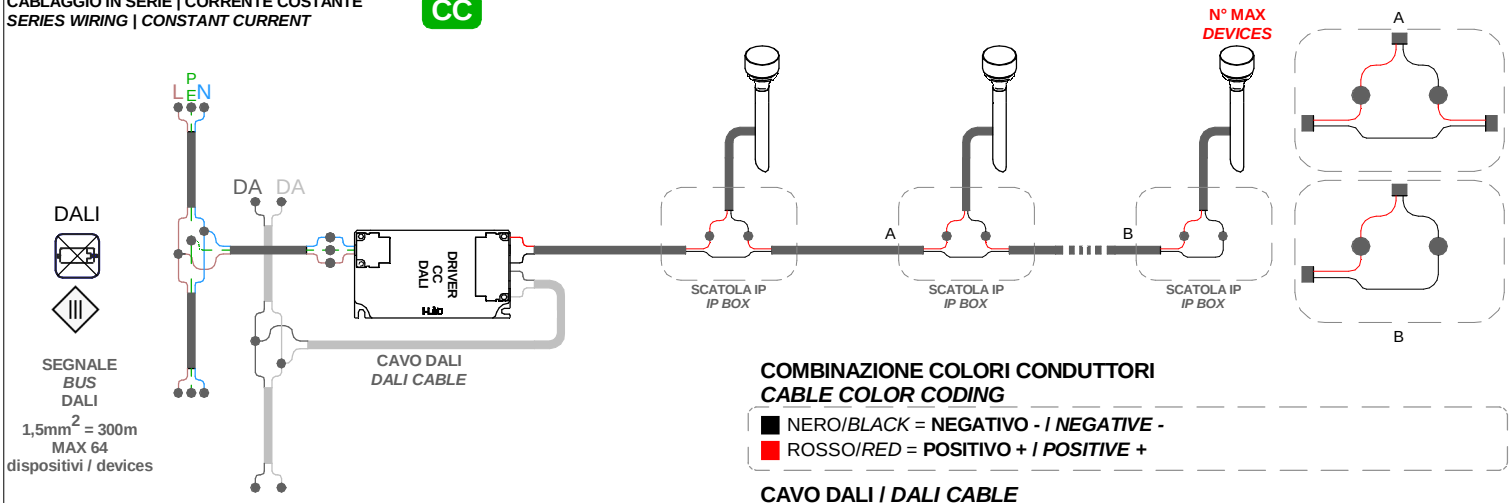


**COMBINAZIONE COLORI CONDUTTORI**
***CABLE COLOR CODING***

- NERO/*BLACK* = **NEGATIVO - / *NEGATIVE* -**
- ROSSO/*RED* = **POSITIVO + / *POSITIVE* +**

**CAVO DALI / *DALI CABLE***

**DALI**

- GRIGIO/ *GREY* = **DALI 1**
- GRIGIO CHIARO / *LIGHT GREY* = **DALI 2**

**CABLAGGIO IN SERIE | CORRENTE COSTANTE**
***SERIES WIRING | CONSTANT CURRENT***

CC

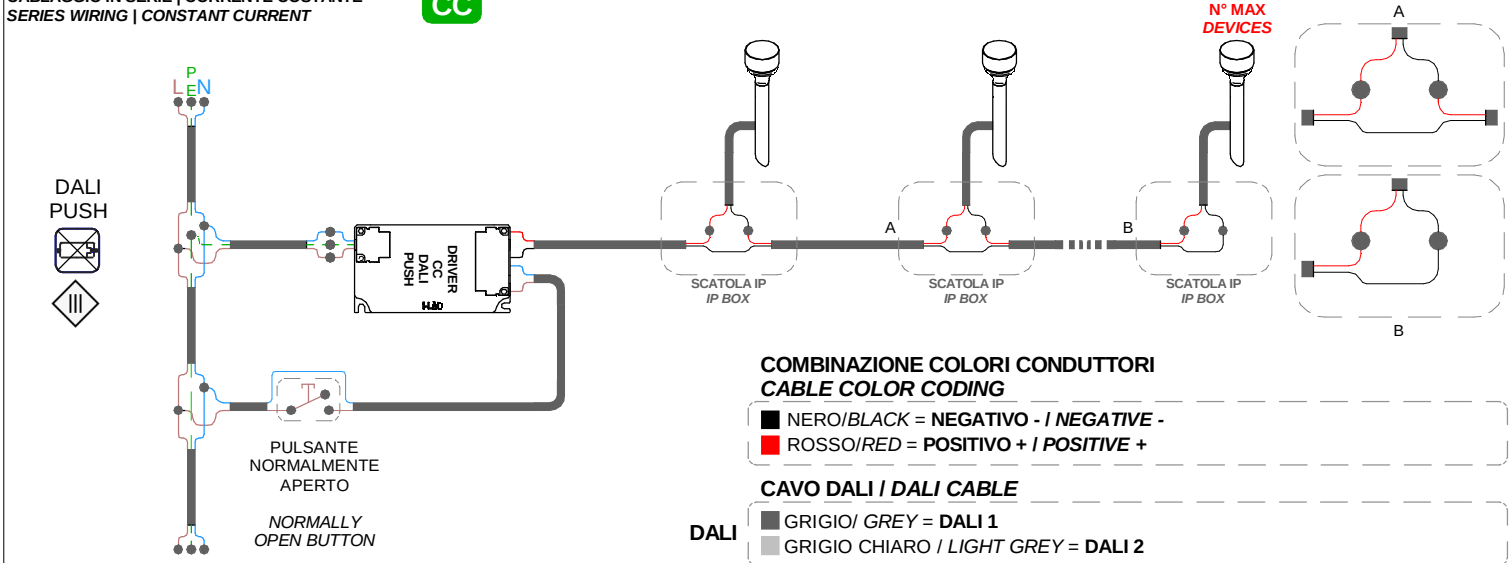


**COMBINAZIONE COLORI CONDUTTORI**
***CABLE COLOR CODING***

- NERO/*BLACK* = **NEGATIVO - / *NEGATIVE* -**
- ROSSO/*RED* = **POSITIVO + / *POSITIVE* +**

**CAVO DALI / *DALI CABLE***

**DALI**

- GRIGIO/ *GREY* = **DALI 1**
- GRIGIO CHIARO / *LIGHT GREY* = **DALI 2**