SERIE / *SERIES*: NAIL MICRO

BRAND: i-LèD



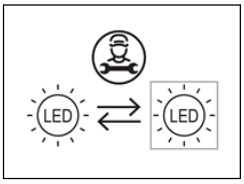

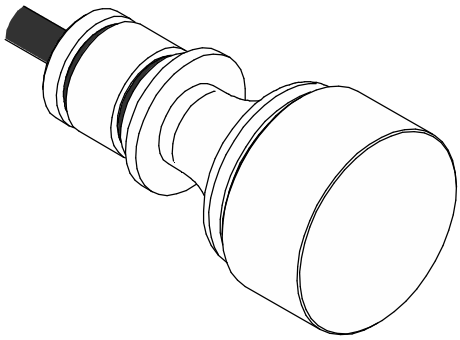

CODICI / CODES

CODE	Dimensions [mm]	Power [W]	Voltage [V]	Current [mA]	Weight [Kg]	Safety Class	IP	IK	CRI	CCT [K°] - Energy Class				N° Light Source
										2200	2700	3000	4000	
C01255	Ø30 x 55 h	2	3	600	0.05	**3**	65	9	80	F	D	D	D	1

Ta -20°C ÷ +50°C

DIMENSIONI | *DIMENSIONS*

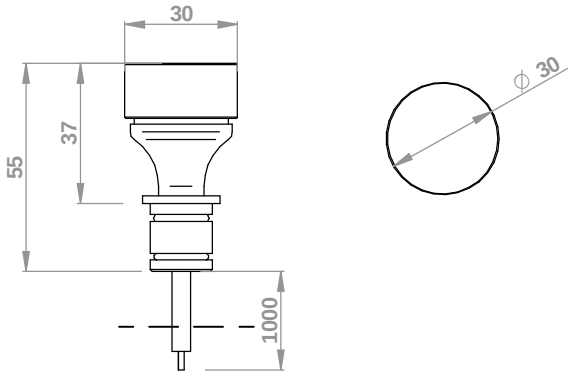

SERIE / *SERIES*: NAIL MICRO

BRAND: i-LèD

ACCESSORI NON INCLUSI | *NOT INCLUDED ACCESSORIES*

CONTROCASSA
OUTER CASING

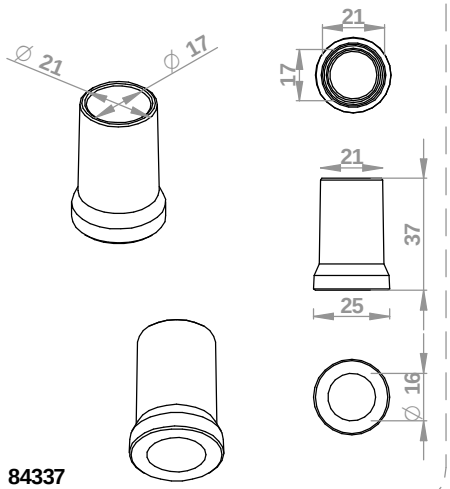

84337

PRE-INSTALLAZIONE / *PRE-INSTALLATION*

1

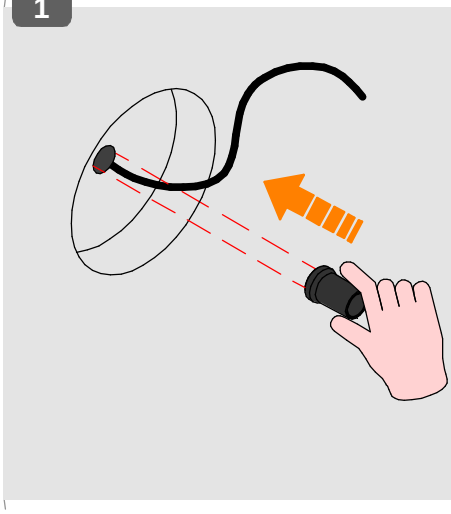

2

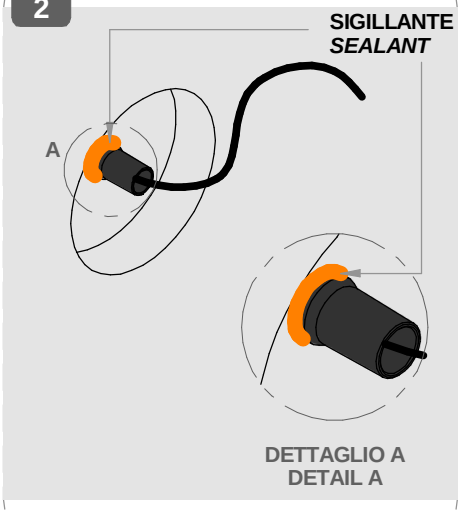

INSTALLAZIONE / *INSTALLATION*

3

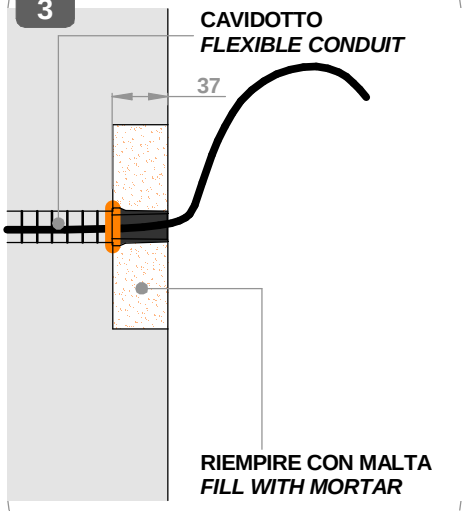

4

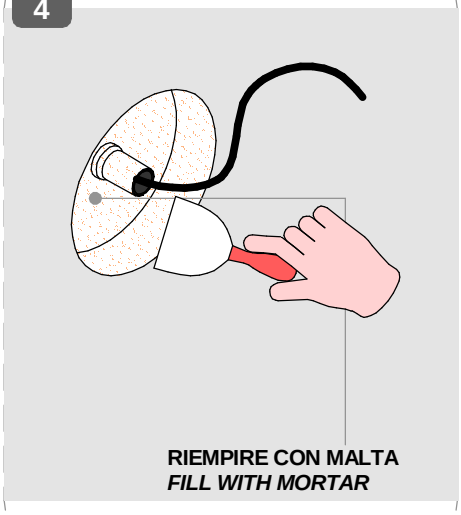

5

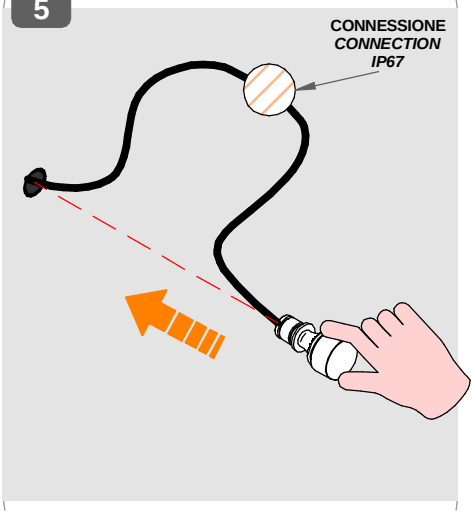

6

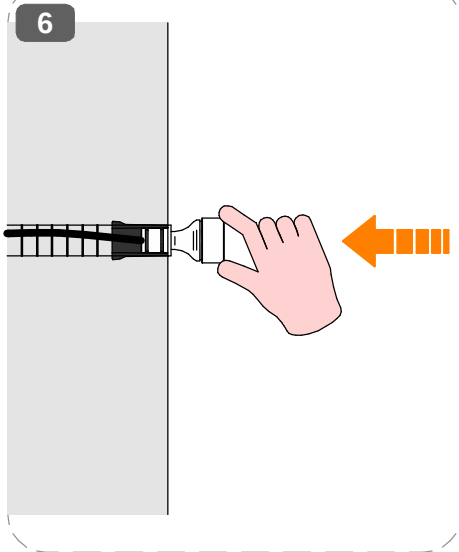

7

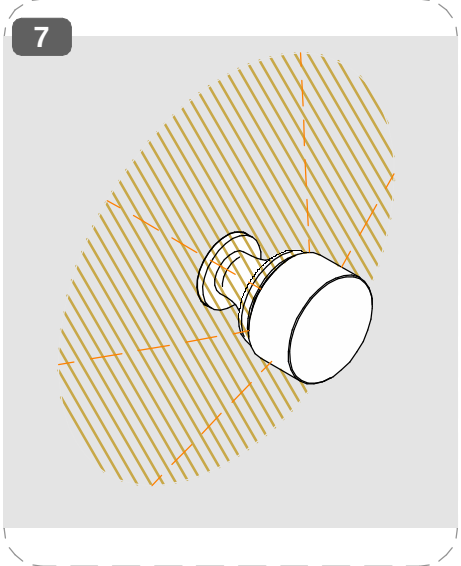

E' POSSIBILE LA VERNICIATURA CON PRODOTTO FINITURA BIANCA, PROTEGGERE LE PARTI INDICATE
PAINTING IS POSSIBLE STARTING FROM THE WHITE FINISH, PROTECT THE HIGHLIGHTED PART

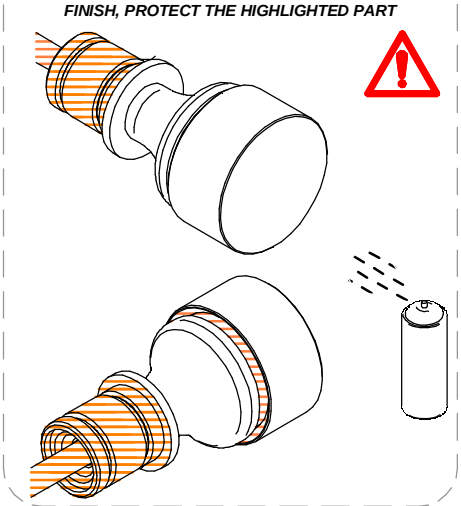

SERIE / *SERIES*: NAIL MICRO

BRAND: i-LèD

MARRONE / BROWN = LINEA / *LINE*
AZZURRO / LIGHT BLUE = NEUTRO / *NEUTRAL*
GIALLO-VERDE / YELLOW-GREEN = TERRA / EARTH CPC | PE

CABLAGGIO / *WIRING*

1 TUTTE LE OPERAZIONI DI COLLEGAMENTO ALLA RETE ELETTRICA DEVONO ESSERE CONDOTTE IN MANCANZA DI TENSIONE

ALL THE WIRING OPERATION MUST BE PERFORMED WITH MCB IN OFF POSITION

2 SE IL PRODOTTO E' DEFINITO IN CLASSE 1, IL CONDUTTORE DI MESSA A TERRA DI PROTEZIONE DEVE ESSERE SEMPRE COLLEGATO

IF THE FITTING IS CLASS 1 RATED, THE CPC | EARTH | PE CONDUCTOR MUST BE CONNECTED

3 SE L'IMPIANTO E' STATO COMPLETATO ED E' IN SICUREZZA, PUO' ESSERE ALIMENTATO

WHEN THE CIRCUIT IS COMPLETED AND SAFE, MCB CAN BE SET IN ON POSITION

SE IL PRODOTTO E' DEFINITO IN CLASSE 3, IL CIRCUITO SECONDARIO A BASSA TENSIONE DEVE ESSERE COLLEGATO ALL'ALIMENTATORE PRIMA CHE QUESTO SIA SOTTO TENSIONE

IF THE FITTING IS CLASS 3 RATED, THE LOW VOLTAGE CIRCUIT MUST BE WIRED BEFORE THE POWER SUPPLY IS POWERED ON

SE IL CARICO VENISSE COLLEGATO AD ALIMENTATORE SOTTO TENSIONE, I PRODOTTI POTREBBERO DANNEGGIARSI, SUBENDO UN DANNO DA SOVRATENSIONE

IF THE LOAD IS WIRED TO AN ALREADY ON POWER SUPPLY, THE FITTINGS COULD BE DAMAGED BY VOLTAGE SURGE

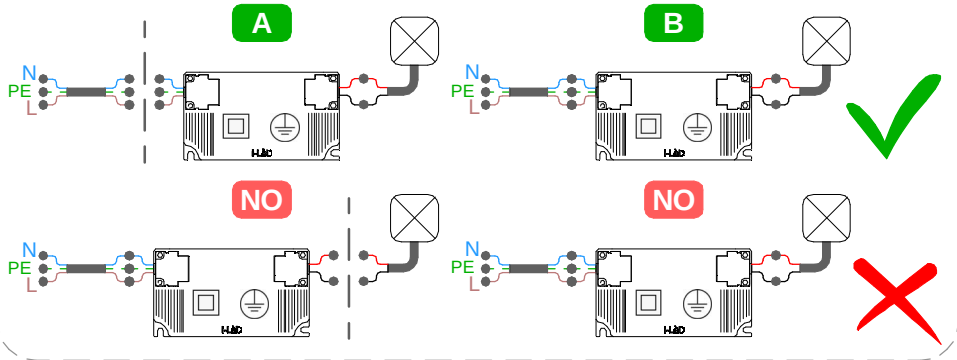

CC N° DI PRODOTTI PER ALIMENTATORE *N° MAX DEVICES*

N° OF LIGHT FITTINGS PER DRIVER

CODICE *CODE*	*TIPO TYPE*	MIN	MAX
89420	ON-OFF	1	2
C-E200008	ON-OFF	1	1
99186	ON-OFF	6	12
C-E200002	DALI 2 -PUSH	3	12

Per ridurre il rischio di strangolamento, il cavo flessibile collegato all'aparecchio deve essere efficacemente fissato alla parete, se si trova all'interno del volume di accessibilità.

To reduce the risk of strangulation, the flexible cable connected to the device must be securely fixed to the wall if it is located within the accessible area.

MCB N° DI PRODOTTI PER MAGNETORTERMICO

N° OF LIGHT FITTINGS PER MCB

CODICE *CODE*	B10	B16	B20	C10	C16	C20
89420	65	105	131	109	175	219
C-E200008	42	67	85	49	79	98
99186	27	44	55	46	74	92
C-E200002	42	67	85	49	79	98

CABLAGGIO IN SERIE | CORRENTE COSTANTE
SERIES WIRING | CONSTANT CURRENT

CC

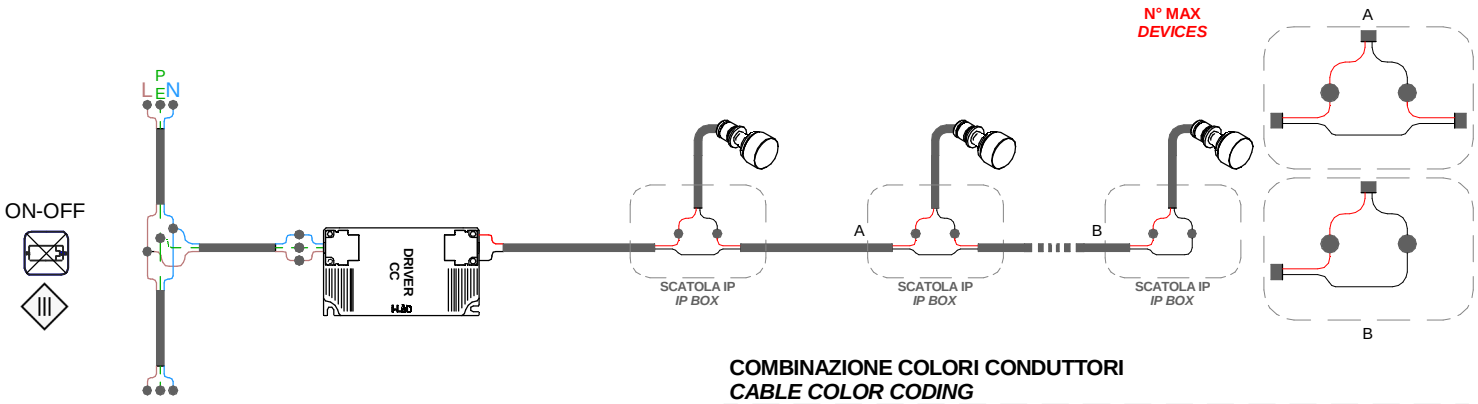

COMBINAZIONE COLORI CONDUTTORI
CABLE COLOR CODING

- NERO/*BLACK* = **NEGATIVO - / *NEGATIVE* -**
- ROSSO/*RED* = **POSITIVO + / *POSITIVE* +**

SERIE / *SERIES*: NAIL MICRO

BRAND: i-LèD

MARRONE / BROWN = LINEA / *LINE*
AZZURRO / LIGHT BLUE = NEUTRO / *NEUTRAL*
GIALLO-VERDE / YELLOW-GREEN = TERRA / EARTH CPC | PE

CABLAGGIO IN SERIE | CORRENTE COSTANTE
SERIES WIRING | CONSTANT CURRENT

CC

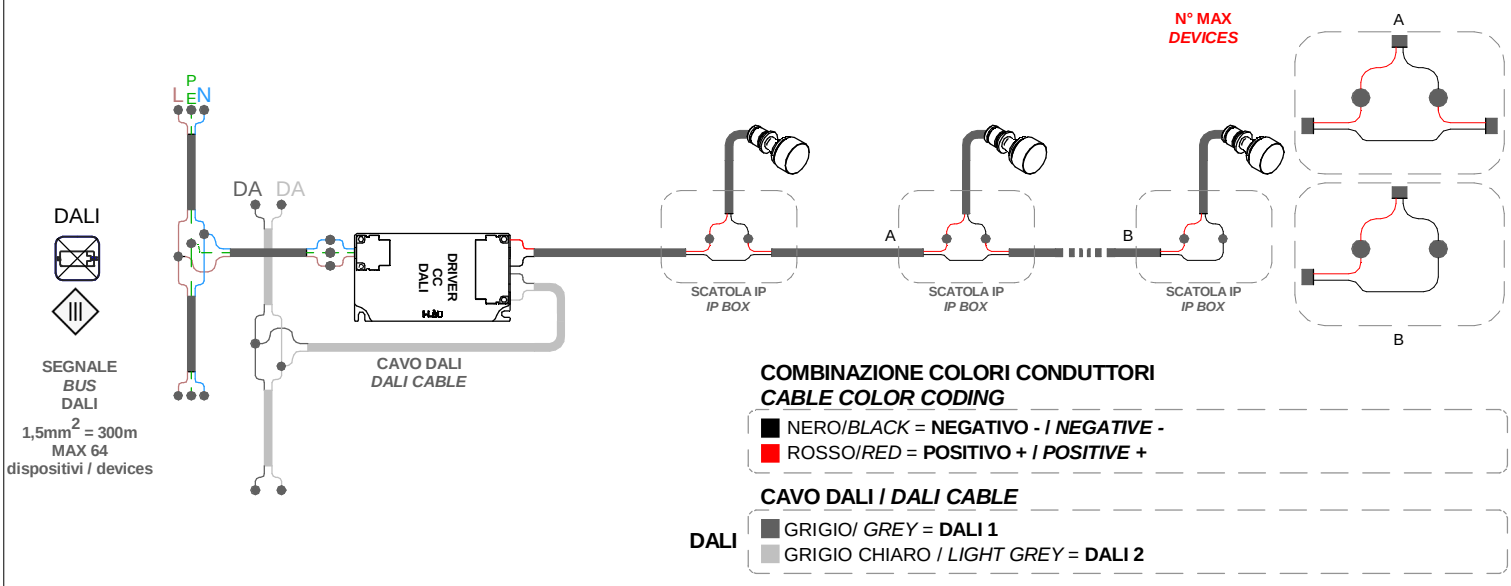

COMBINAZIONE COLORI CONDUTTORI
CABLE COLOR CODING

NERO/*BLACK* = **NEGATIVO - / *NEGATIVE* -**
ROSSO/*RED* = **POSITIVO + / *POSITIVE* +**

CAVO DALI / *DALI CABLE*

DALI
GRIGIO/ *GREY* = **DALI 1**
GRIGIO CHIARO / *LIGHT GREY* = **DALI 2**

CABLAGGIO IN SERIE | CORRENTE COSTANTE
SERIES WIRING | CONSTANT CURRENT

CC

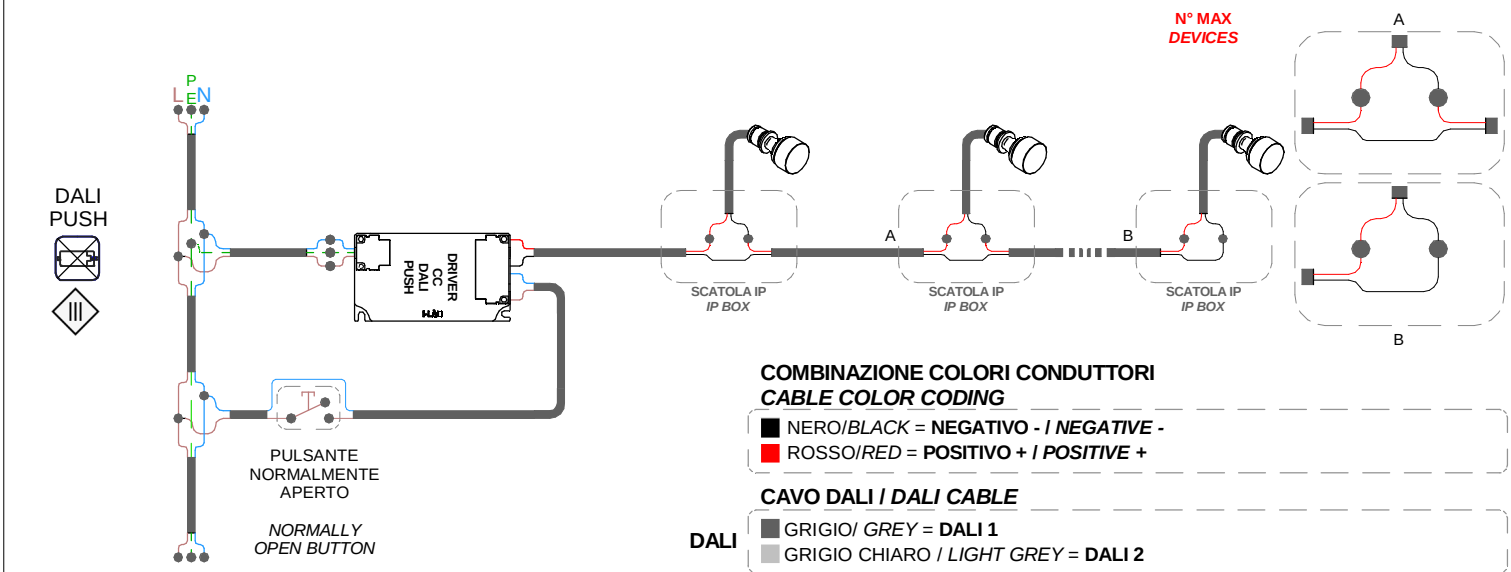

COMBINAZIONE COLORI CONDUTTORI
CABLE COLOR CODING

NERO/*BLACK* = **NEGATIVO - / *NEGATIVE* -**
ROSSO/*RED* = **POSITIVO + / *POSITIVE* +**

CAVO DALI / *DALI CABLE*

DALI
GRIGIO/ *GREY* = **DALI 1**
GRIGIO CHIARO / *LIGHT GREY* = **DALI 2**