SERIE / *SERIES*: SKIN_S, SKIN_F, SKIN_FL, SKIN_Y

BRAND: i-LèD

IP67

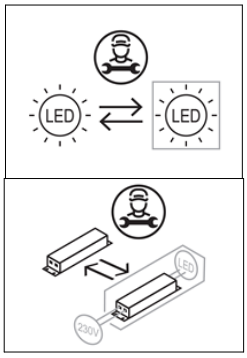

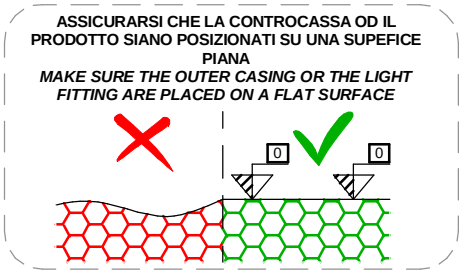

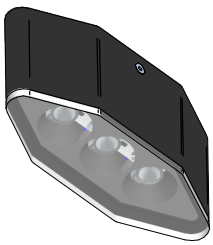

SKIN_S
6 W DC - 6,7 W AC
9,6 W DC - 11 W AC

A

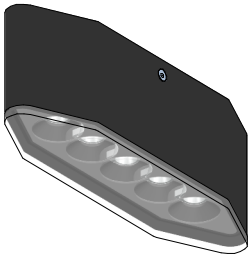

SKIN_S
10 W DC - 11,2 W AC
16,2 W DC - 18 W AC

B

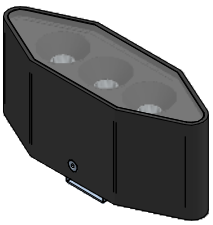

SKIN_F
6 W DC - 6,7 W AC
9,6 W DC - 12 W AC

C



SKIN_F
10 W DC - 11,2 W AC
16,2 W DC - 18 W AC

D

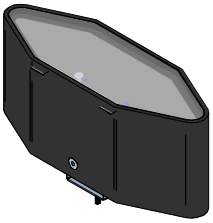

SKIN_FL
2,1 W DC - 2,7 W AC

E

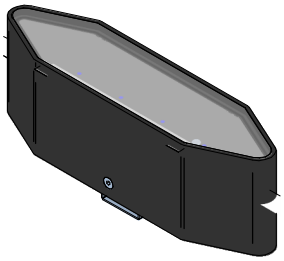

SKIN_FL
3,2 W DC - 3,8 W AC

F

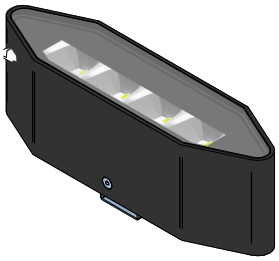

SKIN_Y
12,2 W DC - 14 W AC

G

CODICI | *CODES*

CODE	Type	Input [V]	Dimensions [mm]	Power [W]	Weight [Kg]	Walk Over [Kg]	Drive Over [Kg]	Safety Class	IP	CRI	CCT [°K] - Energy Class			N° Light Source
											2700	3000	4000	
83859	Skin_F	198-264	70x166x57	8,5	1,3	500	-	2	67	80	E	E	E	1
83860														
83861	Skin_S			11	1,4	-								
83862	Skin_F			12	1,3	500								
83863				12										
83864	Skin_S			8,5	1,4	-								
83865	Skin_FL			2,5	1	500					D	D	D	
83866	Skin_F		70x220x57	18	1,6						E	E	E	
83867														
83868	Skin_S				1,5	-								
83869	Skin_F			11,2	1,6	500								
83870														
83871	Skin_S				1,7	-								
83872	Skin_FL			3,8		500					D	D	D	
83873	Skin_Y			14	1,6					92	F	E	F	

***L'insieme faretto + controcassa una volta installati grarantisce la resistenza al carico statico pari a quanto tiportato in tabella.**
***Once installed, the spotlight + housing assembly guarantees static load resistance equal to the values given in the table.**

SERIE / *SERIES*: SKIN_S, SKIN_F, SKIN_FL, SKIN_Y

BRAND: i-LèD

ACCESSORI NON INCLUSI | NOT INCLUDED ACCESSORIES

CONTROCASSA INSTALLAZIONE SEMIRECESSA MURATURA | L 175mm
CONCRETE SEMIRECESSED CASING | L 175mm

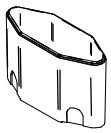

83123

CONTROCASSA INSTALLAZIONE SEMIRECESSA MURATURA | L 229mm
CONCRETE SEMIRECESSED CASING | L 229mm

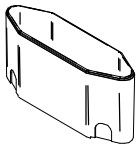

83124

CONTROCASSA INSTALLAZIONE SEMIRECESSA CONTROSOFFITTO L 175mm
SEMIRECESSED FALSE CEILING CASING | L 175mm

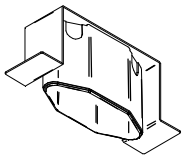

83125

CONTROCASSA INSTALLAZIONE SEMIRECESSA CONTROSOFFITTO L 229mm
SEMIRECESSED FALSE CEILING CASING L 229mm

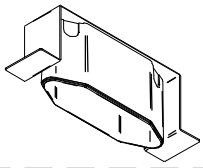

83126

DIMA PER MANTENIMENTO FORMA PRIMA DEL GETTO DI CALCESTRUZZO
TEMPLATE FOR MAINTAINING THE SHAPE BEFORE CONCRETE POURING

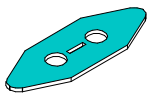

INCLUSA IN TUTTE LE CONTROCASSE
INCLUDED WITH ALL OUTERCASINGS

DIMENSIONI | *DIMENSIONS*

C
E

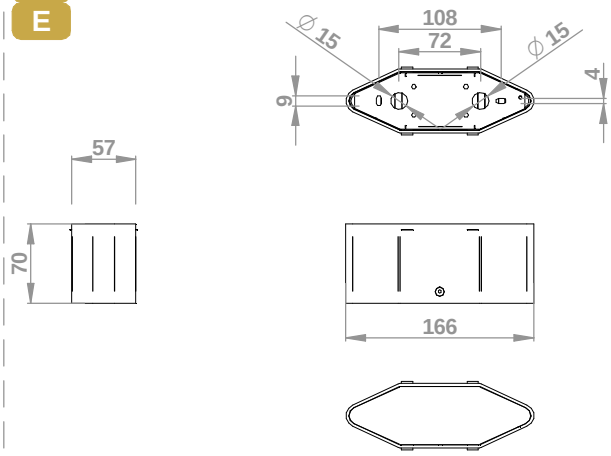

D
F
G

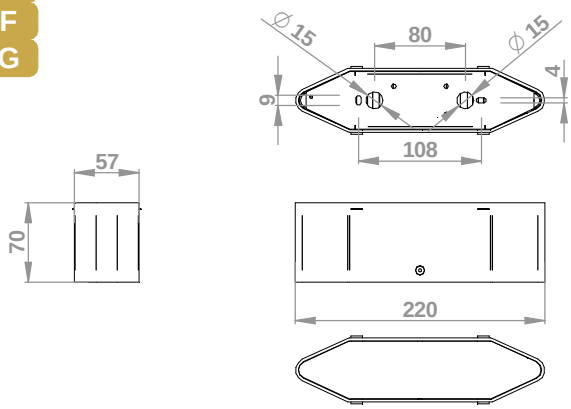

A

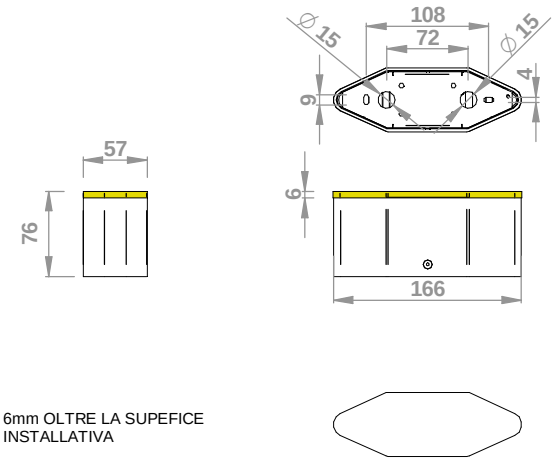

6mm OLTRE LA SUPEFICE INSTALLATIVA

6mm OVER THE INSTALLATION SURFACE

B

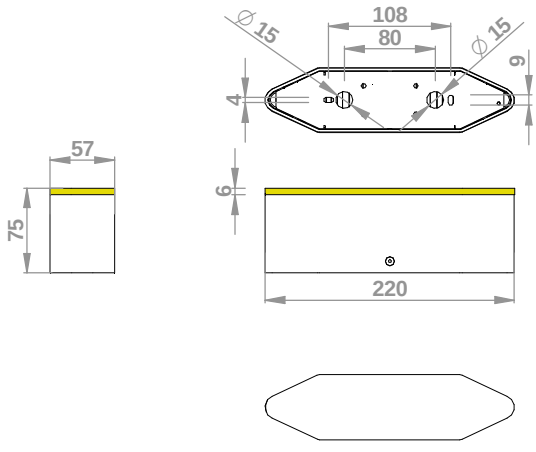

SERIE / *SERIES*: SKIN_S, SKIN_F, SKIN_FL, SKIN_Y

BRAND: i-LèD

CONNESIONE IP
IP CONNECTION

INSTALLAZIONE UPLIGHT A PAVIMENTO AD INCASSO / *RECESSED INGROUND UPLIGHT INSTALLATION*

C D E F G 1.A

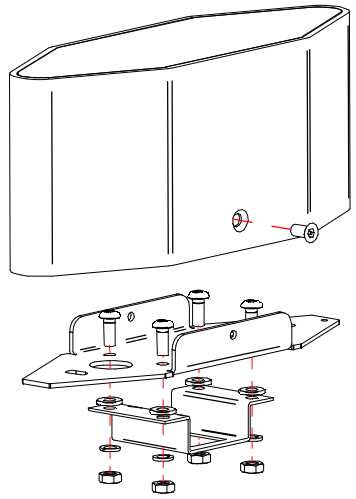

83123 CONTROCASSE
83124 *OUTERCASINGS*

C D E F G 2.A

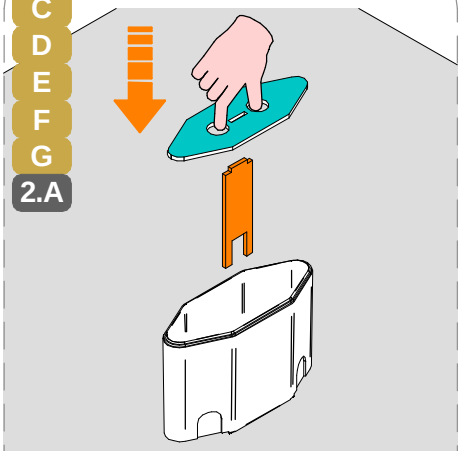

83123 CONTROCASSE
83124 *OUTERCASINGS*

C D E F G 3.A

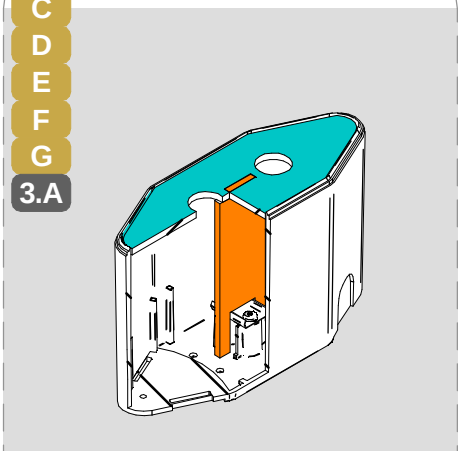

83123 CONTROCASSE
83124 *OUTERCASINGS*

C D E F G 4.A

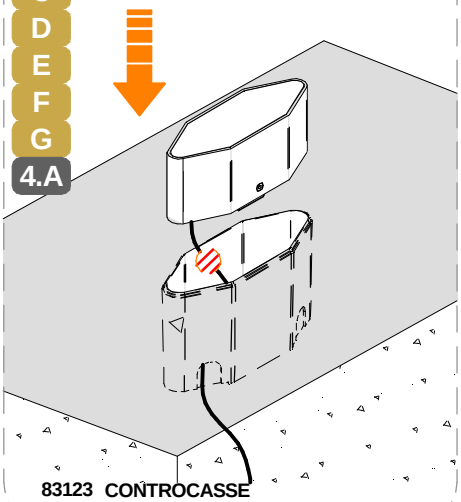

83123 CONTROCASSE
83124 *OUTERCASINGS*

DISINSTALLAZIONE UPLIGHT A PAVIMENTO AD INCASSO / *RECESSED INGROUND UPLIGHT UNINSTALLATION*

C D E F G 1.B

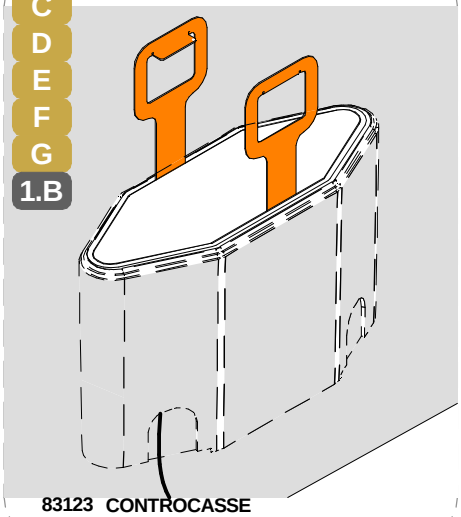

83123 CONTROCASSE
83124 *OUTERCASINGS*

C D E F G 2.B

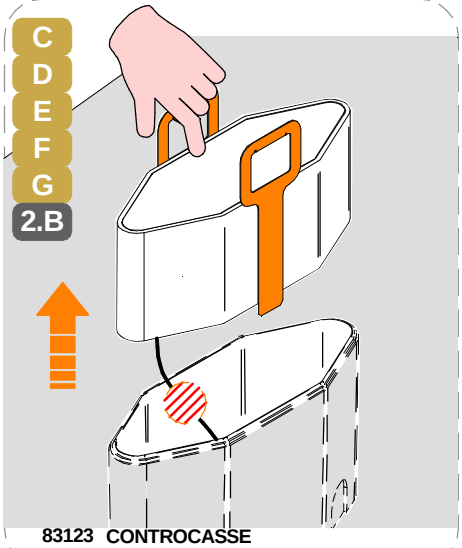

83123 CONTROCASSE
83124 *OUTERCASINGS*

INSTALLAZIONE SUPERFICE | SURFACE INSTALLATION

C D E F G 1.C

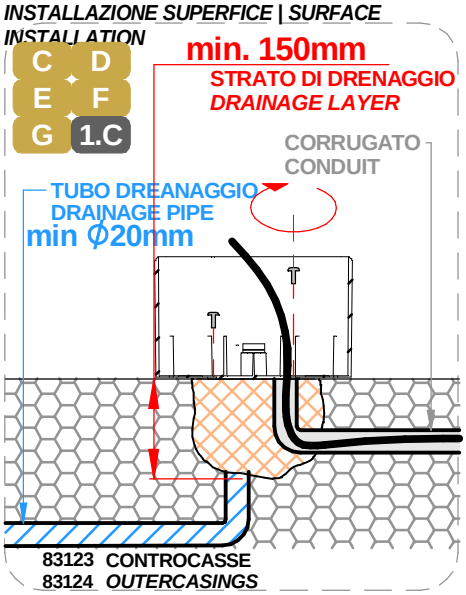

83123 CONTROCASSE
83124 *OUTERCASINGS*

INSTALLAZIONE A TERRA | *IN GROUND INSTALLATION*

C D E F G 1.D

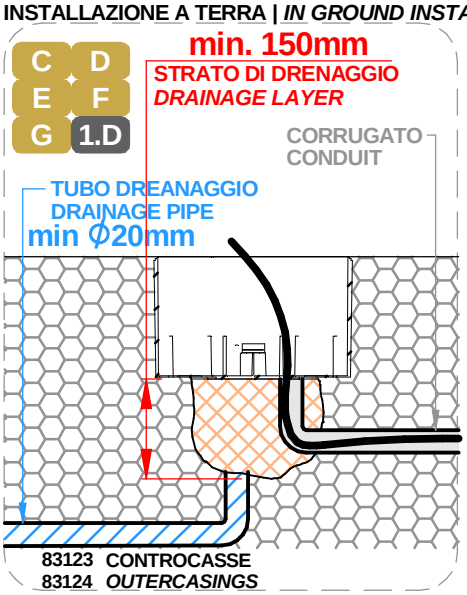

83123 CONTROCASSE
83124 *OUTERCASINGS*

C D E F G 2.C 2.D

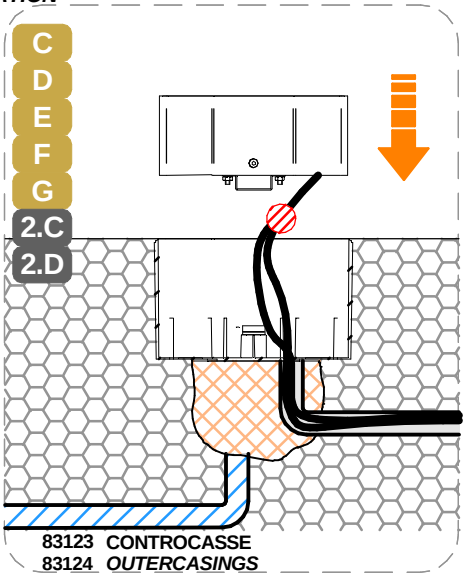

83123 CONTROCASSE
83124 *OUTERCASINGS*

SERIE / *SERIES*: SKIN_S, SKIN_F, SKIN_FL, SKIN_Y

BRAND: i-LED

CONNESIONE IP
IP CONNECTION

C D E F G 2.C 2.D

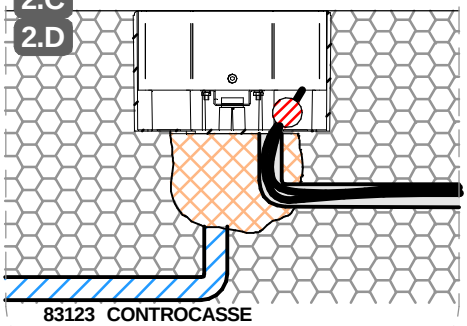

83123 CONTROCASSE
83124 *OUTERCASINGS*

INSTALLAZIONE UPLIGHT A PAVIMENTO AD INCASSO, CONFIGURAZIONE ADATTIVA / *RECESSED INGROUND UPLIGHT, ADAPTIVE INSTALLATION*

C D E F G 1.E

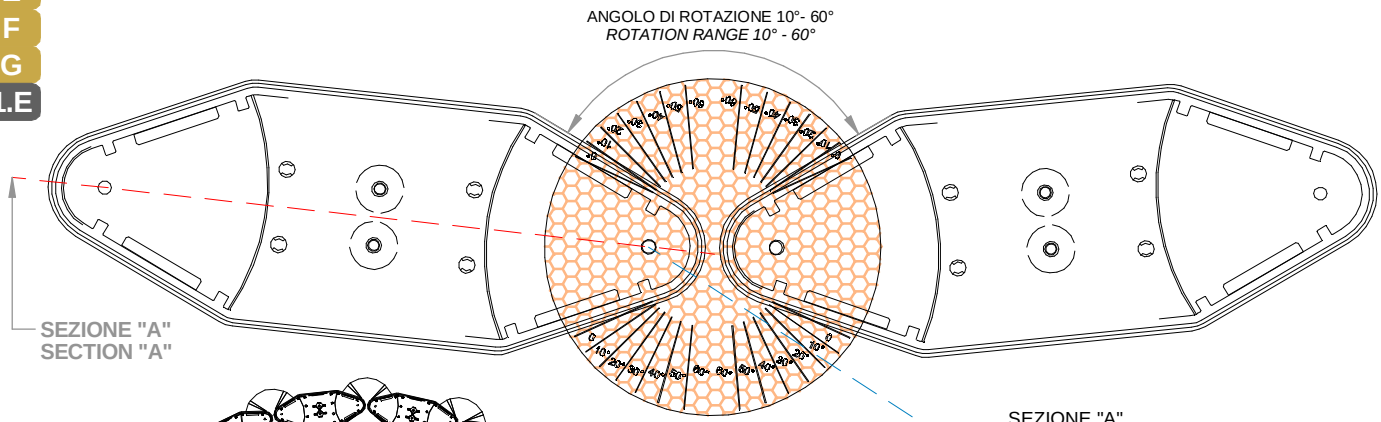

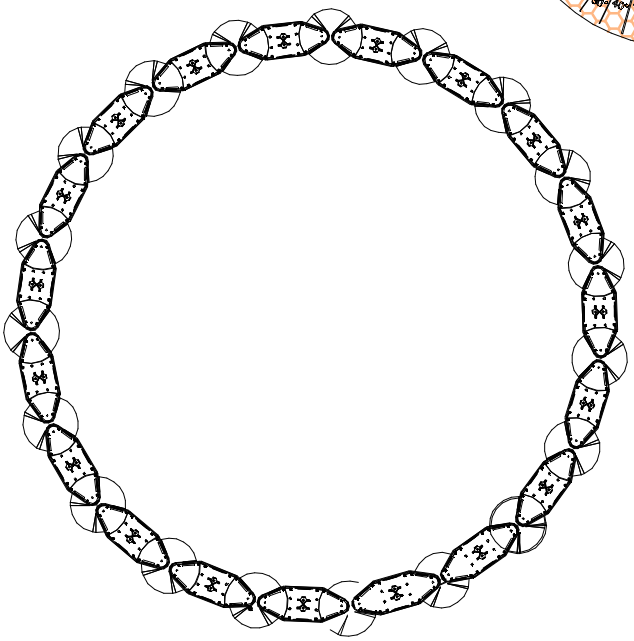

SEZIONE "A"
SECTION "A"

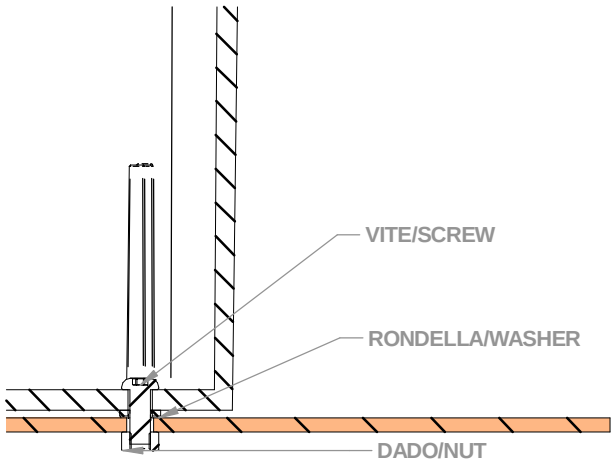

83123 CONTROCASSE
83124 *OUTERCASINGS*

SERIE / *SERIES*: SKIN_S, SKIN_F, SKIN_FL, SKIN_Y

BRAND: i-LèD

CONNESIONE IP
IP CONNECTION

INSTALLAZIONE SUPERFICIE / *SURFACE INSTALL*

C D E F G **1.F**

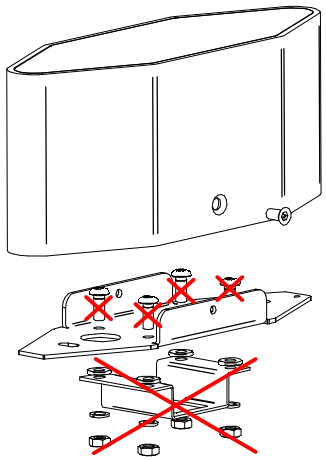

C D E F G **2.F**

PAVIMENTO / *GROUND*

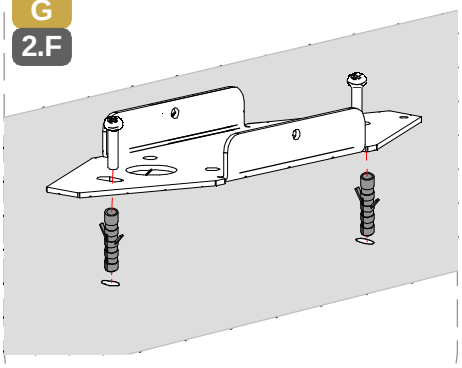

C D E F G **3.F**

PAVIMENTO / *GROUND*

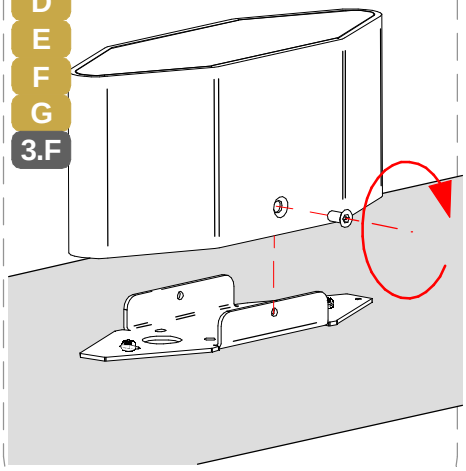

INSTALLAZIONE RECESSA SU SOFFITTO IN INERTE
RECESSED INSTALL CONCRETE CEILING

C D E F G **4.F**

SOFFITTO / *CEILING*

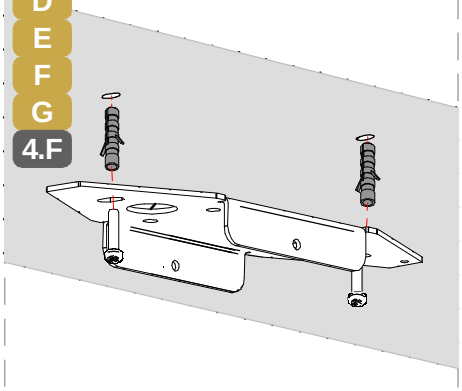

C D E F G **5.F**

SOFFITTO / *CEILING*

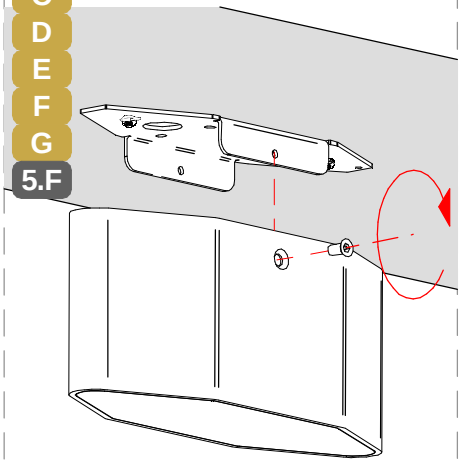

A B C D E F G **1.G**

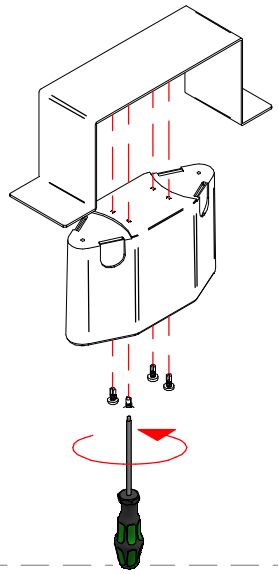

A B C D E F G **2.G**

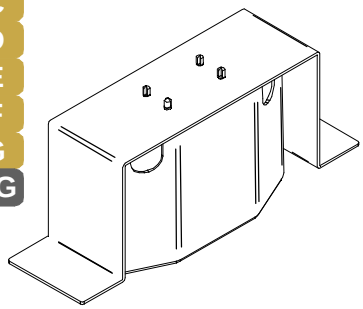

83125 CONTROCASSE
83126 *OUTERCASINGS*

A B C D E F G **3.G**

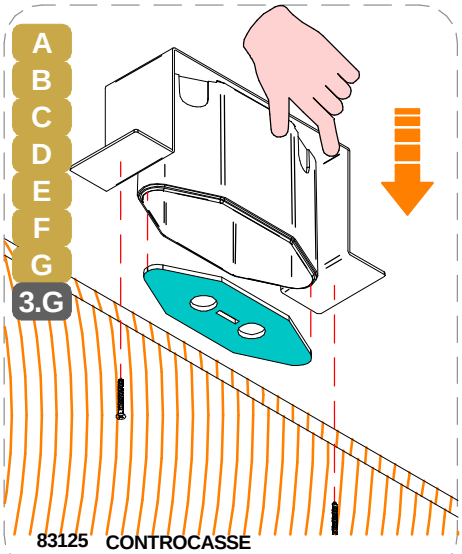

83125 CONTROCASSE
83126 *OUTERCASINGS*

A B C D E F G **4.G**

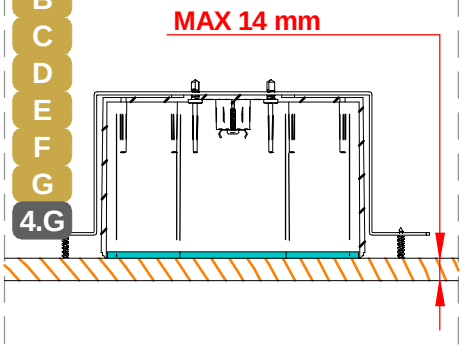

83125 CONTROCASSE
83126 *OUTERCASINGS*

SERIE / *SERIES*: SKIN_S, SKIN_F, SKIN_FL, SKIN_Y

BRAND: i-LèD

CONNESIONE IP *IP CONNECTION*

A B C D E F G **5.G**

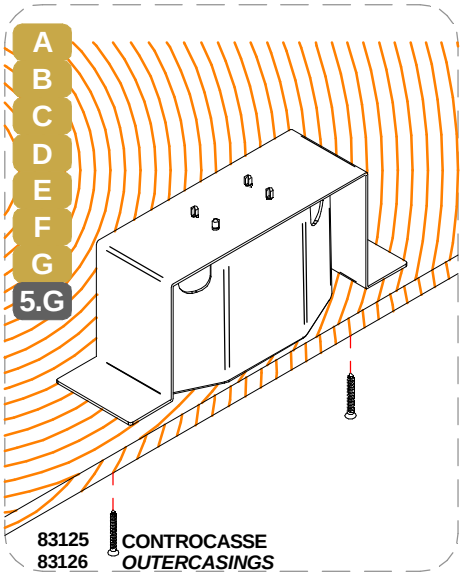

83125 CONTROCASSE
83126 *OUTERCASINGS*

A B C D E F G **6.G**

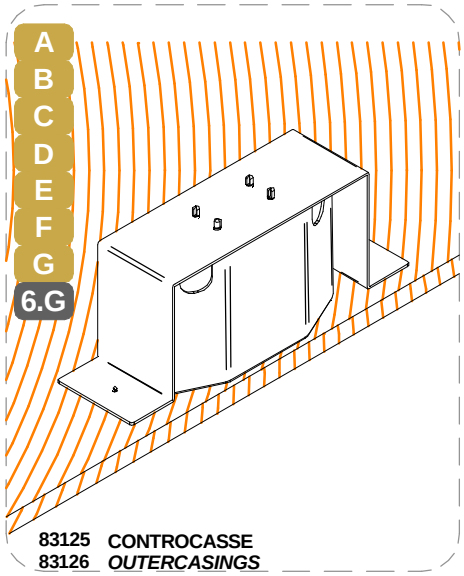

83125 CONTROCASSE
83126 *OUTERCASINGS*

A B C D E F G **7.G**

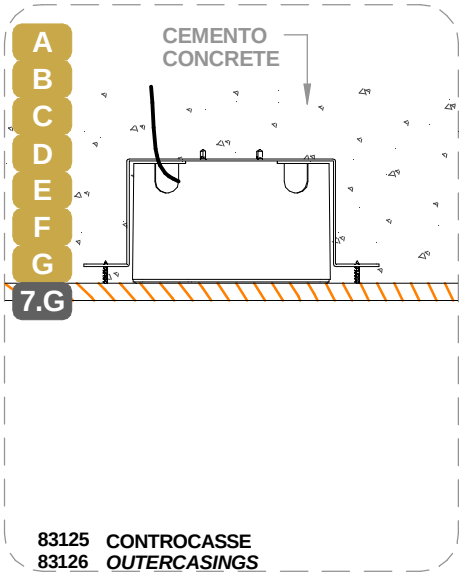

83125 CONTROCASSE
83126 *OUTERCASINGS*

INSTALLAZIONE RECESSA SU SOFFITTO IN INERTE ESISTENTE

RECESSED INSTALL EXISTING CONCRETE CEILING

A B C D E F G **8.G**

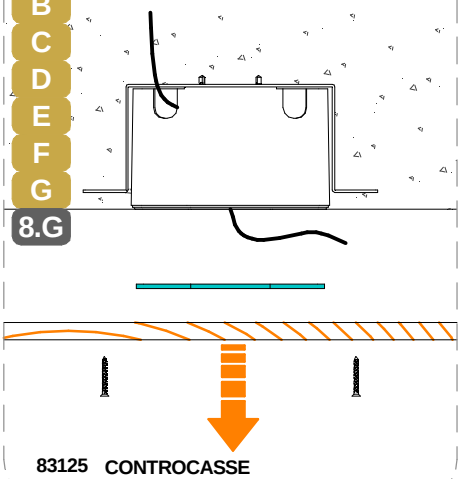

83125 CONTROCASSE
83126 *OUTERCASINGS*

A B C D E F G **9.G**

RIMUOVERE IL PANNELLO IN LEGNO ED INSERIRE IL PRODOTTO
REMOVE THE FORMWORK WOOD PANEL AND INSTALL THE LIGHT FITTING

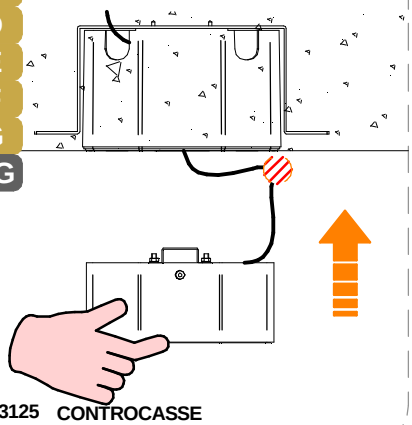

83125 CONTROCASSE
83126 *OUTERCASINGS*

A B C D E F G **1.H**

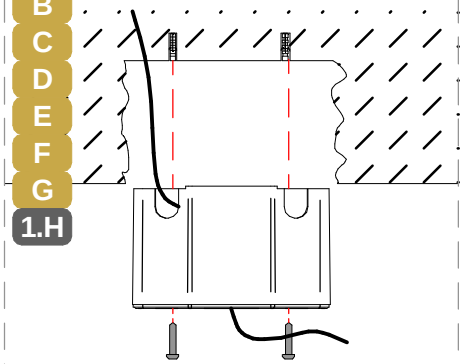

83123 CONTROCASSE
83124 *OUTERCASINGS*

INSTALLAZIONE RECESSA SU CONTROSOFFITTO

RECESSED INSTALL FALSE CEILING

A B C D E F G **2.H**

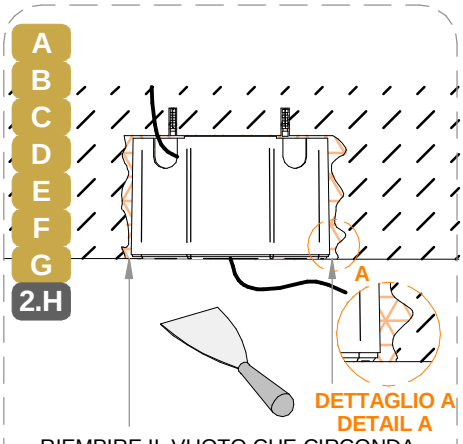

DETTAGLIO A
DETAIL A

RIEMPIRE IL VUOTO CHE CIRCONDA LA CONTROCASSA
FILL THE VOID AROUND THE OUTER CASING

83123 CONTROCASSE
83124 *OUTERCASINGS*

A B C D E F G **3.H**

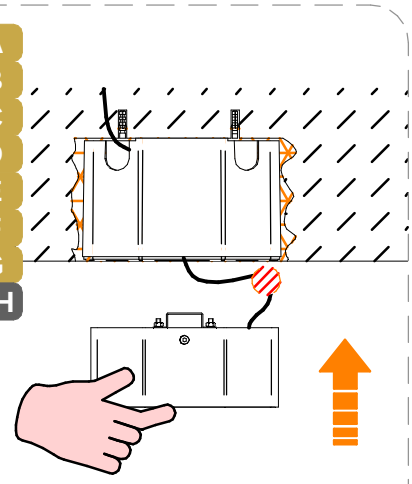

83123 CONTROCASSE
83124 *OUTERCASINGS*

A B C D E F G **1.I**

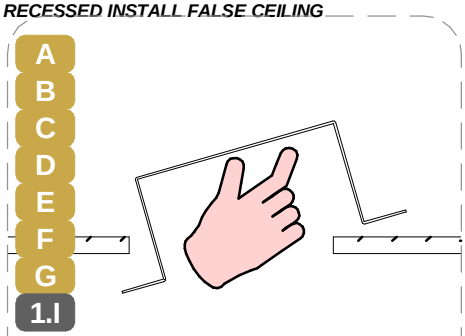

83125 CONTROCASSE
83126 *OUTERCASINGS*

SERIE / *SERIES*: SKIN_S, SKIN_F, SKIN_FL, SKIN_Y

BRAND: i-LèD

CONNESIONE IP *IP CONNECTION*

A B C D E F G **2.I**

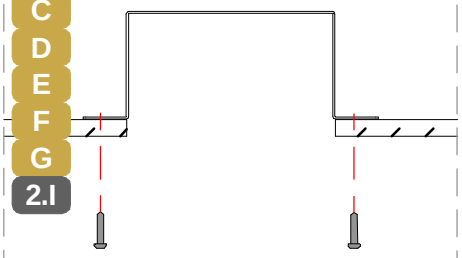

83125 CONTROCASSE
83126 *OUTERCASINGS*

A B C D E F G **3.I**

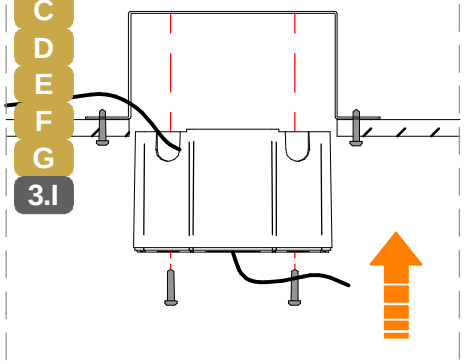

83125 CONTROCASSE
83126 *OUTERCASINGS*

A B C D E F G **4.I**

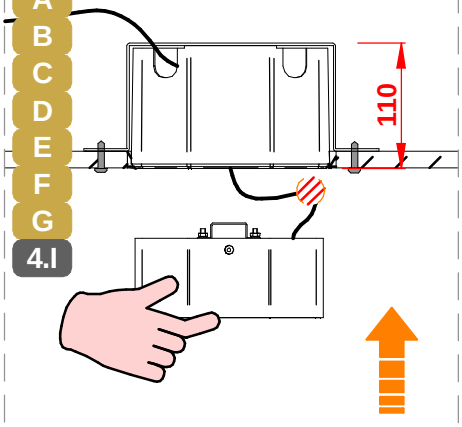

83125 CONTROCASSE
83126 *OUTERCASINGS*

INSTALLAZIONE RECESSA SU CONTROSOFFITTO CON SPESSORI / *RECESSED INSTALL FALSE CEILING WITH SPACERS (2pz inclusi / 2pcs included)*

A B C D E F G **1.L**

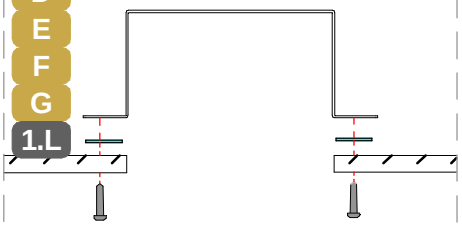

83125 CONTROCASSE
83126 *OUTERCASINGS*

A B C D E F G **2.L**

CON DISTANZIALI *WITH SPACERS*

SENZA DISTANZIALI *NO SPACERS*

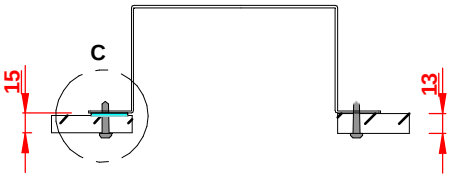

83125 CONTROCASSE
83126 *OUTERCASINGS*

SPESSORE DISTANZIALE *SPACER THICKNESS* 2 mm.

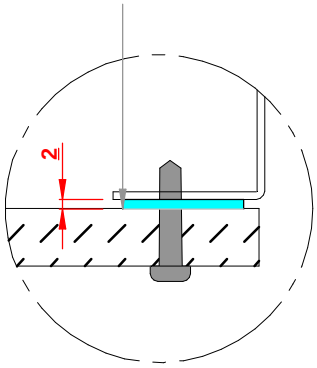

DETTAGLIO C
DETAIL C

CONTROCASSE
OUTERCASINGS

CABLAGGIO INGRESSO SINGOLO | *SINGLE POWER IN CABLE WIRING*

A B C D E F G **1.M**

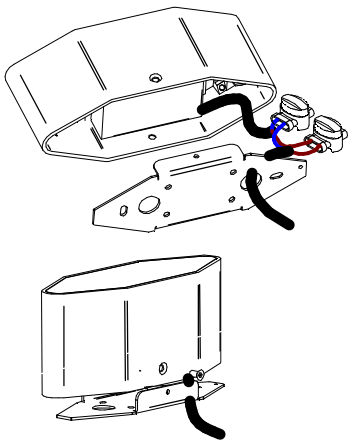

UTILIZZARE CONNETTORI IP IN DOTAZIONE
USE THE SUPPLIED IP CONNECTOR

CABLAGGIO CON INGRESSO E USCITA | *IN & OUT WIRING*

A B C D E F G **2.M**

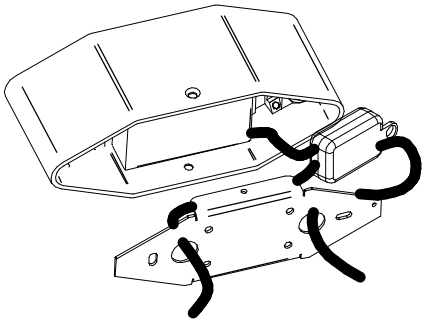

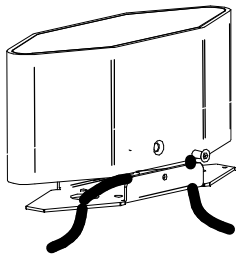

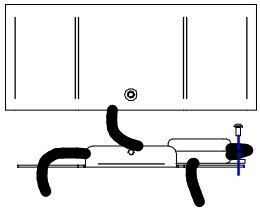

UTILIZZARE CONNETTORE IN DOTAZIONE E FISSARLO ALLA STAFFA CON VITE M4.
USE THE SUPPLIED STEAB CONNECTOR, FIX IT TO THE BRACKET WITH M4 SCREW.

SERIE / *SERIES*: SKIN_S, SKIN_F, SKIN_FL, SKIN_Y

BRAND: i-LED

MARRONE / BROWN = LINEA / *LINE*
AZZURRO / LIGHT BLUE = NEUTRO / *NEUTRAL*
GIALLO-VERDE / YELLOW-GREEN = TERRA / EARTH CPC | PE

CABLAGGIO / *WIRING*

1 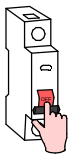

TUTTE LE OPERAZIONI DI COLLEGAMENTO ALLA RETE ELETTRICA DEVONO ESSERE CONDOTTE IN MANCANZA DI TENSIONE

ALL THE WIRING OPERATION MUST BE PERFORMED WITH MCB IN OFF POSITION

2 

SE IL PRODOTTO E' DEFINITO IN CLASSE 1, IL CONDUTTORE DI MESSA A TERRA DI PROTEZIONE DEVE ESSERE SEMPRE COLLEGATO

IF THE FITTING IS CLASS 1 RATED, THE CPC | EARTH | PE CONDUCTOR MUST BE CONNECTED

3 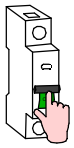

SE L'IMPIANTO E' STATO COMPLETATO ED E' IN SICUREZZA, PUO' ESSERE ALIMENTATO

WHEN THE CIRCUIT IS COMPLETED AND SAFE, MCB CAN BE SET IN ON POSITION

MCB N° DI PRODOTTI PER MAGNETORTERMICO — N° MAX *DEVICES*

N° OF LIGHT FITTINGS PER MCB

CODICE *CODE*	B10	B16	B20	C10	C16	C20
83859	42	68	85	70	113	141
83860	42	68	85	70	113	141
83861	32	50	64	53	86	108
83862	32	50	64	53	86	108
83863	32	50	64	53	86	108
83864	42	68	85	70	113	141
83865	42	68	85	70	113	141
83866	32	50	64	53	86	108
83867	32	50	64	53	86	108
83868	32	50	64	53	86	108
83869	42	68	85	70	113	141
83870	42	68	85	70	113	141
83871	42	68	85	70	113	141
83872	42	68	85	70	113	141
83873	32	50	64	53	86	108

TIPO DI CONNESSIONE *TYPE OF CONNECTION*

X: Se il cavo flessibile esterno di questo apparecchio è danneggiato, deve essere sostituito da un cavo speciale, disponibile esclusivamente presso il fabbricante, o il suo servizio di assistenza.
X: If the external flexible cable of this appliance is dameged, it must be replaced with a special cable, which is only avaible from the manufacturer or its service department.

Y: Se il cavo flessibile esterno di questo apparecchio è danneggiato, deve essere sostituito esclusivamente dal fabbricante, dal suo servizio di assistenza o da personale qualificato equivalente, al fine di evitare pericoli.
Y: If the external flexible cable of this appliance is dameged, it must only be replaced by the manufacturer, its service department or equivalent qualified personell in order to avoid danger.

Z: Il cavo flessibile esterno di questo apparecchio non può essere sostituito; se il cavo è danneggiato l'apparecchio deve essere distrutto.
Z: The external flexible cable fo this appliance cannot be replaced; if the cable is dameged, the appliance must be destroyed.

CABLAGGIO IN PARALLELO | *PARALLEL WIRING*
TENSIONE DI RETE | *MAINS VOLTAGE*

AC

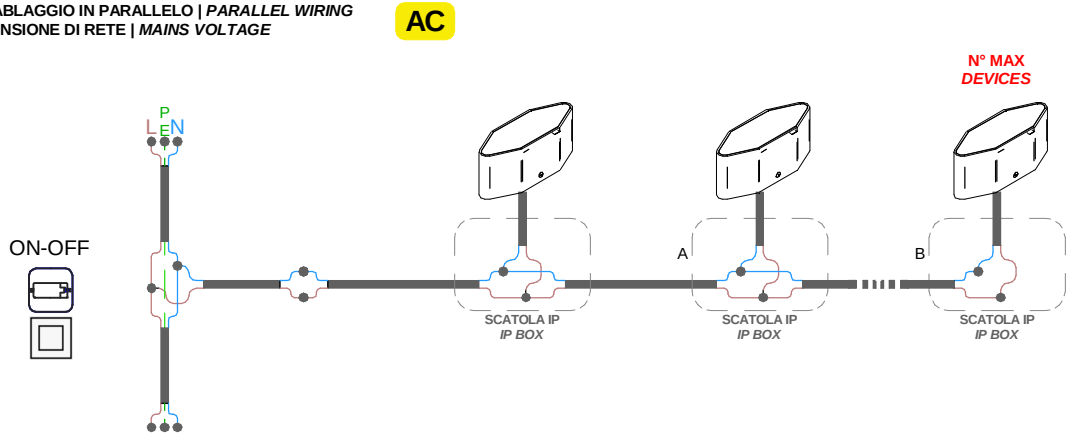

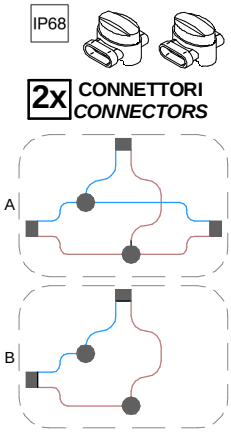

CABLAGGIO IN PARALLELO | *PARALLEL WIRING*
TENSIONE DI RETE | *MAINS VOLTAGE*

AC

