linea light group	**ISTRUZIONI DI MONTAGGIO** *MOUNTING INSTRUCTIONS*	**REVISIONE N°.** *REVISION N°.*	**DATA**
		Rev. 4	**11/18/2026**

FGI00883

SERIE | *SERIES*: PERISKOP_RM
BRAND: i-LèD

***SERGUIRE IL FOGLIO DI ISTRUZIONE**
***FOLLOW THE INSTRUCTION MANUAL**

FGI00877C

IP65

M= MODULAR **MC= MODULAR COMFORT**

A

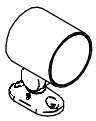

ϕ 80
M

B



ϕ 80
MC

C

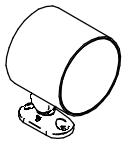

ϕ 115
M

D



ϕ 115
MC

E

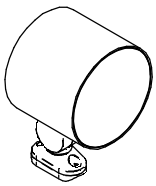

ϕ 150
M

F

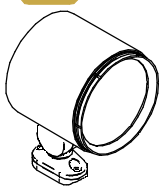

ϕ 150
MC

G

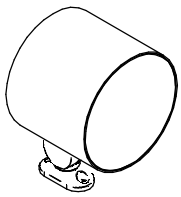

ϕ 175
M

H

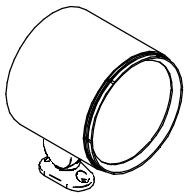

ϕ 175
MC

ACCESSORIO INCLUSI / *INCLUDED ACCESSORIES*

DIMA DI MONTAGGIO
MOUNTING TEMPLETE



BASE PER INSTALLAZIONE SU PALO
POLE INSTALLATION BASE

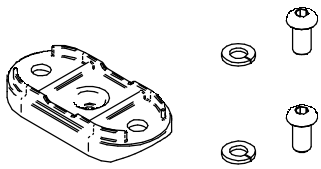

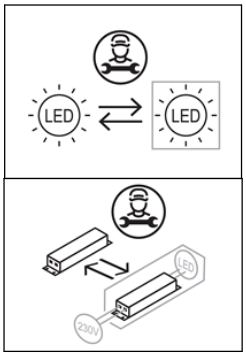

ACCESSORIO NON INCLUSI / *NOT INCLUDED ACCESSORIES*

VITI E TASSELLI
ANCHORS AND SCREWS

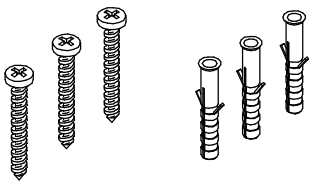

SNOOT 45° ANTI-ABBAGLIAMENTO
ANTI-GLARE SNOOT 45°

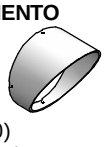

C-U300058 / 59 / 60 / 61 / 62 (ϕ80)
C-U300068 / 69 / 70 / 71 / 72 (ϕ115)
C-U300078 / 79 / 80 / 81 / 82 (ϕ150)
C-U300088/ 89 / 90 / 91 / 92 (ϕ175)

FGI00877C

SNOOT ANTI-ABBAGLIAMENTO
ANTI-GLARE SNOOT

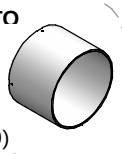

C-U300053 / 54 / 55 / 56 / 57 (ϕ80)
C-U300063 / 64 / 65 / 66 / 67 (ϕ115)
C-U300073 / 74 / 75 / 76 / 77 (ϕ150)
C-U300083/ 84 / 85 / 86 / 87 (ϕ175)

FGI00877C

PICCHETTO DI FISSAGGIO
FIXING PEG



C-F500006 | H 204mm (ϕ80), (ϕ115)
C-F500007 | H 301mm (ϕ150), (ϕ175)

FGI00877C

SBRACCIO PER PALO
POLE EXTENSION

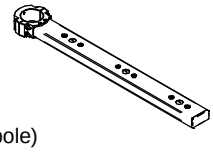

C-F700001 (for Ø60 pole)
C-F700002 (for Ø102 pole)

FGI00877C

SERIE | *SERIES*: PERISKOP_RM

BRAND: i-LèD

***NON FISSARE LA SORGENTE LUMINOSA.**
***DO NOT LOOK AT LIGHT SOURCE.**



SPECIFICHE PRODOTTI - CODICI | *PRODUCTS SPECIFICATION - CODES*

CODE	ON OFF	DALI 2 PUSH	RGBW	HONEY COMB	CABLE LENGHT [m]	M	MC	Dimensions (LxWxH / Ø x H mm)	Electrical Insulation Class	POWER (W)	CLASS I / II INPUT (V)	CLASS I / II FREQUENCY (Hz)	CLASS III VOLTAGE (V)	CLASS III CURRENT (mA)	WEIGHT (Kg)	IP	CRI	IK	Energy class light source Temperature color LED (°K) 2200	2700	3000	4000	No. light source	Conn. Type
C01147	x				3,5	x	-	Ø80 x 82,5	1	2,5	220-240	50/60			0,9	65	80	7	G	F	F	E	1	Y
C01652		x								2,5					0,9				G	F	F	E	1	
C01149	x									9					0,9				G	F	F	E	4	
C01653		x								9					0,9				G	F	F	E	4	
C01151	x									11					0,9				F	E	E	E	1	
C01654		x								11					0,9				F	E	E	E	1	
C01153	x			x						11					0,9				F	E	E	E	1	
C01655		x		x						11					0,9				F	E	E	E	1	
C01154			x						3	8	3	630			0,9				N/A				1	
C01182	x				5			Ø115 x 102	1	7,5	220-240	50/60			1,5		80	9	G	F	F	E	3	
C01183		x								7,5					1,5				G	F	F	E	3	
C01184	x									21					1,5				G	F	F	E	9	
C01185		x								21					1,5				G	F	F	E	9	
C01186	x									20					1,5				E	E	E	E	1	
C01187		x								20					1,5				E	E	E	E	1	
C01188	x			x						20					1,5				E	E	E	E	1	
C01189		x		x						20					1,5				E	E	E	E	1	
C01190			x						3	18	9	500			1,5				N/A				1	
C01218	x							Ø150 x 125	1	17	220-240	50/60			2,8		80	9	G	F	F	E	7	
C01219		x								17					2,8				G	F	F	E	7	
C01220	x									37,5					2,8				G	F	F	E	16	
C01221		x								37,5					2,8				G	F	F	E	16	
C01222	x									31,5					2,8				F	E	E	F	1	
C01223		x								31,5					2,8				F	E	E	F	1	
C01224	x			x						31,5					2,8				F	E	E	F	1	
C01225		x		x						31,5					2,8				F	E	E	F	1	
C01226			x						3	38	28	300			3,9				N/A				1	
C01234	x							Ø175 x 145	1	46	220-240	50/60			3,9		80	8	G	F	F	E	20	
C01235		x								46					3,9				G	F	F	E	20	
C01236	x									49					3,9				F	E	E	E	1	
C01237		x								49					3,9				F	E	E	E	1	
C01238	x			x						49					3,9				F	E	E	E	1	
C01239		x		x						49					3,9				F	E	E	E	1	
C01240			x						3	48	9	450			3,9				N/A				1	
C01421	x				3,5	-	x	Ø80 x 95,5	1	2,5	220-240	630			0,9		80	7	G	F	F	E	1	
C01664		x								2,5					0,9				G	F	F	E	1	
C01423	x									9					0,9				G	F	F	E	4	
C01665		x								9					0,9				G	F	F	E	4	
C01425	x									11					0,9				F	E	E	E	1	
C01666		x								11					0,9				F	E	E	E	1	
C01427	x			x						11					0,9				F	E	E	E	1	
C01667		x		x						11					0,9				F	E	E	E	1	
C01428			x						3	8	3	630			0,9				N/A				1	
C01447	x				5			Ø115 x 112	1	7,5	220-240	50/60			1,5		80	9	G	F	F	E	3	
C01448		x								7,5					1,5				G	F	F	E	3	
C01449	x									21					1,5				G	F	F	E	9	
C01450		x								21					1,5				G	F	F	E	9	
C01451	x									20					1,5				E	E	E	E	1	
C01452		x								20					1,5				E	E	E	E	1	
C01453	x			x						20					1,5				E	E	E	E	1	
C01454		x		x						20					1,5				E	E	E	E	1	
C01455			x						3	18	9	500			1,5				N/A				1	
C01474	x							Ø150 x 138	1	17	220-240	50/60			2,8		80	9	G	F	F	E	7	
C01475		x								17					2,8				G	F	F	E	7	
C01476	x									37,5					2,8				G	F	F	E	16	
C01477		x								37,5					2,8				G	F	F	E	16	
C01478	x									31,5					2,8				F	E	E	F	1	
C01479		x								31,5					2,8				F	E	E	F	1	
C01480	x			x						31,5					2,8				F	E	E	F	1	
C01481		x		x						31,5					2,8				F	E	E	F	1	
C01482			x						3	38	28	300			2,8				N/A				1	
C01490	x							Ø175 x 158	1	46	220-240	50/60			3,9		80	8	G	F	F	E	20	
C01491		x								46					3,9				G	F	F	E	20	
C01492	x									49					3,9				F	E	E	E	1	
C01493		x								49					3,9				F	E	E	E	1	
C01494	x			x						49					3,9				F	E	E	E	1	
C01495		x		x						49					3,9				F	E	E	E	1	
C01496			x						3	48	28	450			3,9				N/A				1	

Ta -20°C ÷ +50°C

ISTRUZIONI DI MONTAGGIO *MOUNTING INSTRUCTIONS*	REVISIONE N°. *REVISION N°.*	DATA	FGI00883
	Rev. 4	11/18/2026	

SERIE | *SERIES*: PERISKOP_RM
BRAND: i-LèD

CONNESSIONE IP *IP CONNECTION*
PUNTI DI FISSAGGIO *FIXING POINTS*

DIMENSIONI / *DIMENSIONS*

A

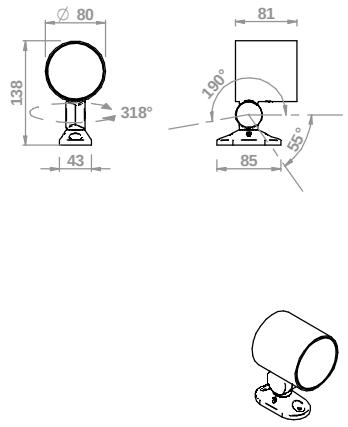

B

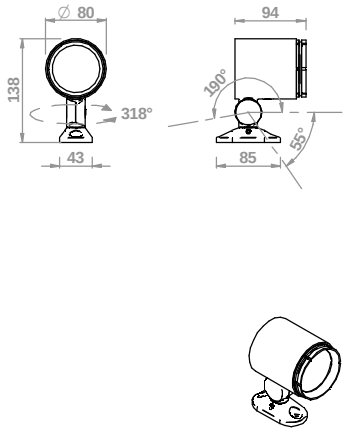

C

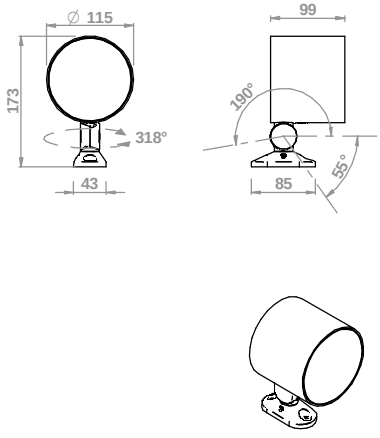

D

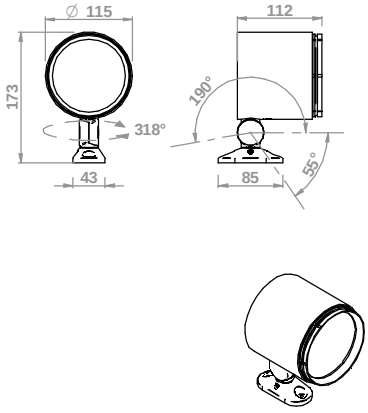

E

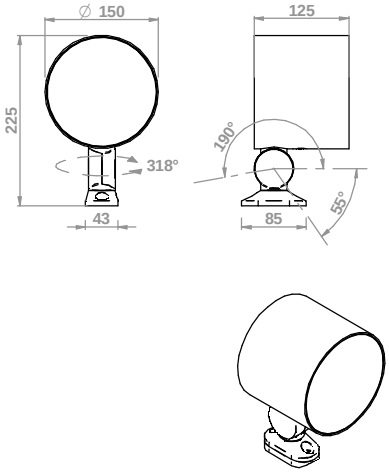

F

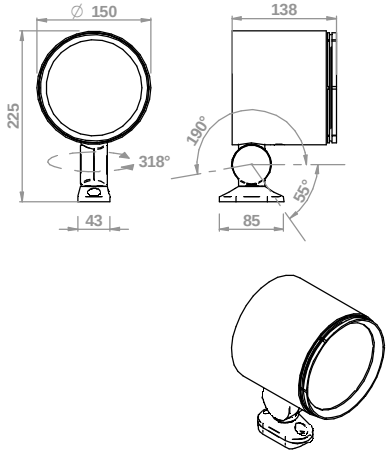

G

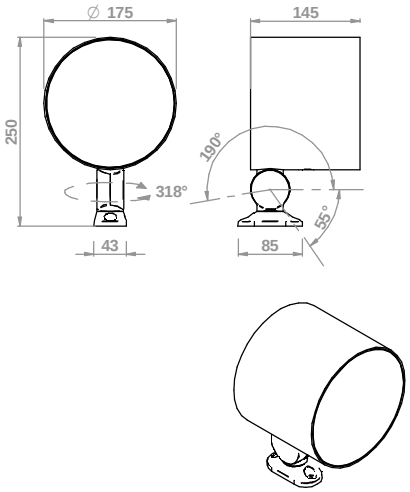

H

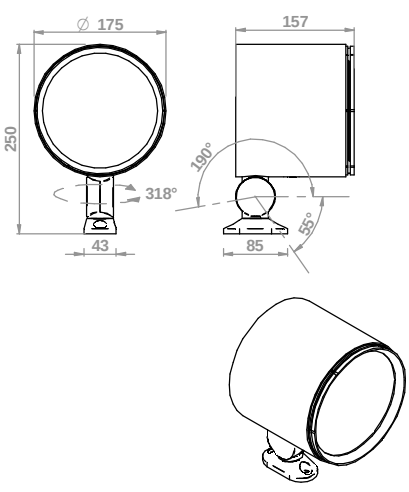

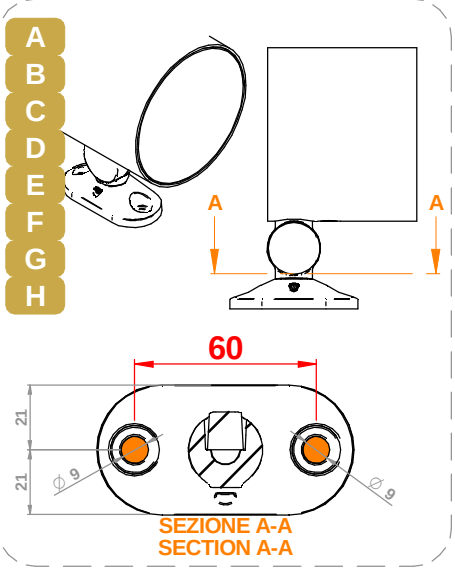

	ISTRUZIONI DI MONTAGGIO *MOUNTING INSTRUCTIONS*	REVISIONE N°. *REVISION N°.*	DATA	FGI00883
		Rev. 4	11/18/2026	

SERIE | *SERIES*: PERISKOP_RM
BRAND: i-LèD

CONNESSIONE IP *IP CONNECTION*
PUNTI DI FISSAGGIO *FIXING POINTS*

INSTALLAZIONE / *INSTALLATION*

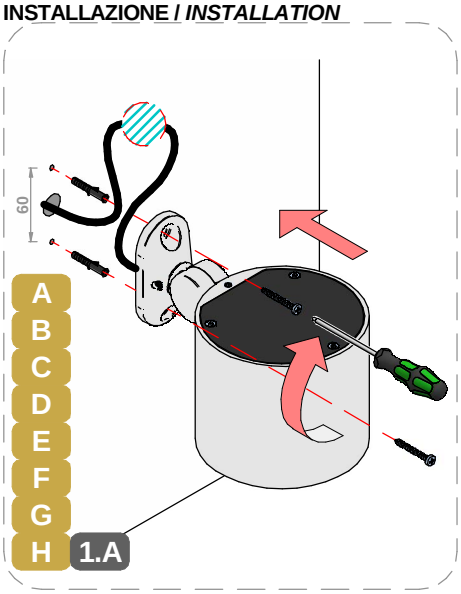

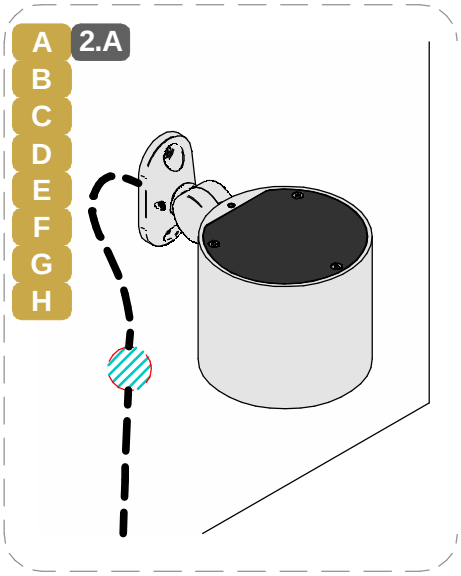

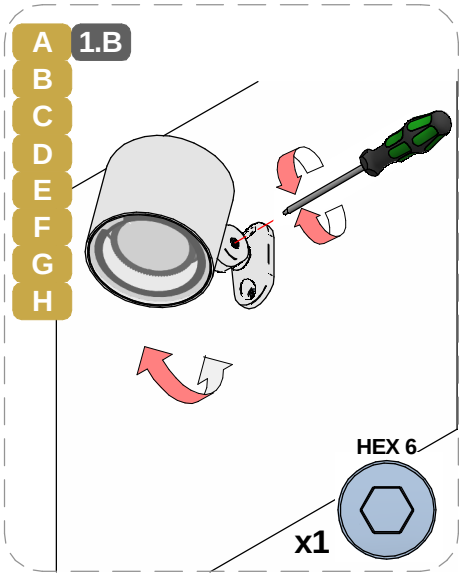

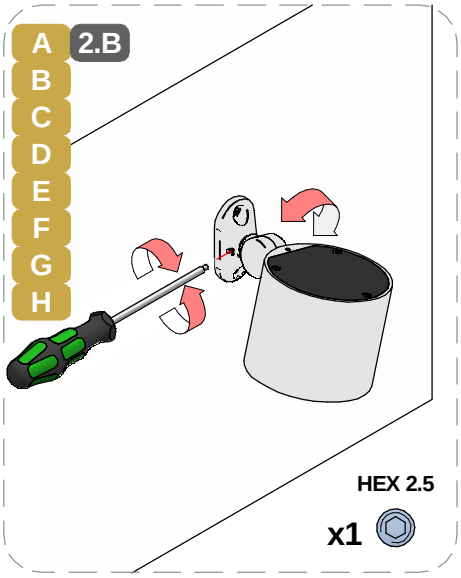

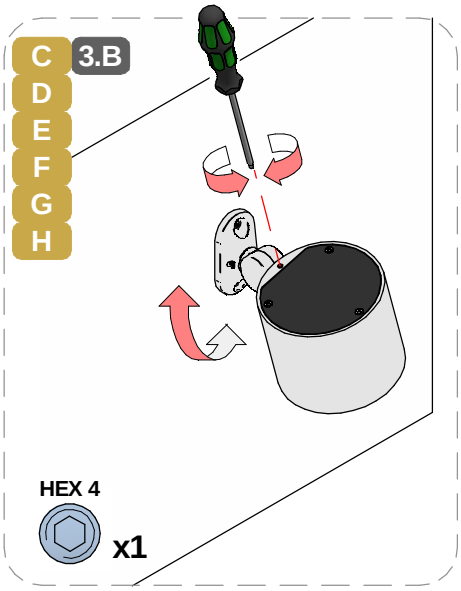

INST. SU PALO | *POLE INSTALLATION*

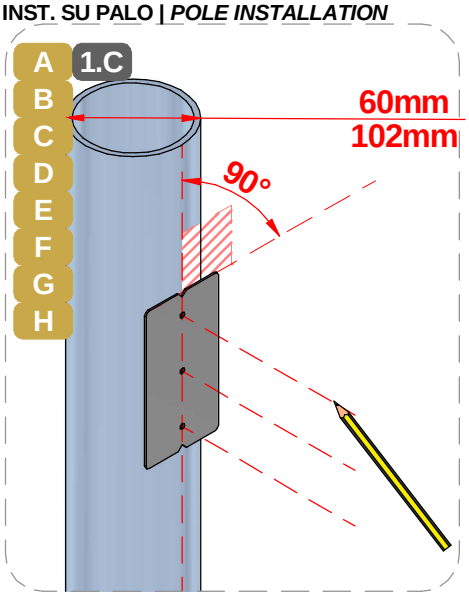

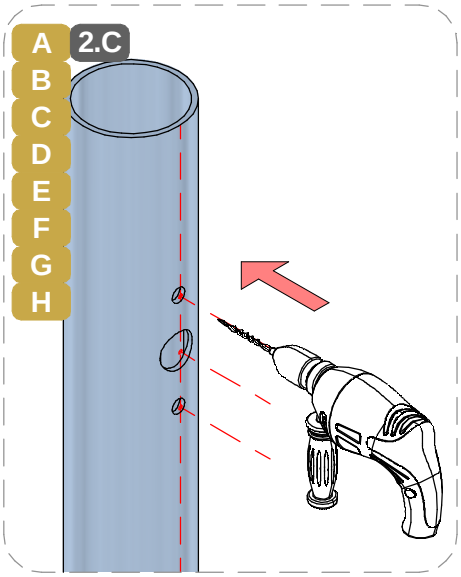

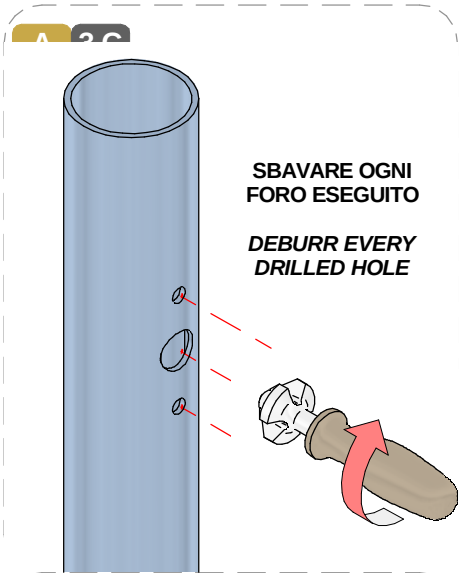

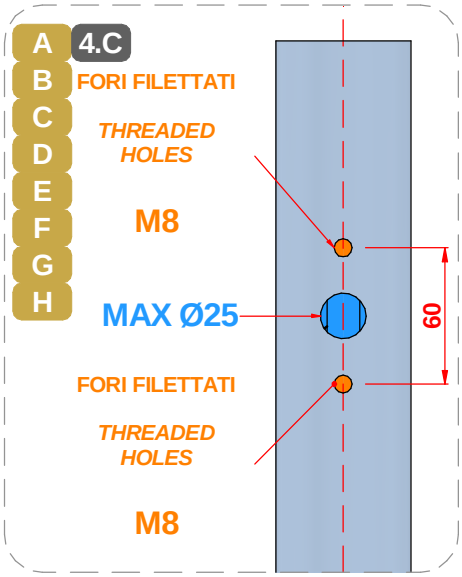

SERIE | *SERIES*: PERISKOP_RM

BRAND: i-LèD

A B C D E F G H **5.C**

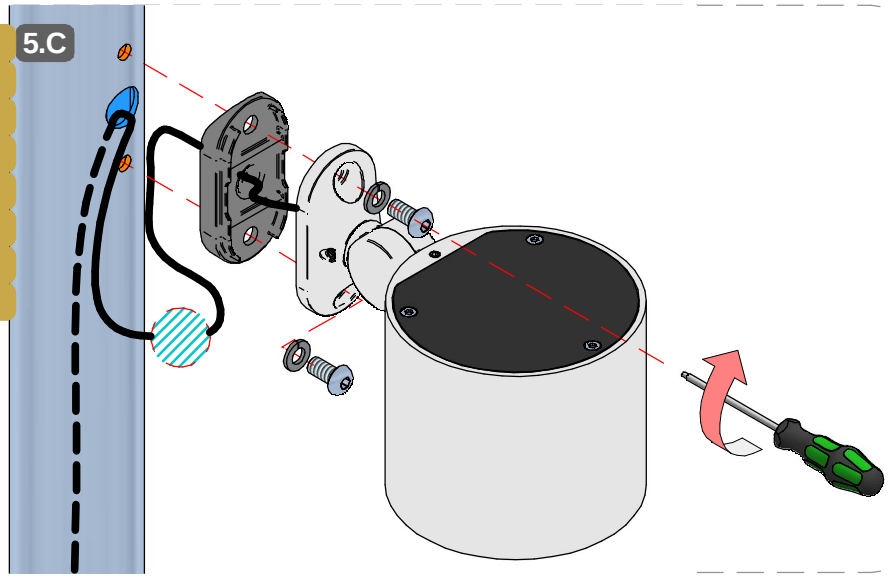

A B C D E F G H **6.C**

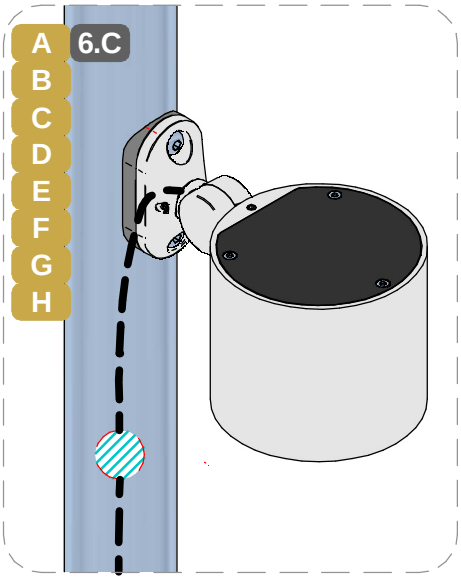

A B C D E F G H **1.D**

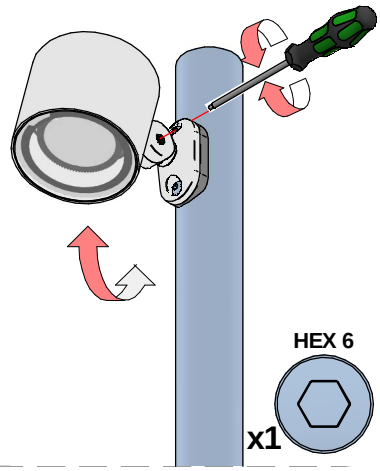

A B C D E F G H **2.D**

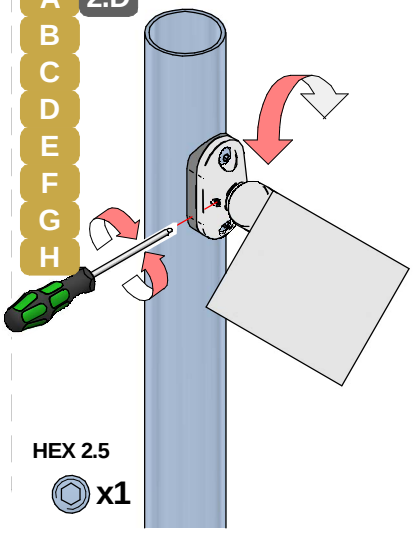

C D E F G H **3.D**

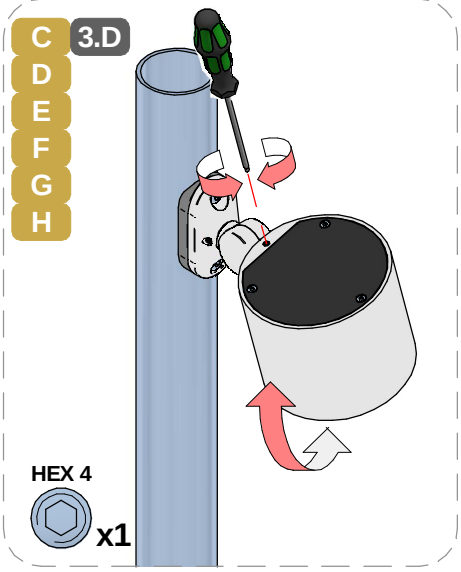

A B C D E F G H **1.E**

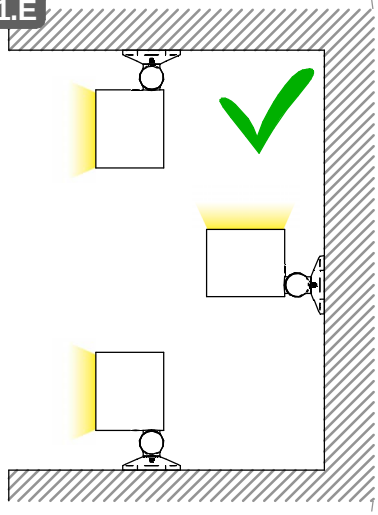

A B C D E F G H **2.E**

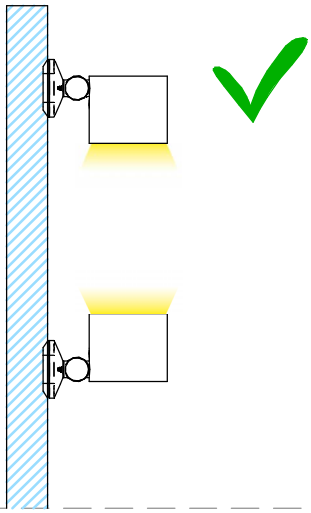

SERIE | *SERIES*: PERISKOP_RM

BRAND: i-LèD

ESEMPIO INSTALLATIVO PREVISTO | *INTENDED INSTALLATION EXAMPLE*

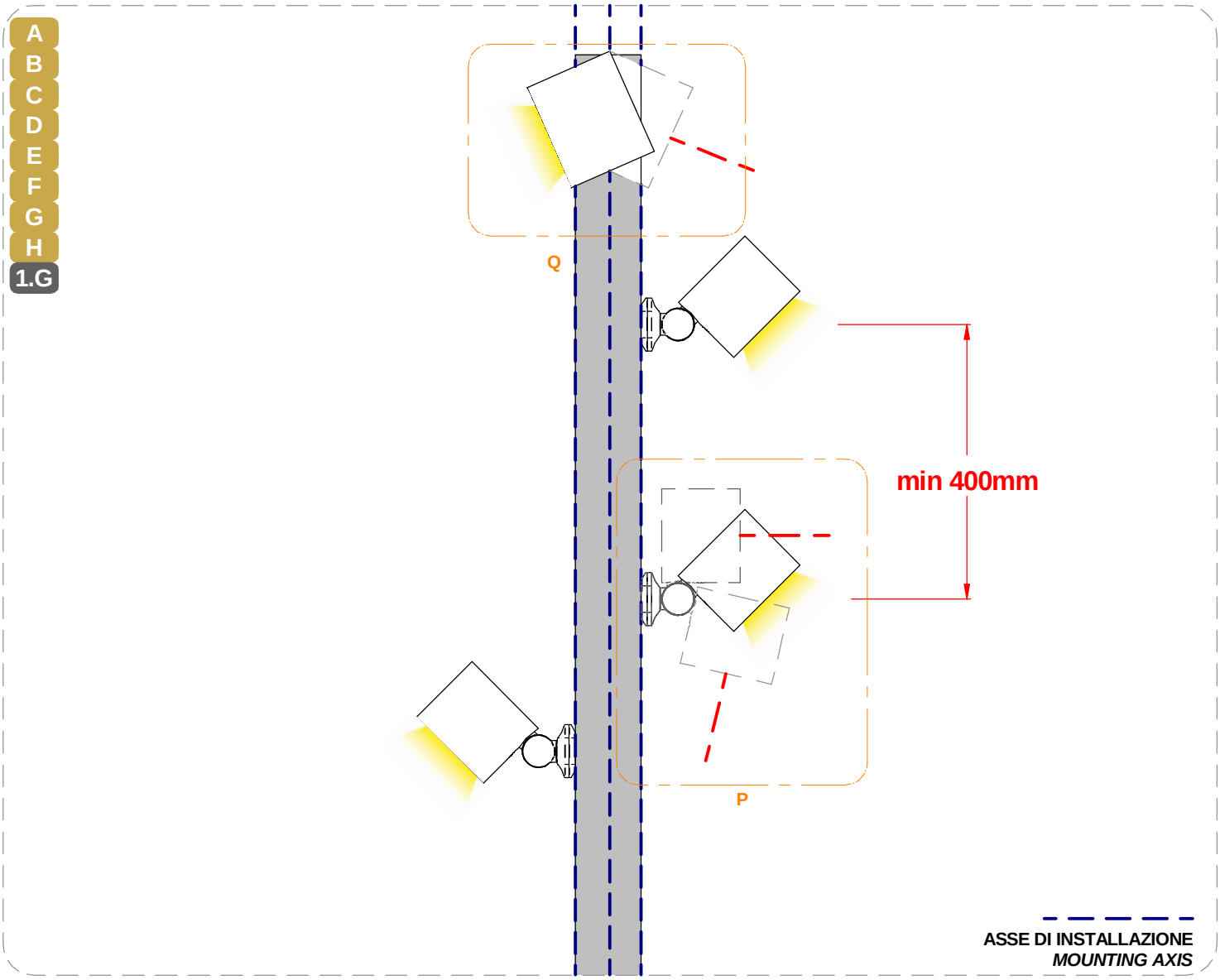

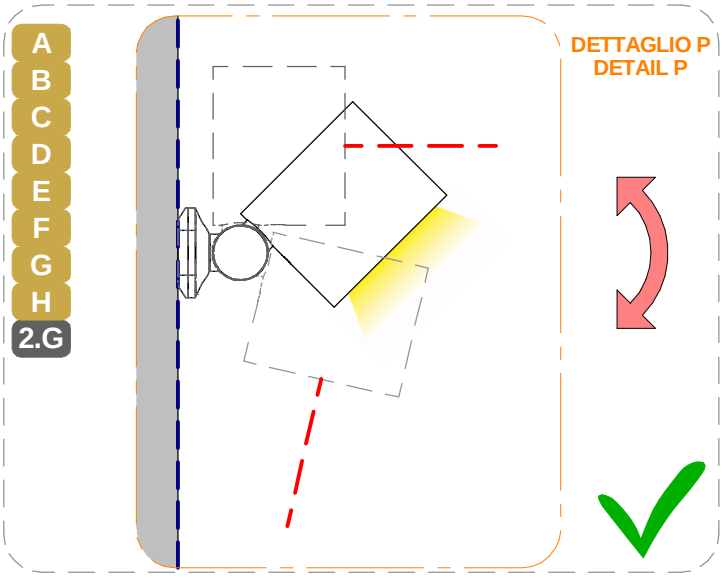

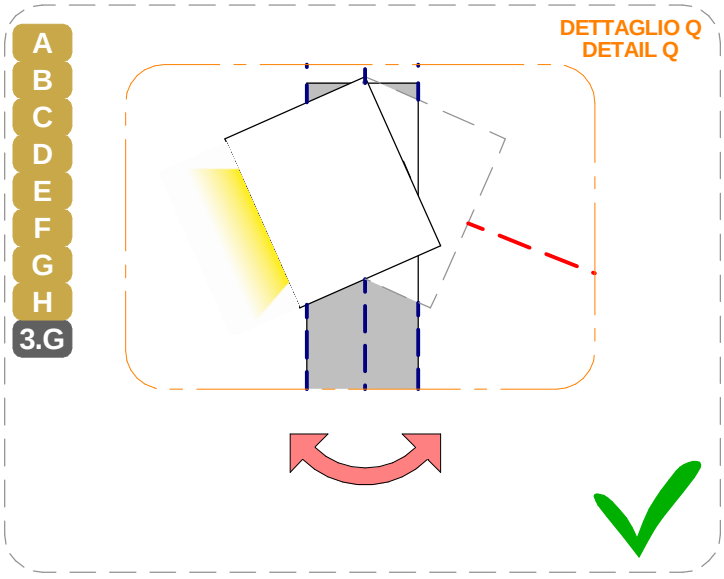

SERIE | *SERIES*: PERISKOP_RM
BRAND: i-LèD

* possibile interferenza meccanica
possible mechanical interference

4.G

L'INSTALLAZIONE DI PIÙ APPARECCHI ALLA STESSA ALTEZZA PUÒ LIMITARE LA BASCULAZIONE A CAUSA DI POSSIBILI INTERFERENZE TRA I PRODOTTI.
INSTALLING MULTIPLE LUMINAIRES AT THE SAME HEIGHT MAY RESTRICT TILTING DUE TO POSSIBLE INTERFERENCE BETWEEN THE LUMINAIRES.

∅ 60
*Non suggerito tra gli accessori disponibili
**Not listed among the available accessories*

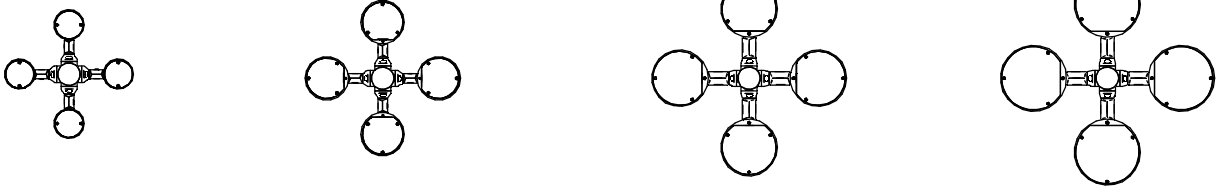

A B | C D | E F * | G H *

5.G

L'INSTALLAZIONE DI PIÙ APPARECCHI ALLA STESSA ALTEZZA PUÒ LIMITARE LA BASCULAZIONE A CAUSA DI POSSIBILI INTERFERENZE TRA I PRODOTTI.
INSTALLING MULTIPLE LUMINAIRES AT THE SAME HEIGHT MAY RESTRICT TILTING DUE TO POSSIBLE INTERFERENCE BETWEEN THE LUMINAIRES.

∅ 102

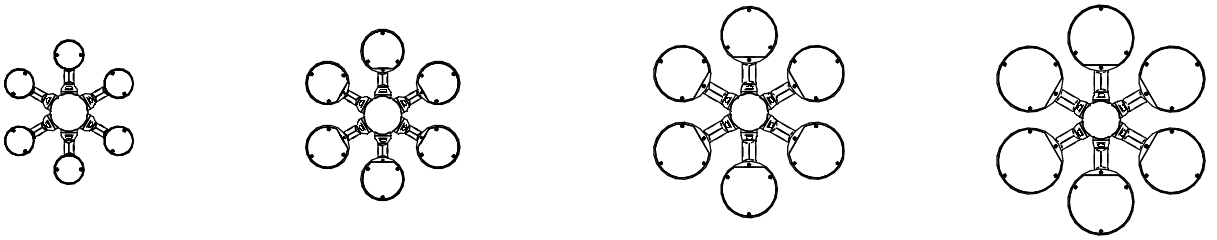

A B | C D * | E F * | G H *

ATTENZIONE | WARNING

GLI ESEMPI DI INSTALLAZIONE SONO PURAMENTE INDICATIVI. LA REALIZZAZIONE DI FORI SUL PALO, SOPRATTUTTO SE MULTIPLI E ALLA STESSA ALTEZZA, PUÒ COMPROMETTERNE LA RESISTENZA STRUTTURALE. LA VERIFICA DELLA STABILITÀ E DELLA CAPACITÀ PORTANTE DEL PALO DOPO LA FORATURA È A CARICO DEL PROGETTISTA O DEL PRODUTTORE DEL PALO. LINEA LIGHT NON SI ASSUME RESPONSABILITÀ PER LA TENUTA STRUTTURALE DEL PALO MODIFICATO.

THE INSTALLATION EXAMPLES ARE FOR REFERENCE ONLY. DRILLING HOLES IN THE POLE, ESPECIALLY MULTIPLE HOLES AT THE SAME HEIGHT, MAY COMPROMISE ITS STRUCTURAL STRENGTH. VERIFICATION OF THE POLE'S STABILITY AND LOAD-BEARING CAPACITY AFTER DRILLING IS THE RESPONSIBILITY OF THE STRUCTURAL DESIGNER OR POLE MANUFACTURER. LINEA LIGHT ACCEPTS NO RESPONSIBILITY FOR THE STRUCTURAL INTEGRITY OF THE MODIFIED POLE

ATTENZIONE | WARNING

SI RAMMENTA COMUNQUE CHE IL CALCOLO E LA VERIFICA DEL PALO E DELLA SUA FONDAZIONE RIMANGONO IN CARICO AD UN TECNICO ABILITATO CHE DOVRÀ EFFETTUARE LE ANALISI IN FUNZIONE DELLA CONFIGURAZIONE SPECIFICA DI INSTALLAZIONE (TIPO DI PALO - TIPO DI ELEMENTO ILLUMINANTE) CHE DELLE CARATTERISTICHE PROPRIE DEL SITO DI INSTALLAZIONE SIA PER QUANTO RIGUARDA L'AZIONE DEL VENTO SIA PER QUANTO L'AZIONE SISMICA NONCHÉ LE ALTRE AZIONI PREVISTE DAL DM 17-01-2018 NORME TECNICHE PER LE COSTRUZIONI 2018

IT IS IMPORTANT TO REMEMBER THAT THE CALCULATION AND VERIFICATION OF THE POLE AND ITS FOUNDATION REMAIN THE RESPONSIBILITY OF A QUALIFIED TECHNICIAN. THIS TECHNICIAN MUST CONDUCT ANALYSES BASED ON THE SPECIFIC INSTALLATION CONFIGURATION (TYPE OF POLE - TYPE OF LIGHTING ELEMENT) AND THE CHARACTERISTICS OF THE INSTALLATION SITE, CONSIDERING BOTH WIND ACTION AND SEISMIC ACTION, AS WELL AS OTHER ACTIONS SPECIFIED BY DM 17-01-2018, "TECHNICAL STANDARDS FOR CONSTRUCTIONS 2018.

SERIE | *SERIES*: PERISKOP_RM

BRAND: i-LèD

CARATTERISTICHE DIMENSIONALI E TECNICHE DEI PALI | *POLE DIMENSIONS AND TECHNICAL SPECIFICATIONS*

TYPE	FINISH	CODE	L [mm]	H ft [mm]	I [mm]	D [mm]	d [mm]	A [mm]	B [mm]	C [mm]	Weight [Kg]	Th. [mm]	T.B. [mm]	Surface [m^2]
CYLINDRICAL	GALVANIZED	98163	5500	5000	500	102	102	1500	600	300	44	3	132x38	1,45
	GALVANIZED	98164	7000	6000	1000	102	102	1800	900	600	64	4	186x45	2,6
CONICAL	GALVANIZED	98150	3500	3000	500	95	60	1500	600	300	21	3	132x38	0,85
	GALVANIZED	98151	4500	4000	500	105	60	1500	600	300	28	3	132x38	1,17
	GALVANIZED	98152	5500	5000	500	115	60	1500	600	300	37	3	132x38	1,51
	GALVANIZED	98153	6800	6000	800	128	60	1800	900	600	48	3	186x45	2,01

PALO CILINDRICO | *CYLINDRICAL POLE*

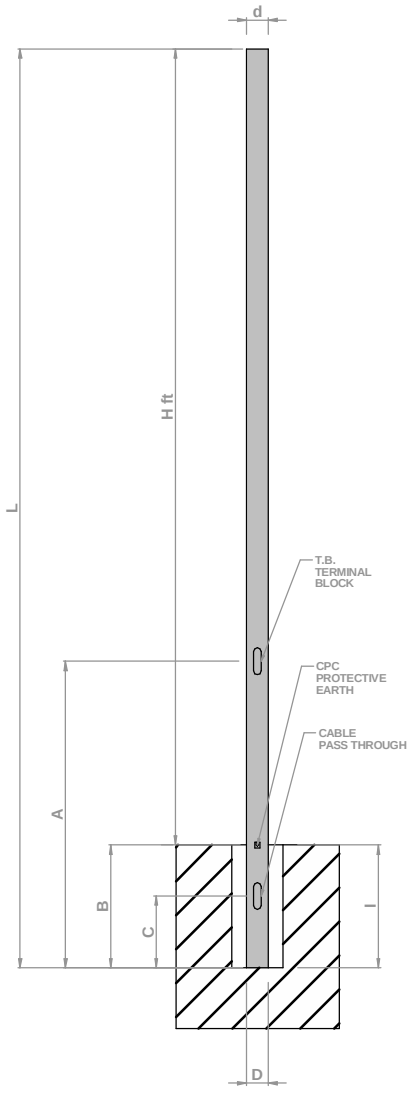

PALO CONICO | *CONICAL POLE*

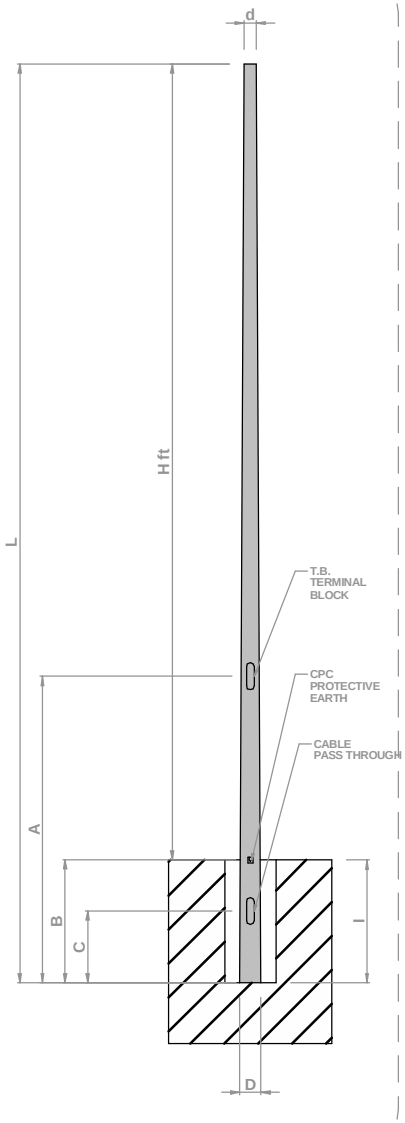

SPORTELLO PER CHIUSURA ASOLA
POLE ACCESS SLOT COVER

82375
L 132mm
T 38mm
83076
L 186mm
T 45mm

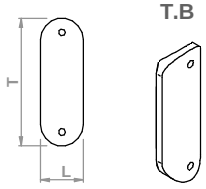

SBRACCIO PER PALO
POLE EXTENSION

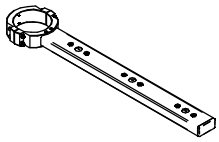

C-F700001 (for Ø60 pole)
C-F700002 (for Ø102 pole)

FORO PASSAGGIO CAVI
CABLE ENTRY HOLE

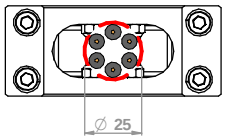

DIAMETRO UTILE
CLEAR DIAMETER

MASSIMO
6 CAVI
MAXIMUM
6 CABLES

SERIE | *SERIES*: PERISKOP_RM
BRAND: i-LèD

* possibile interferenza meccanica
possible mechanical interference

ESEMPI INTALLATIVI SU SBRACCIO / *INSTALLATION EXAMPLES ON POLE BRACKET*

1.H

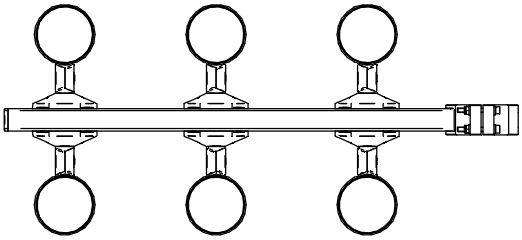

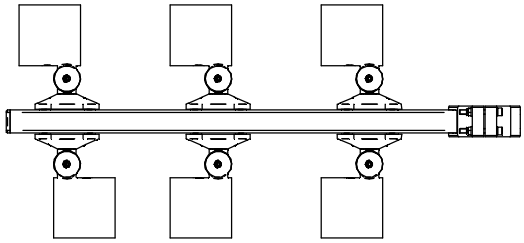

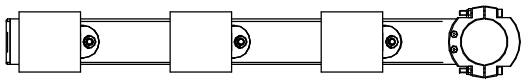

A
B

2.H

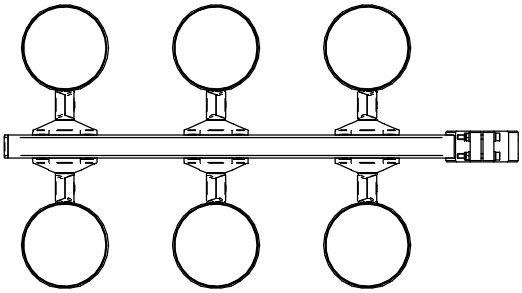

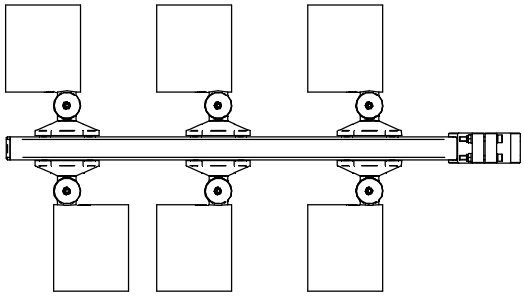

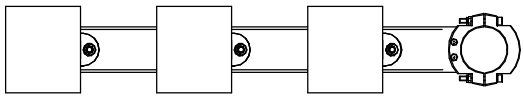

C
D

3.H

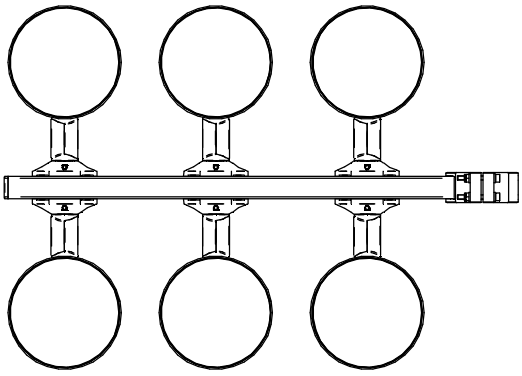

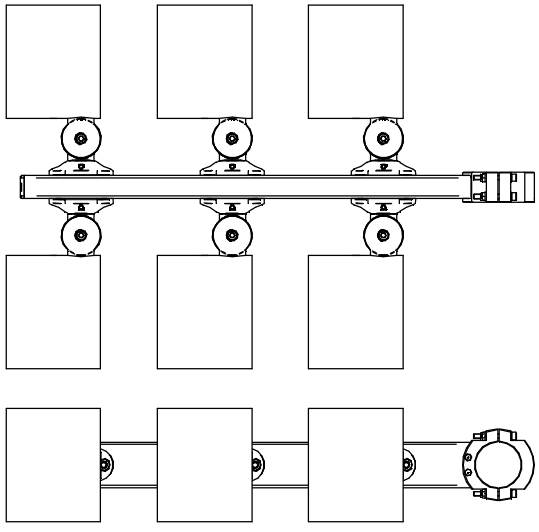

*

E
F

SERIE | *SERIES*: PERISKOP_RM
BRAND: i-LèD

* possibile interferenza meccanica
possible mechanical interference

4.H

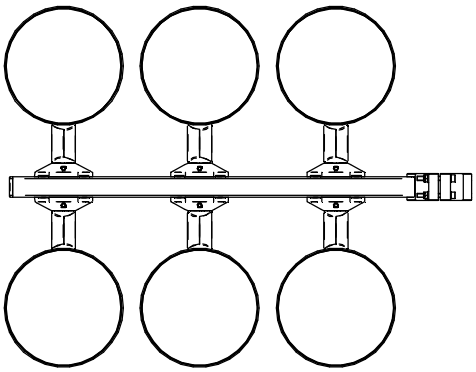

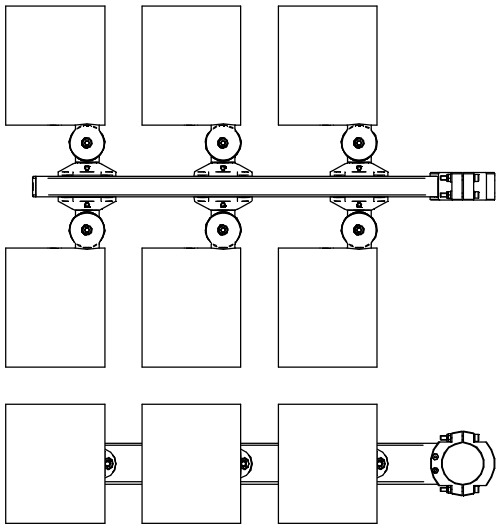

*

G
H

SERIE | *SERIES*: PERISKOP_RM

BRAND: i-LèD

CONNESSIONE IP
IP CONNECTION
non inclusa
not included

ESEMPIO INSTALLAZIONE CON SONDE PER TIRAGGIO CAVI E CAVO NON INCLUSO | *INSTALLATION EXAMPLE USING CABLE PULLING CORDS. CABLE NOT INCLUDED.*

1.I

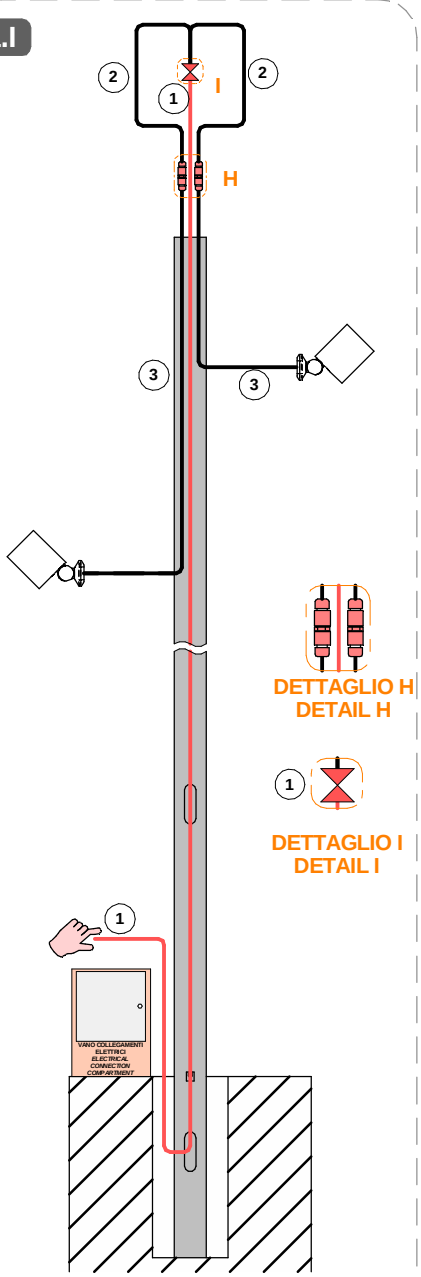

DETTAGLIO H
DETAIL H

DETTAGLIO I
DETAIL I

SE SONO NECESSARIE DELLE LUNGHEZZE DI CAVO MAGGIORI PER L'INSTALLAZIONE DEVONO ESSERE RICHIESTE LUNGHEZZE CAVO CUSTOM

IF LONGER CABLES ARE REQUIRED FOR INSTALLATION, CUSTOM CABLE LENGTHS MUST BE REQUESTED.

1. SONDA PER TIRAGGIO CAVI *CABLE PULLING CORD*
2. *CAVO NON INCLUSO CABLE NOT ICLUDED*
3. CAVO INCLUSO / *INCLUDED CABLE*

1.L

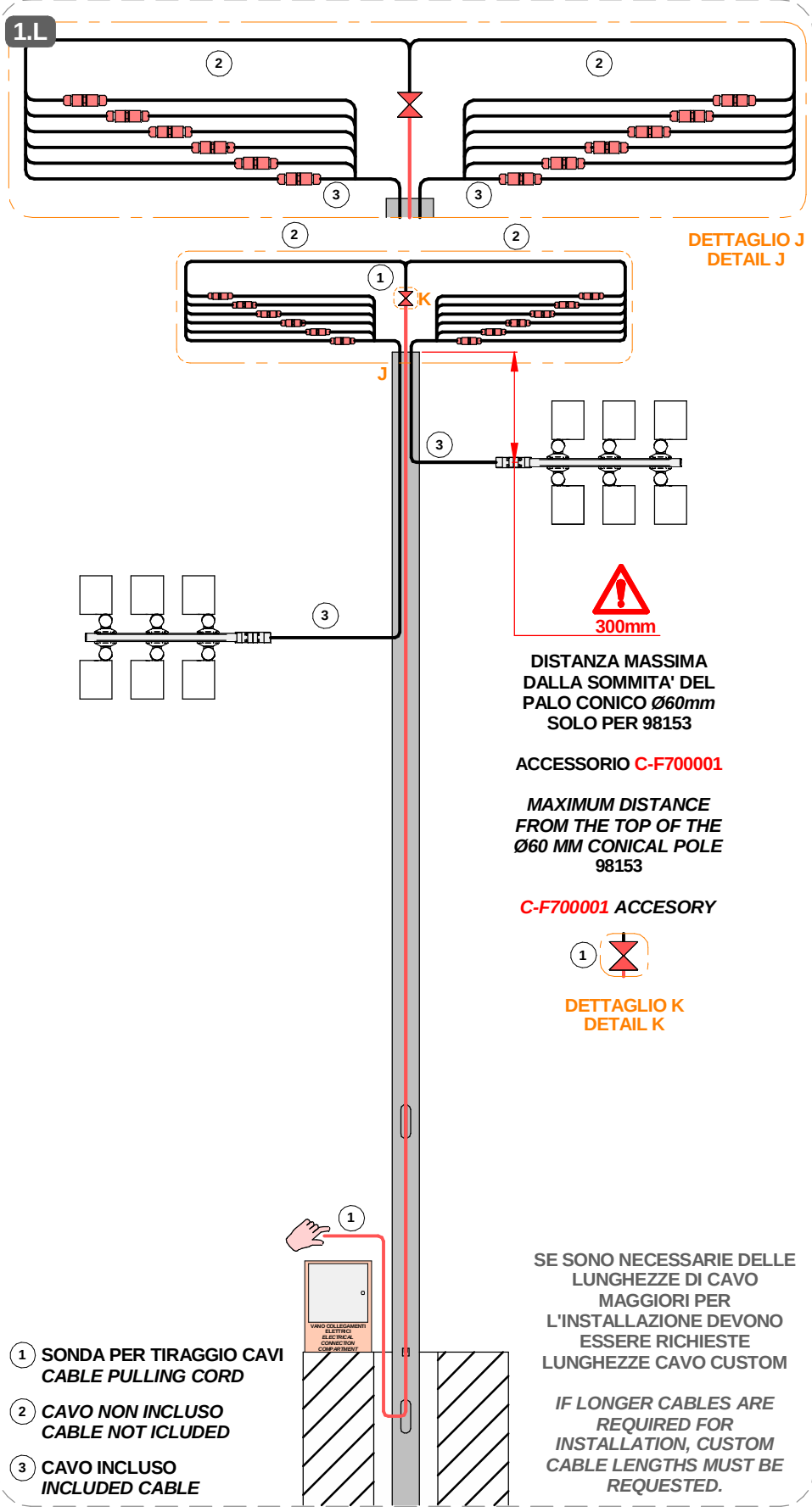

1. SONDA PER TIRAGGIO CAVI *CABLE PULLING CORD*
2. *CAVO NON INCLUSO CABLE NOT ICLUDED*
3. CAVO INCLUSO *INCLUDED CABLE*

SERIE | *SERIES*: PERISKOP_RM

BRAND: i-LèD

CONNESSIONE IP
IP CONNECTION
non inclusa
not included

2.I

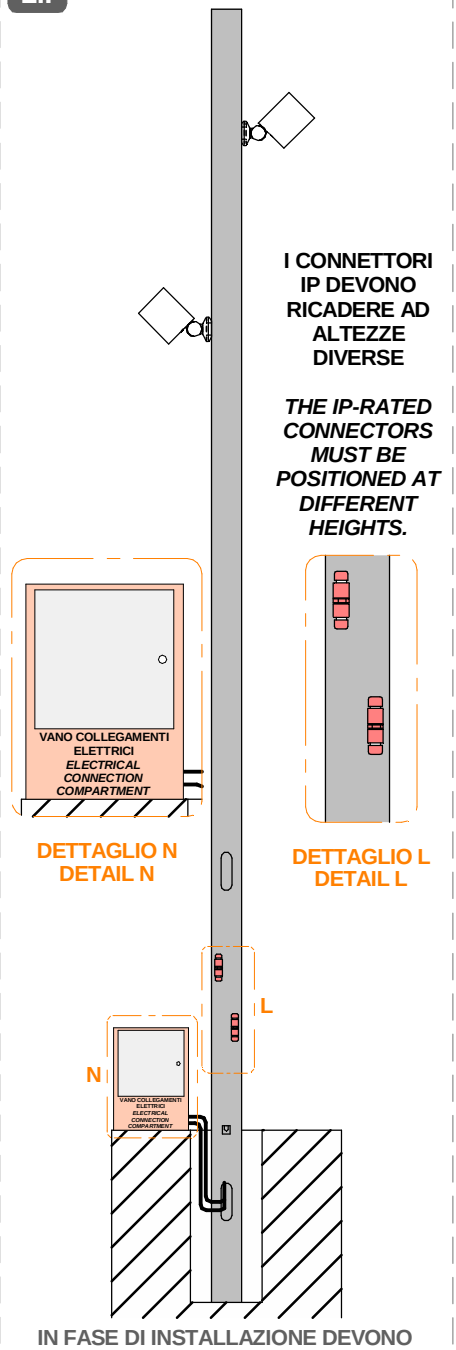

IN FASE DI INSTALLAZIONE DEVONO ESSERE ADOTTATE SOLUZIONI CHE CONSENTANO FUTURE OPERAZIONI DI MANUTENZIONE E SOSTITUZIONE DEI PRODOTTI. LA SCELTA DELLE MODALITÀ DI POSA DEI CAVI E DEL POSIZIONAMENTO DELLE CONNESSIONI RIMANE A CARICO DELL'INSTALLATORE

INSTALLATION MUST ENSURE THAT LUMINAIRES REMAIN ACCESSIBLE FOR FUTURE MAINTENANCE OR REPLACEMENT. THE INSTALLER IS RESPONSIBLE FOR DETERMINING THE APPROPRIATE CABLE ROUTING AND LOCATION OF ELECTRICAL CONNECTIONS.

2.L

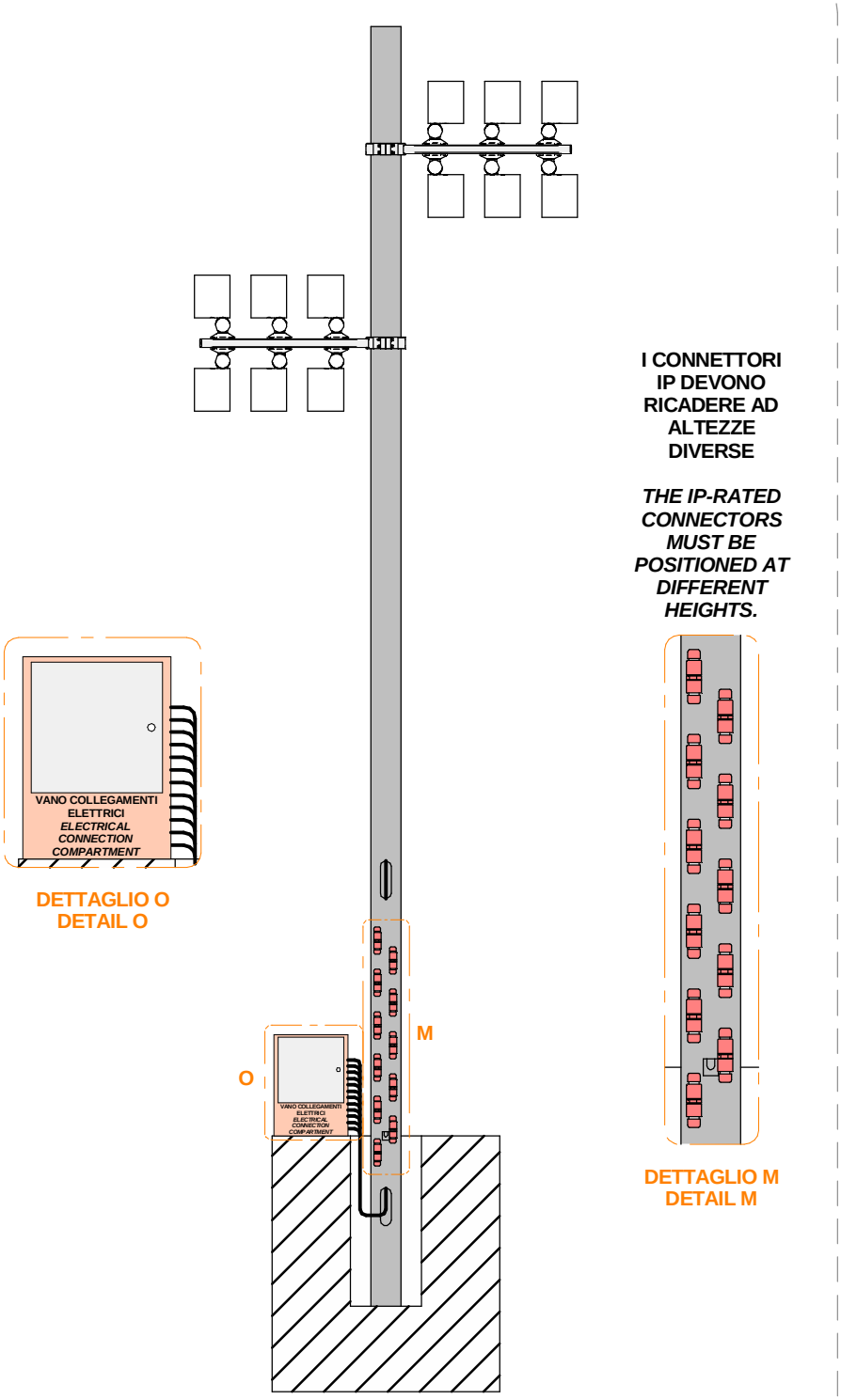

IN FASE DI INSTALLAZIONE DEVONO ESSERE ADOTTATE SOLUZIONI CHE CONSENTANO FUTURE OPERAZIONI DI MANUTENZIONE E SOSTITUZIONE DEI PRODOTTI. LA SCELTA DELLE MODALITÀ DI POSA DEI CAVI E DEL POSIZIONAMENTO DELLE CONNESSIONI RIMANE A CARICO DELL'INSTALLATORE

INSTALLATION MUST ENSURE THAT LUMINAIRES REMAIN ACCESSIBLE FOR FUTURE MAINTENANCE OR REPLACEMENT. THE INSTALLER IS RESPONSIBLE FOR DETERMINING THE APPROPRIATE CABLE ROUTING AND LOCATION OF ELECTRICAL CONNECTIONS.

SERIE | *SERIES*: PERISKOP_RM

BRAND: i-LèD

MARRONE / BROWN = LINEA / *LINE*
AZZURRO / LIGHT BLUE = NEUTRO / *NEUTRAL*
GIALLO-VERDE / YELLOW-GREEN = TERRA / EARTH CPC | PE

CABLAGGIO / *WIRING*

1 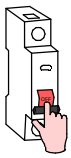

TUTTE LE OPERAZIONI DI COLLEGAMENTO ALLA RETE ELETTRICA DEVONO ESSERE CONDOTTE IN MANCANZA DI TENSIONE

ALL THE WIRING OPERATION MUST BE PERFORMED WITH MCB IN OFF POSITION

2 

SE IL PRODOTTO E' DEFINITO IN CLASSE 1, IL CONDUTTORE DI MESSA A TERRA DI PROTEZIONE DEVE ESSERE SEMPRE COLLEGATO

IF THE FITTING IS CLASS 1 RATED, THE CPC | EARTH | PE CONDUCTOR MUST BE CONNECTED

3 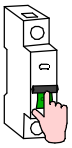

SE L'IMPIANTO E' STATO COMPLETATO ED E' IN SICUREZZA, PUO' ESSERE ALIMENTATO

WHEN THE CIRCUIT IS COMPLETED AND SAFE, MCB CAN BE SET IN ON POSITION



SE IL PRODOTTO E' DEFINITO IN CLASSE 3, IL CIRCUITO SECONDARIO A BASSA TENSIONE DEVE ESSERE COLLEGATO ALL'ALIMENTATORE PRIMA CHE QUESTO SIA SOTTO TENSIONE

IF THE FITTING IS CLASS 3 RATED, THE LOW VOLTAGE CIRCUIT MUST BE WIRED BEFORE THE POWER SUPPLY IS POWERED ON

SE IL CARICO VENISSE COLLEGATO AD ALIMENTATORE SOTTO TENSIONE, I PRODOTTI POTREBBERO DANNEGGIARSI, SUBENDO UN DANNO DA SOVRATENSIONE

IF THE LOAD IS WIRED TO AN ALREADY ON POWER SUPPLY, THE FITTINGS COULD BE DAMAGED BY VOLTAGE SURGE

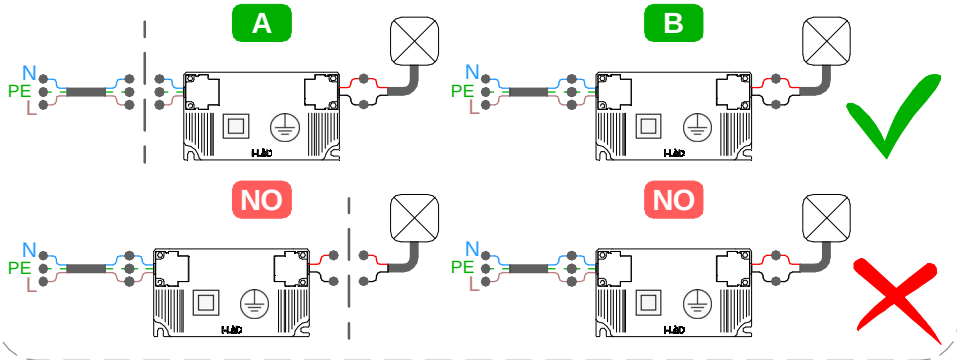



Per ridurre il rischio di strangolamento, il cavo flessibile collegato all'aparecchio deve essere efficacemente fissato alla parete, se si trova all'interno del volume di accessibilità.
To reduce the risk of strangulation, the flexible cable connected to the device must be securely fixed to the wall if it is located within the accessible area.

ASSICURARSI CHE LA CONTROCASSA OD IL PRODOTTO SIANO POSIZIONATI SU UNA SUPEFICE PIANA
MAKE SURE THE OUTER CASING OR THE LIGHT FITTING ARE PLACED ON A FLAT SURFACE

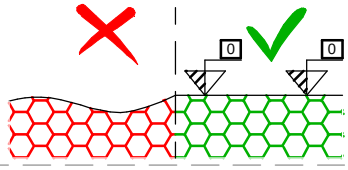

AC

CORRENTE ALTERNATA
MAX. DISTANZA TRA DRIVER ED ULTIMO PRODOTTO | SEZIONE CAVO
ALTERNATE CURRENT
DRIVER TO LAST LIGHT FITTING MAX DISTANCE | WIRE SECTION

SEZIONE *SECTION* [mm2]	1	1,5	2,5
LUNGHEZZA *LENGHT* [m]	50	75	130

* Distanza massima dal driver all'ultimo articolo della linea a massimo carico.
Per lunghezze massime dei cavi effettive,fare riferimento a support@linealight.com
** Maximum distance between LED driver and last device at full load.*
For effective maximum cable lengths,please refer to support@linealight.com

CC

CORRENTE COSTANTE
MAX. DISTANZA TRA DRIVER ED ULTIMO PRODOTTO | SEZIONE CAVO
CONSTANT CURREMT
DRIVER TO LAST LIGHT FITTING MAX DISTANCE | WIRE SECTION

SEZIONE *SECTION* [mm2]	0,5	1	1,5	2,5
LUNGHEZZA *LENGHT* [m]	20	40	60	100

* Distanza massima dal driver all'ultimo articolo della linea a massimo carico.
Per lunghezze massime dei cavi effettive,fare riferimento a support@linealight.com
** Maximum distance between LED driver and last device at full load.*
For effective maximum cable lengths,please refer to

TIPO DI CONNESSIONE
TYPE OF CONNECTION

X: Se il cavo flessibile esterno di questo apparecchio è danneggiato, deve essere sostituito da un cavo speciale, disponibile esclusivamente presso il fabbricante, o il suo servizio di assistenza.
X: If the external flexible cable of this appliance is dameged, it must be replaced with a special cable, which is only avaible from the manufacturer or its service department.

Y: Se il cavo flessibile esterno di questo apparecchio è danneggiato, deve essere sostituito esclusivamente dal fabbricante, dal suo servizio di assistenza o da personale qualificato equivalente, al fine di evitare pericoli.
Y: If the external flexible cable of this appliance is dameged, it must only be replaced by the manufacturer, its service department or equivalent qualified personell in order to avoid danger.

Z: Il cavo flessibile esterno di questo apparecchio non può essere sostituito; se il cavo è danneggiato l'apparecchio deve essere distrutto.
Z: The external flexible cable fo this appliance cannot be replaced; if the cable is dameged, the appliance must be destroyed.



SI PREGA SEGUIRE LE BUONE PRATICHE DI DIMENSIONAMENTO E SEZIONAMENTO DELL'IMPIANTO ELETTRICO, TENENDO PRESENTE: LE CARATTERISTICHE DELL' INTERRUTTORE DIFFERENZIALE ED IL NUMERO DI ARTICOLI COLLEGATI ALLA LINEA ELETTRICA; QUESTO PER AGEVOLARE L'IDENFICAZIONE DI EVENTUALI ANOMALIE SULLA LINEA ELETTRICA

PLEASE FOLLOW THE BEST PRACTICES IN ELECTRICAL SYSTEM DESIGN, PAING ATTENTION TO THE RCCB SWITCH CHARACTERISTICSAND THE NUMBER OF FITTINGS CONNECTED TO THE ELETRICAL LINE; THIS HELPS TO INDETIFY POSSIBLE ANOMALIES ON THE ELETRICAL LINE

SERIE | *SERIES*: PERISKOP_RM

BRAND: i-LèD

MARRONE / BROWN = LINEA / *LINE*
AZZURRO / LIGHT BLUE = NEUTRO / *NEUTRAL*
GIALLO-VERDE / YELLOW-GREEN = TERRA / EARTH CPC | PE

ELETTRONICA / *ELECTRIONICS*

DALI Power Supply



99309
99310
C-E300002

Scene COM EVO



83146

Optidimm RGBW | DW

C-E500004
C-E500005
C-E500006
C-E500007
C-E500008
C-E500009
C-E500010



DALI 2 | DT8

OPTI Touch 4"



C-E700019 + 83009 (driver)

OPTI Touch 7"



C-E700020 + 83009 (driver)

DALI XC



99311

STICK DE3



99234/99235 + 99184 (driver)
98140 (controcassa/casing)

STICK GU1



99045/99046 + 99184 (driver)
98140 (controcassa/casing)

SLESA U11



83243 + 83244 (driver)
84869 (connettore/*connector* XLR 3 pin)

DINA DR2



C-E700046

REAL-T PRO



C-E500024

Lumiquad PRO



83187

CAVO DMX / *DMX CABLE*



84865

SMART PRO



C-E700003
C-W600001 (telecomando, remote)

SERIE | *SERIES*: PERISKOP_RM

BRAND: i-LèD

MARRONE / BROWN = LINEA / *LINE*
AZZURRO / LIGHT BLUE = NEUTRO / *NEUTRAL*
GIALLO-VERDE / YELLOW-GREEN = TERRA / EARTH CPC | PE

MCB **N° MAX** ***DEVICES***

N° DI PRODOTTI PER MAGNETORTERMICO

N° OF LIGHT FITTINGS PER MCB

CODICE *CODE*	B10	B16	B20	C10	C16	C20
C01147	18	30	37	31	50	62
C01652	30	48	60	77	123	154
C01149	9	16	20	16	27	33
C01653	30	48	60	77	123	154
C01151	17	28	36	29	48	60
C01654	30	48	60	77	123	154
C01153	17	28	36	29	48	60
C01655	30	48	60	77	123	154
C01182	9	16	20	16	27	33
C01183	46	74	93	74	119	149
C01184	23	37	47	39	63	78
C01185	44	71	89	71	114	142
C01186	8	14	18	14	24	30
C01187	44	71	89	71	114	142
C01188	8	14	18	14	24	30
C01189	44	71	89	71	114	142
C01218	16	25	31	25	40	50
C01219	16	25	31	25	70	50
C01220	18	30	37	31	50	62
C01221	18	30	37	31	50	62
C01222	16	25	31	25	40	50
C01223	16	25	31	25	70	50
C01224	18	30	37	31	50	62
C01225	16	25	31	25	70	50
C01234	18	30	37	31	50	62
C01235	18	30	37	31	50	62
C01236	13	21	27	22	36	45
C01237	13	21	27	22	36	45
C01238	13	21	27	22	36	45
C01239	13	21	27	22	36	45
C01421	18	30	37	31	50	62
C01664	30	48	60	77	123	154
C01423	9	16	20	16	27	33
C01665	30	48	60	77	123	154
C01425	17	28	36	29	48	60
C01666	30	48	60	77	123	154
C01427	17	28	36	29	48	60
C01667	30	48	60	77	123	154
C01447	9	16	20	16	27	33
C01448	46	74	93	74	119	149
C01449	23	37	47	39	63	78
C01450	44	71	89	71	114	142
C01451	8	14	18	14	24	30
C01452	44	71	89	71	114	142
C01453	8	14	18	14	24	30
C01454	44	71	89	71	114	142
C01474	16	25	31	25	40	50
C01475	16	25	31	25	70	50
C01476	18	30	37	31	50	62
C01477	18	30	37	31	50	62
C01478	16	25	31	25	40	50
C01479	13	21	27	22	36	45
C01480	18	30	37	31	50	62
C01481	13	21	27	22	36	45
C01490	18	30	37	31	50	62
C01491	18	30	37	31	50	62
C01492	13	21	27	22	36	45
C01493	13	21	27	22	36	45
C01494	13	21	27	22	36	45
C01495	13	21	27	22	36	45

CONNETTORI IP / *IP CONNECTORS*

Junction Box | Gel
2 ways
IP68
Ø4,8- 6mm



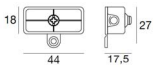

98989 2x0.75mm^2

Junction Box
2 ways
IP68
Ø7-13.5mm



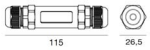

84893 2x0.5mm^2 - 2x2.5mm^2

Junction Box
2 ways
IP68
Ø3-8mm



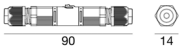

98990 2x0.25mm^2 - 2x1mm^2

Junction Box | Gel
4 ways
IP68
Ø6.5- 12mm



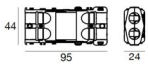

84894 4x1.5mm^2

Junction Box | Gel
2 ways
IP68
Ø5.5-10mm





98991 3x1.5mm^2

SERIE | *SERIES*: PERISKOP_RM

BRAND: i-LèD

MARRONE / BROWN = LINEA / *LINE*
AZZURRO / LIGHT BLUE = NEUTRO / *NEUTRAL*
GIALLO-VERDE / YELLOW-GREEN = TERRA / EARTH CPC | PE

CABLAGGIO IN PARALLELO | *PARALLEL WIRING*
TENSIONE DI RETE | *MAINS VOLTAGE*

AC

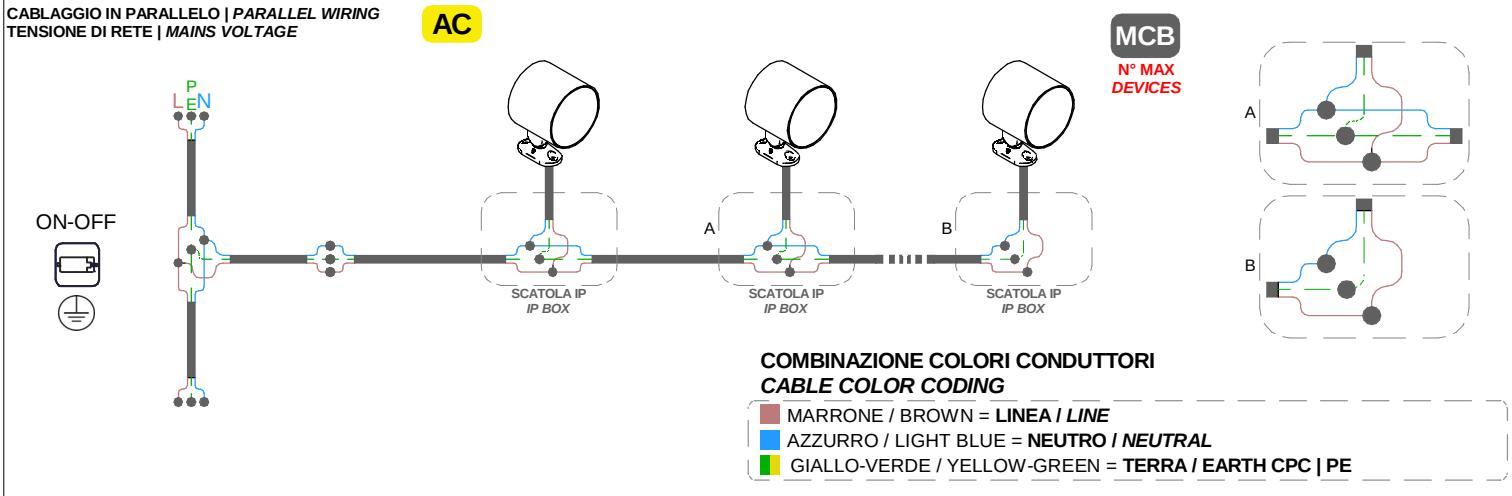

COMBINAZIONE COLORI CONDUTTORI
CABLE COLOR CODING

MARRONE / BROWN = **LINEA / *LINE***
AZZURRO / LIGHT BLUE = **NEUTRO / *NEUTRAL***
GIALLO-VERDE / YELLOW-GREEN = **TERRA / EARTH CPC | PE**

CABLAGGIO IN PARALLELO | *PARALLEL WIRING*
TENSIONE DI RETE | *MAINS VOLTAGE*

AC

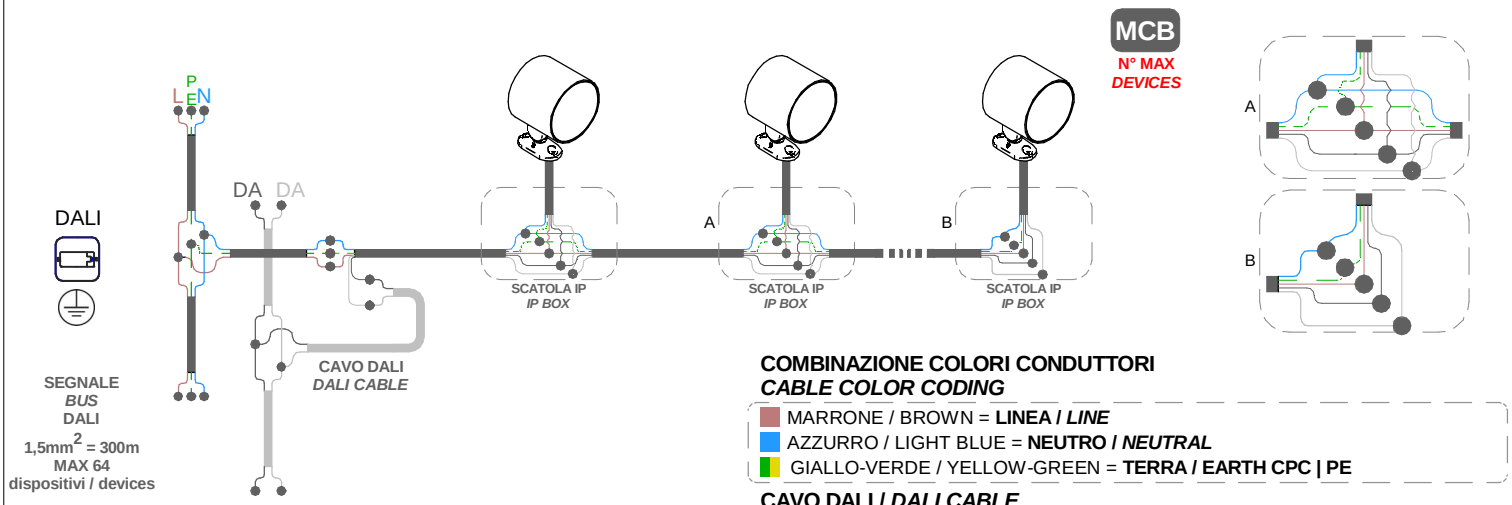

COMBINAZIONE COLORI CONDUTTORI
CABLE COLOR CODING

MARRONE / BROWN = **LINEA / *LINE***
AZZURRO / LIGHT BLUE = **NEUTRO / *NEUTRAL***
GIALLO-VERDE / YELLOW-GREEN = **TERRA / EARTH CPC | PE**

CAVO DALI / *DALI CABLE*

DALI
GRIGIO/ *GREY* = **DALI 1**
GRIGIO CHIARO / *LIGHT GREY* = **DALI 2**

CABLAGGIO IN PARALLELO | *PARALLEL WIRING*
TENSIONE DI RETE | *MAINS VOLTAGE*

AC

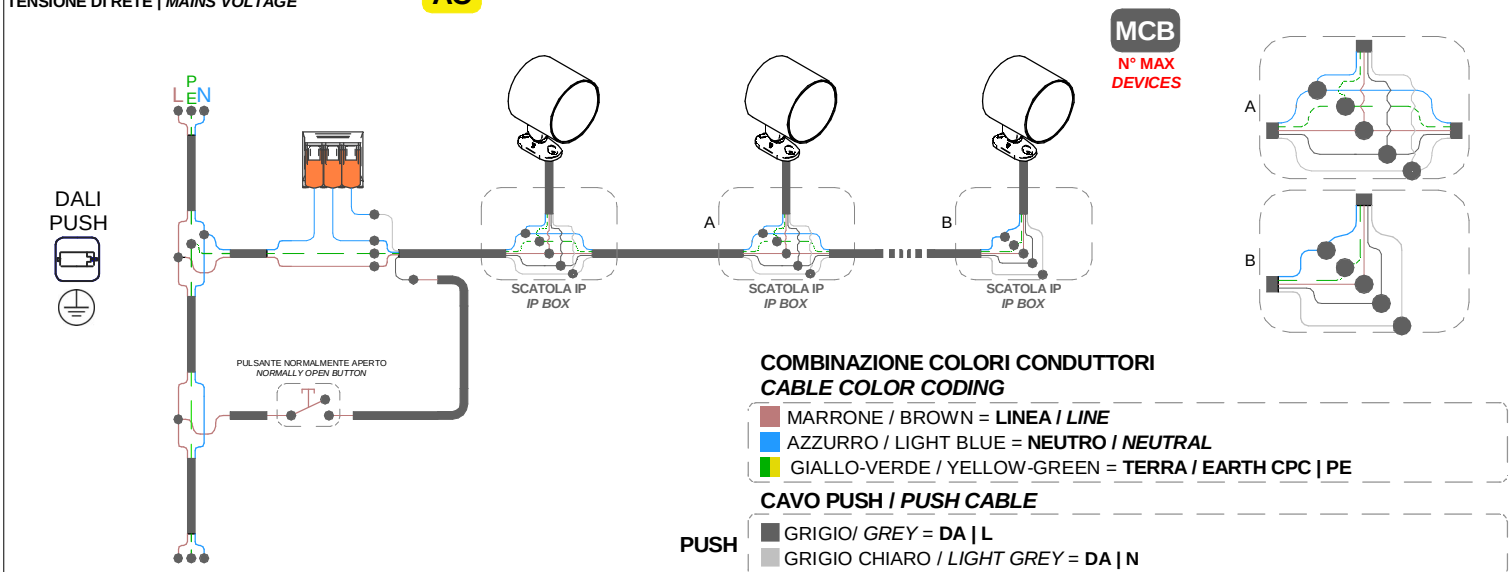

COMBINAZIONE COLORI CONDUTTORI
CABLE COLOR CODING

MARRONE / BROWN = **LINEA / *LINE***
AZZURRO / LIGHT BLUE = **NEUTRO / *NEUTRAL***
GIALLO-VERDE / YELLOW-GREEN = **TERRA / EARTH CPC | PE**

CAVO PUSH / *PUSH CABLE*

PUSH
GRIGIO/ *GREY* = **DA | L**
GRIGIO CHIARO / *LIGHT GREY* = **DA | N**

SERIE | *SERIES*: PERISKOP_RM

BRAND: i-LèD

MARRONE / BROWN = LINEA / *LINE*
AZZURRO / LIGHT BLUE = NEUTRO / *NEUTRAL*
GIALLO-VERDE / YELLOW-GREEN = TERRA / EARTH CPC | PE

RGBW CENTRALINA SMART *SMART CONTROLLER*

CC

CABLAGGIO IN SERIE CORRENTE COSTANTE *SERIES WIRING CONSTANT CURRENT*

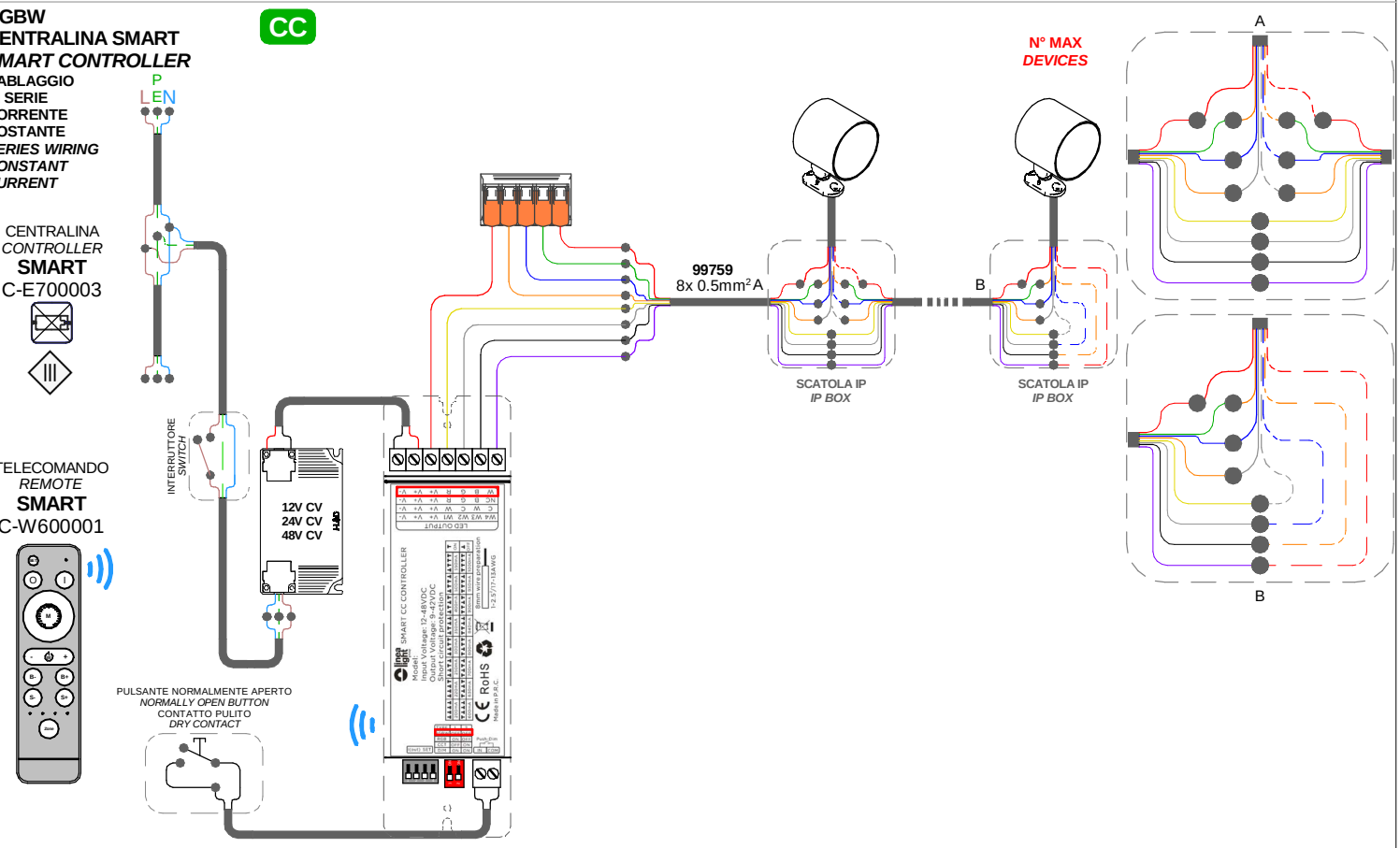

RGBW CENTRALINA DALI 2 DT8 *DALI 2 DT8 CONTROLLER*

CC

CABLAGGIO IN SERIE | CORRENTE COSTANTE *SERIES WIRING | CONSTANT CURRENT*

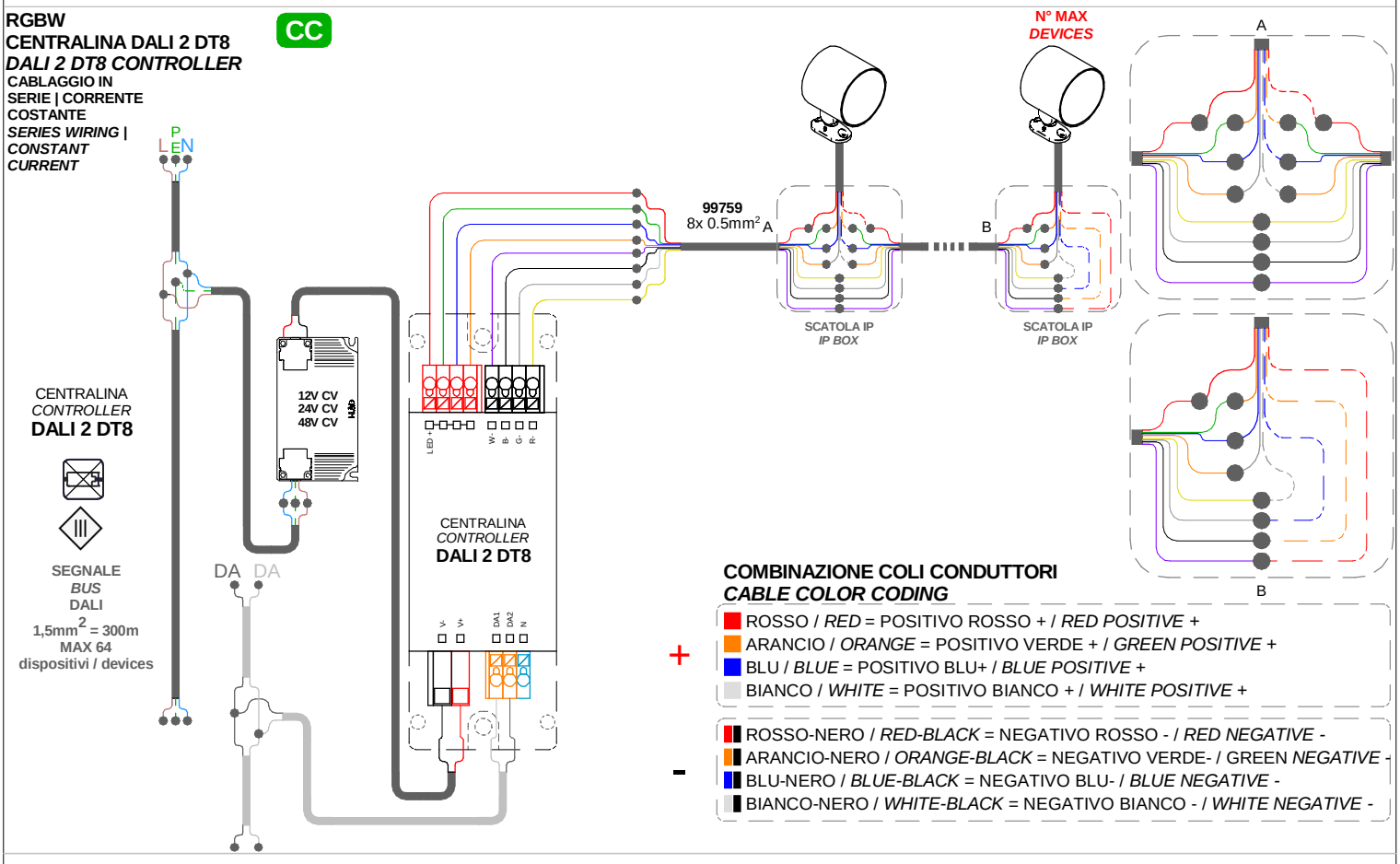

COMBINAZIONE COLI CONDUTTORI *CABLE COLOR CODING*

\+
- ROSSO / *RED* = POSITIVO ROSSO + / *RED POSITIVE* +
- ARANCIO / *ORANGE* = POSITIVO VERDE + / *GREEN POSITIVE* +
- BLU / *BLUE* = POSITIVO BLU+ / *BLUE POSITIVE* +
- BIANCO / *WHITE* = POSITIVO BIANCO + / *WHITE POSITIVE* +

\-
- ROSSO-NERO / *RED-BLACK* = NEGATIVO ROSSO - / *RED NEGATIVE* -
- ARANCIO-NERO / *ORANGE-BLACK* = NEGATIVO VERDE- / GREEN *NEGATIVE* -
- BLU-NERO / *BLUE-BLACK* = NEGATIVO BLU- / *BLUE NEGATIVE* -
- BIANCO-NERO / *WHITE-BLACK* = NEGATIVO BIANCO - / *WHITE NEGATIVE* -

SERIE | *SERIES*: PERISKOP_RM

BRAND: i-LèD

MARRONE / BROWN = LINEA / *LINE*
AZZURRO / LIGHT BLUE = NEUTRO / *NEUTRAL*
GIALLO-VERDE / YELLOW-GREEN = TERRA / EARTH CPC | PE

RGBW
CENTRALINA DMX
DMX CONTROLLER

CC

CABLAGGIO IN SERIE | CORRENTE COSTANTE
SERIES WIRING | CONSTANT CURRENT

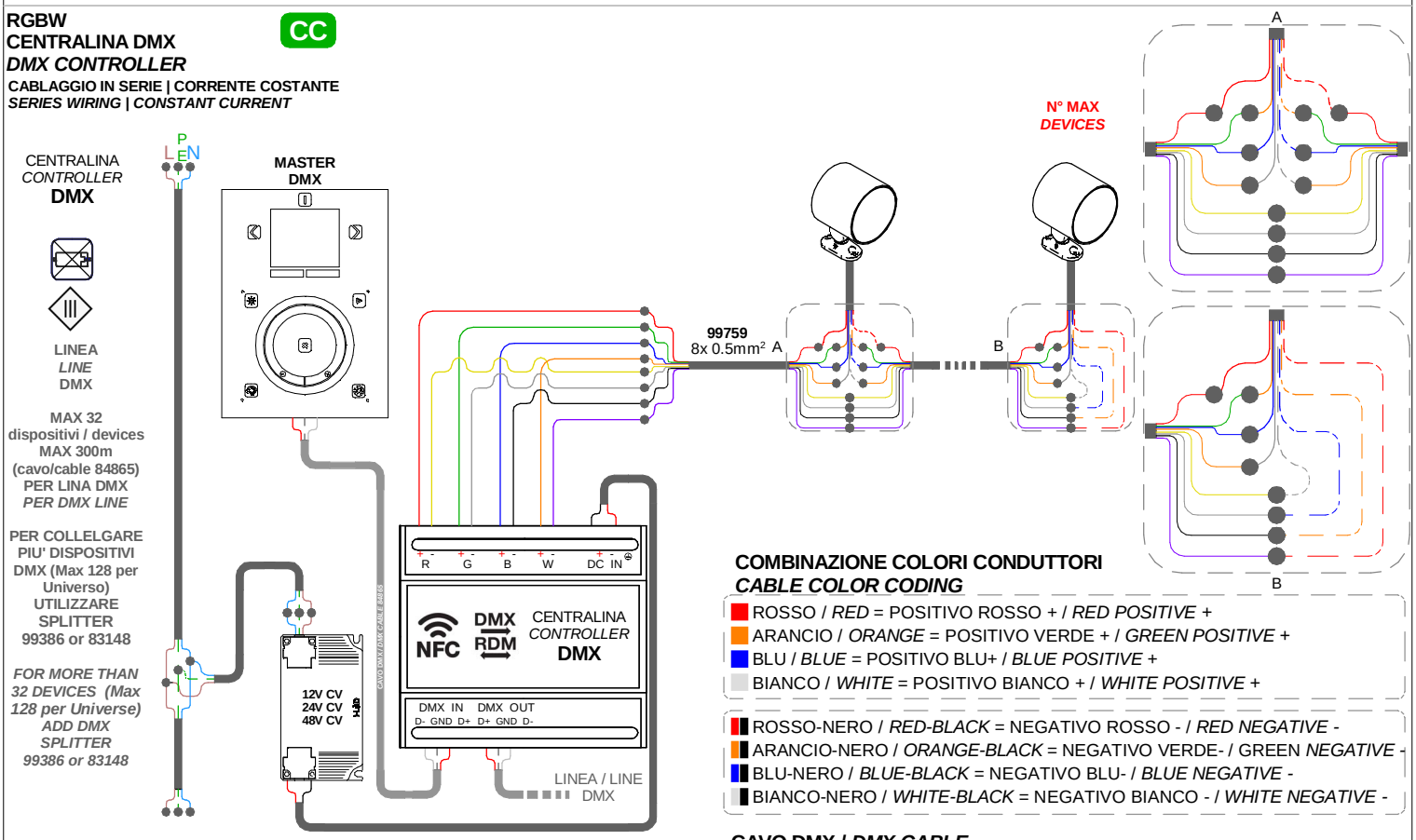

COMBINAZIONE COLORI CONDUTTORI
CABLE COLOR CODING

- ROSSO / *RED* = POSITIVO ROSSO + / *RED POSITIVE* +
- ARANCIO / *ORANGE* = POSITIVO VERDE + / *GREEN POSITIVE* +
- BLU / *BLUE* = POSITIVO BLU+ / *BLUE POSITIVE* +
- BIANCO / *WHITE* = POSITIVO BIANCO + / *WHITE POSITIVE* +

- ROSSO-NERO / *RED-BLACK* = NEGATIVO ROSSO - / *RED NEGATIVE* -
- ARANCIO-NERO / *ORANGE-BLACK* = NEGATIVO VERDE- / GREEN *NEGATIVE* -
- BLU-NERO / *BLUE-BLACK* = NEGATIVO BLU- / *BLUE NEGATIVE* -
- BIANCO-NERO / *WHITE-BLACK* = NEGATIVO BIANCO - / *WHITE NEGATIVE* -

CAVO DMX / *DMX CABLE*

DMX
- ROSSO / RED = **DMX POSITIVO + / DMX POSITIVO +**
- CALZA / SHIELD = **DMX GND**
- BIANCO / WHITE = **DMX NEGATIVO - / DMX NEGATIVE -**

DRIVER TENSIONE COSTANTE
CV | *CONSTANT VOLTAGE*
DRIVER CV [V]

CODICE CODE	TENSIONE *VOLTAGE* [V]	POWER [W]
83010	12V	60
83013		120
99371	24V	50
84700		75
99374		
99331		150
99786		240
99784	48V	150
99785		240

N° MAX *DEVICES* **N° DI PRODOTTI COLLEGAMENTO IN SERIE | *N° OF LIGHT SERIES WIRING***

CODICE CODE	DIMMING	CONTROLLER	POWER DC [W]	POWER SUPPLY CV [V] 12V	24V	48V
C01154; C01428	SMART RF	C-E700003	8	3	4-6	7-14
	DALI DT8	C-E500010	2	1-3	1-7	1-15
	DMX	83187	8	1-3	2-7	4-15
		C-E700046	8	-	2-6	3-12
C01190; C01455	SMART RF	C-E700003	18	1	2	3-4
	DALI DT8	C-E500009	4,5	1	1-2	1-5
	DMX	83187	18	1	1-2	2-5
		C-E700046	18	-	1-2	1-5
C01226; C01482	SMART RF	C-E700003	38	-	-	1
	DALI DT8	C-E500008	9,5	-	-	1
	DMX	83187	38	-	-	1
		C-E700046	38	-	-	1
C01240; C01496	SMART RF	C-E700003	48	-	-	1
	DALI DT8	C-E500009	12	-	-	1
	DMX	83187	48	-	-	1
		C-E700046	48	-	-	1

linea light group	**ISTRUZIONI DI MONTAGGIO** *MOUNTING INSTRUCTIONS*	**REVISIONE N°.** *REVISION N°.*	**DATA**
		Rev. 1	**10/6/2026**

FGI00882

SERIE | *SERIES*: PERISKOP_R
BRAND: i-LèD

***SERGUIRE IL FOGLIO DI ISTRUZIONE**
***FOLLOW THE INSTRUCTION MANUAL** **FGI00877C** **FGI00861**

IP65

S= STANDARD **SC= STANDARD COMFORT**

A

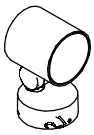

ϕ 80
S

B

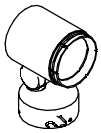

ϕ 80
SC

C

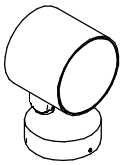

ϕ 115
S

D

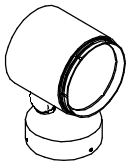

ϕ 115
SC

E

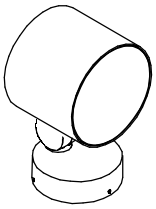

ϕ 150
S

F

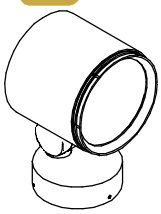

ϕ 150
SC

G

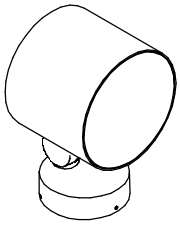

ϕ 175
S

H

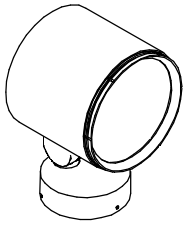

ϕ 175
SC

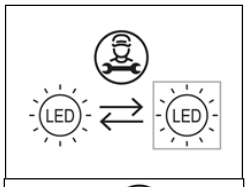

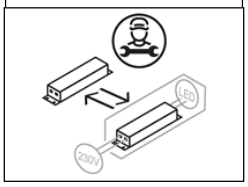

ACCESSORIO NON INCLUSI / *NOT INCLUDED ACCESSORIES*

VITI E TASSELLI
ANCHORS AND SCREWS

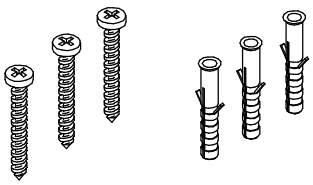

SNOOT 45° ANTI-ABBAGLIAMENTO
ANTI-GLARE SNOOT 45°

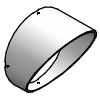

C-U300058 / 59 / 60 / 61 / 62 (ϕ80)
C-U300068 / 69 / 70 / 71 / 72 (ϕ115)
C-U300078 / 79 / 80 / 81 / 82 (ϕ150)
C-U300088/ 89 / 90 / 91 / 92 (ϕ175)
FGI00877C

SNOOT ANTI-ABBAGLIAMENTO
ANTI-GLARE SNOOT

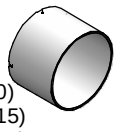

C-U300053 / 54 / 55 / 56 / 57 (ϕ80)
C-U300063 / 64 / 65 / 66 / 67 (ϕ115)
C-U300073 / 74 / 75 / 76 / 77 (ϕ150)
C-U300083/ 84 / 85 / 86 / 87 (ϕ175)
FGI00877C

PICCHETTO DI FISSAGGIO
FIXING PEG



C-F500006 | H 204mm (ϕ80), (ϕ115)
C-F500007 | H 301mm (ϕ150), (ϕ175)
FGI00877C

CINTURA PER ALBERO
TREE BELT



C-F800004 (ϕ80-ϕ115-ϕ150-ϕ175)
FGI00877C

SERIE | *SERIES*: PERISKOP_R

BRAND: i-LèD

***NON FISSARE LA SORGENTE LUMINOSA.**
***DO NOT LOOK AT LIGHT SOURCE.**



SPECIFICHE PRODOTTI - CODICI | *PRODUCTS SPECIFICATION - CODES*

LISTA ARTICOLI / *FIXTURES LIST*

CODE	ON OFF	DALI 2 PUSH	RGBW	HONEY COMB	S	SC	Dimensions (LxWxH / Ø x H mm)	Electrical Insulation Class	POWER (W)	CLASS I / II INPUT (V)	CLASS I / II FREQUENCY (Hz)	CLASS III VOLTAGE (V)	CLASS III CURRENT (mA)	WEIGHT (Kg)	IP	CRI	IK	Energy class light source Temperature color LED (°K) 2200	2700	3000	4000	No. light source	Conn. Type
C01138	x				x	-	Ø80 x 82,5	1	2,5	220-240	50/60			0,9	65	80	7	G	F	F	E	1	Y
C01648		x							2,5					0,9				G	F	F	E	1	
C01140	x								9					0,9				G	F	F	E	4	
C01649		x							9					0,9				G	F	F	E	4	
C01142	x								11					0,9				F	E	E	E	1	
C01650		x							11					0,9				F	E	E	E	1	
C01144	x			x					11					0,9				F	E	E	E	1	
C01651		x		x					11					0,9				F	E	E	E	1	
C01145			x					3	8	3	630			0,9				N/A				1	
C01173	x						Ø115 x 102	1	7,5	220-240	50/60			1,5		80	9	G	F	F	E	3	
C01174		x							7,5					1,5				G	F	F	E	3	
C01175	x								21					1,5				G	F	F	E	9	
C01176		x							21					1,5				G	F	F	E	9	
C01177	x								20					1,5				E	E	E	E	1	
C01178		x							20					1,5				E	E	E	E	1	
C01179	x			x					20					1,5				E	E	E	E	1	
C01180		x		x					20					1,5				E	E	E	E	1	
C01181			x					3	18	9	500			1,5				N/A				1	
C01209	x						Ø150 x 125	1	17	220-240	50/60			2,8		80		G	F	F	E	7	
C01210		x							17					2,8				G	F	F	E	7	
C01211	x								37,5					2,8				G	F	F	E	16	
C01212		x							37,5					2,8				G	F	F	E	16	
C01213	x								31,5					2,8				F	E	E	F	1	
C01214		x							31,5					2,8				F	E	E	F	1	
C01215	x			x					31,5					2,8				F	E	E	F	1	
C01216		x		x					31,5					2,8				F	E	E	F	1	
C01217			x					3	38	28	300			3,9				N/A				1	
C01227	x						Ø175 x 145	1	46	220-240	50/60			3,9		80	8	G	F	F	E	20	
C01228		x							46					3,9				G	F	F	E	20	
C01229	x								49					3,9				F	E	E	E	1	
C01230		x							49					3,9				F	E	E	E	1	
C01231	x			x					49					3,9				F	E	E	E	1	
C01232		x		x					49					3,9				F	E	E	E	1	
C01233			x					3	48	9	450			3,9				N/A				1	
C01412	x				-	x	Ø80 x 95,5	1	2,5	220-240	630			0,9		80	7	G	F	F	E	1	
C01660		x							2,5					0,9				G	F	F	E	1	
C01414	x								9					0,9				G	F	F	E	4	
C01661		x							9					0,9				G	F	F	E	4	
C01416	x								11					0,9				F	E	E	E	1	
C01662		x							11					0,9				F	E	E	E	1	
C01418	x			x					11					0,9				F	E	E	E	1	
C01663		x		x					11					0,9				F	E	E	E	1	
C01419			x					3	8	3	630			0,9				N/A				1	
C01438	x						Ø115 x 112	1	7,5	220-240	50/60			1,5		80	9	G	F	F	E	3	
C01439		x							7,5					1,5				G	F	F	E	3	
C01440	x								21					1,5				G	F	F	E	9	
C01441		x							21					1,5				G	F	F	E	9	
C01442	x								20					1,5				E	E	E	E	1	
C01443		x							20					1,5				E	E	E	E	1	
C01444	x			x					20					1,5				E	E	E	E	1	
C01445		x		x					20					1,5				E	E	E	E	1	
C01446			x					3	18	9	500			1,5				N/A				1	
C01465	x						Ø150 x 138	1	17	220-240	50/60			2,8		80		G	F	F	E	7	
C01466		x							17					2,8				G	F	F	E	7	
C01467	x								37,5					2,8				G	F	F	E	16	
C01468		x							37,5					2,8				G	F	F	E	16	
C01469	x								31,5					2,8				F	E	E	F	1	
C01470		x							31,5					2,8				F	E	E	F	1	
C01471	x			x					31,5					2,8				F	E	E	F	1	
C01472		x		x					31,5					2,8				F	E	E	F	1	
C01473			x					3	38	28	300			2,8				N/A				1	
C01483	x						Ø175 x 158	1	46	220-240	50/60			3,9		80	8	G	F	F	E	20	
C01484		x							46					3,9				G	F	F	E	20	
C01485	x								49					3,9				F	E	E	E	1	
C01486		x							49					3,9				F	E	E	E	1	
C01487	x			x					49					3,9				F	E	E	E	1	
C01488		x		x					49					3,9				F	E	E	E	1	
C01489			x					3	48	28	450			3,9				N/A				1	

Ta -20°C ÷ +50°C

SERIE | *SERIES*: PERISKOP_R
BRAND: i-LèD

PASSAGGIO CAVO *CABLE PASSTHROUGH*
PUNTI DI FISSAGGIO *FIXING POINTS*

DIMENSIONI / *DIMENSIONS*

A

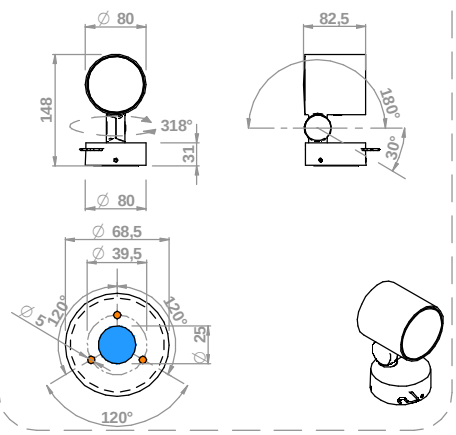

B

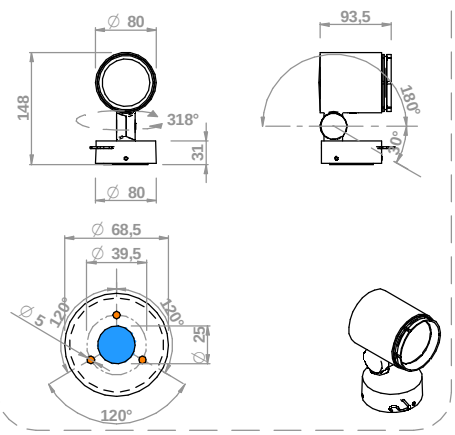

C

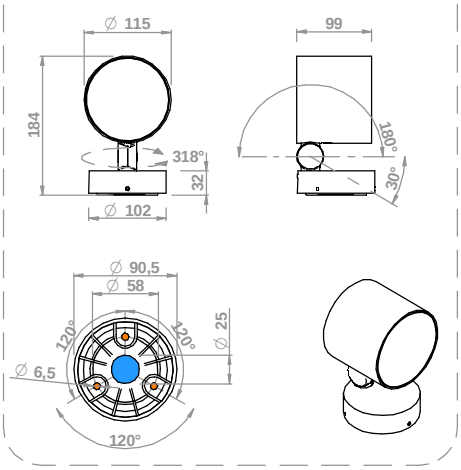

D

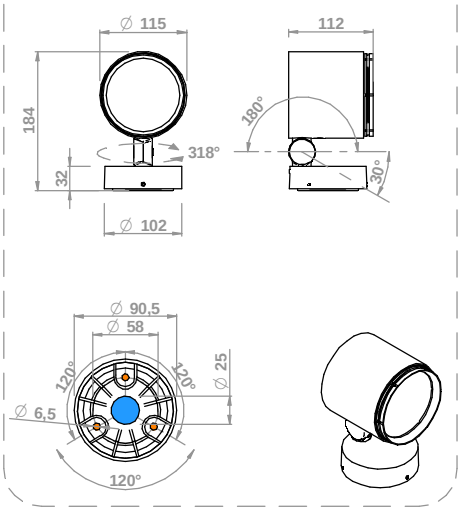

E

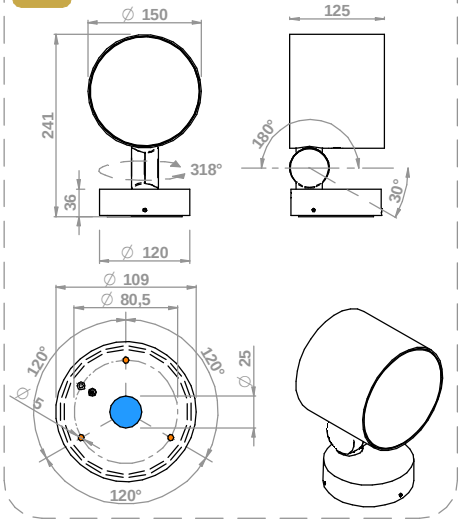

F

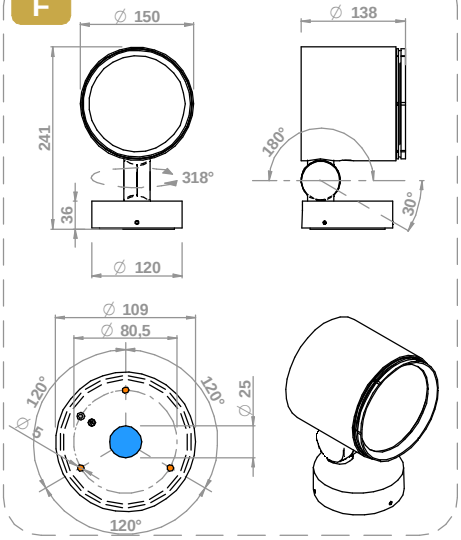

G

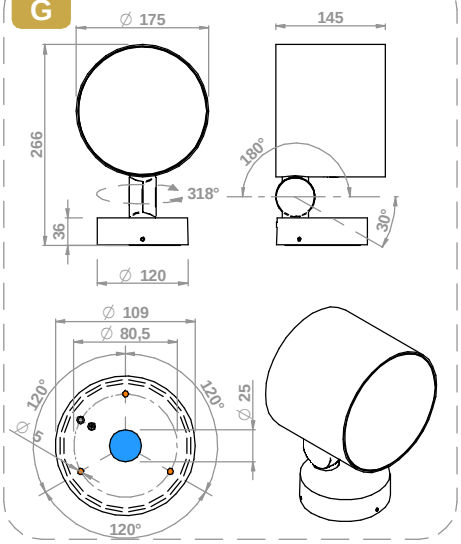

H

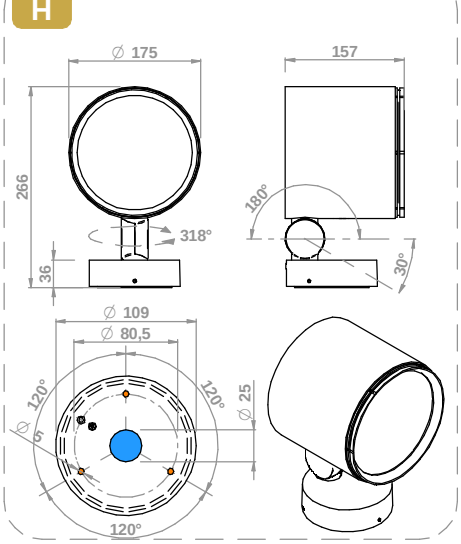

SERIE | *SERIES*: PERISKOP_R

BRAND: i-LèD

INSTALLAZIONE / *INSTALLATION*

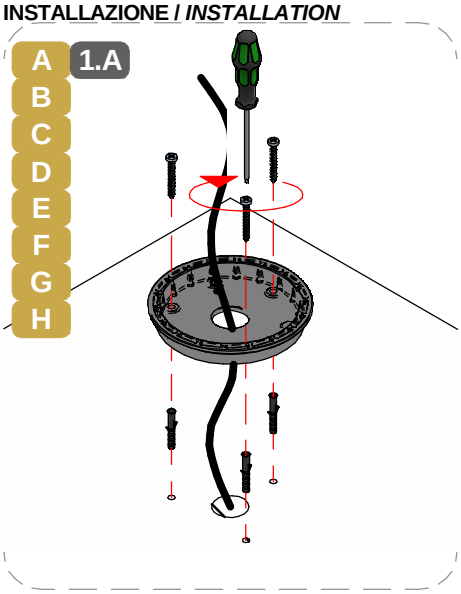

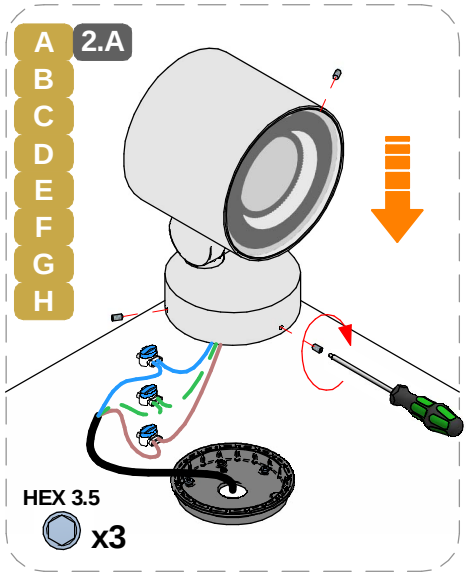

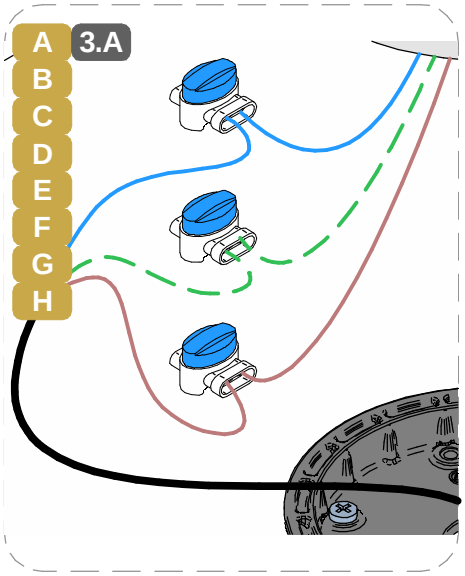

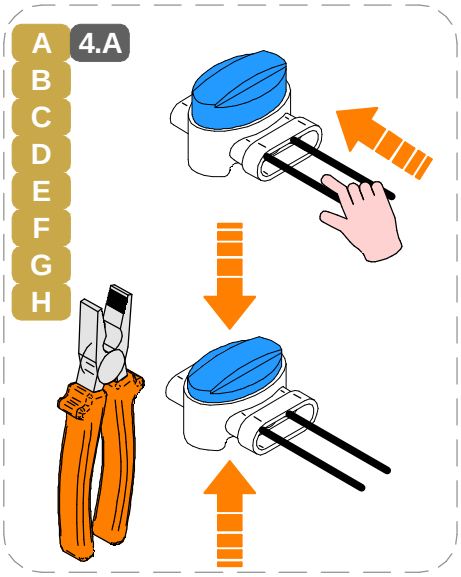

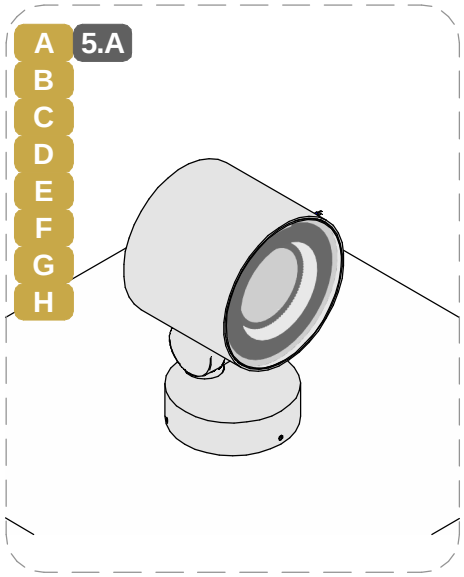

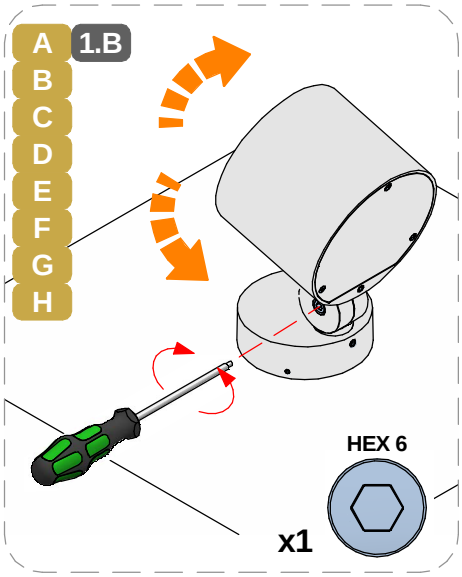

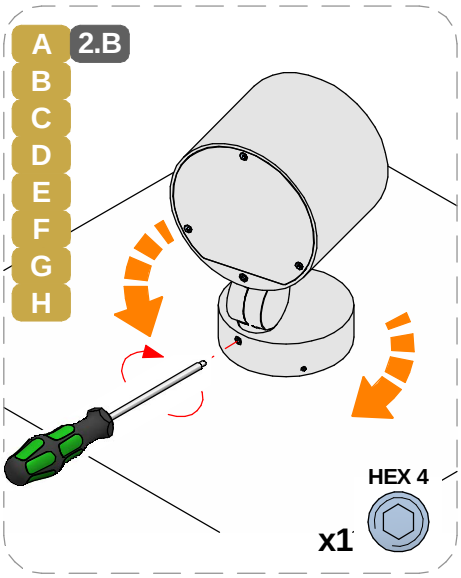

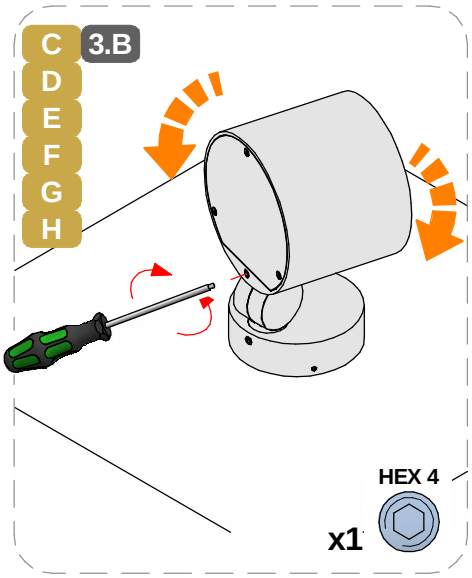

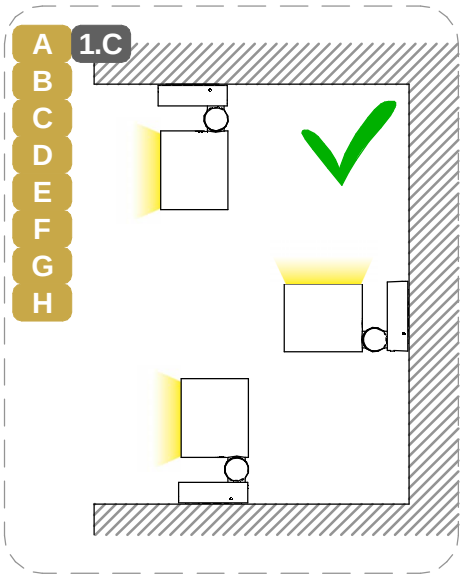

SERIE | *SERIES*: PERISKOP_R

BRAND: i-LèD

MARRONE / BROWN = LINEA / *LINE*
AZZURRO / LIGHT BLUE = NEUTRO / *NEUTRAL*
GIALLO-VERDE / YELLOW-GREEN = TERRA / EARTH CPC | PE

CABLAGGIO / *WIRING*

1

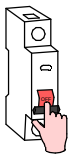

TUTTE LE OPERAZIONI DI COLLEGAMENTO ALLA RETE ELETTRICA DEVONO ESSERE CONDOTTE IN MANCANZA DI TENSIONE

ALL THE WIRING OPERATION MUST BE PERFORMED WITH MCB IN OFF POSITION

2



SE IL PRODOTTO E' DEFINITO IN CLASSE 1, IL CONDUTTORE DI MESSA A TERRA DI PROTEZIONE DEVE ESSERE SEMPRE COLLEGATO

IF THE FITTING IS CLASS 1 RATED, THE CPC | EARTH | PE CONDUCTOR MUST BE CONNECTED

3

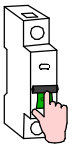

SE L'IMPIANTO E' STATO COMPLETATO ED E' IN SICUREZZA, PUO' ESSERE ALIMENTATO

WHEN THE CIRCUIT IS COMPLETED AND SAFE, MCB CAN BE SET IN ON POSITION

SE IL PRODOTTO E' DEFINITO IN CLASSE 3, IL CIRCUITO SECONDARIO A BASSA TENSIONE DEVE ESSERE COLLEGATO ALL'ALIMENTATORE PRIMA CHE QUESTO SIA SOTTO TENSIONE

IF THE FITTING IS CLASS 3 RATED, THE LOW VOLTAGE CIRCUIT MUST BE WIRED BEFORE THE POWER SUPPLY IS POWERED ON

SE IL CARICO VENISSE COLLEGATO AD ALIMENTATORE SOTTO TENSIONE, I PRODOTTI POTREBBERO DANNEGGIARSI, SUBENDO UN DANNO DA SOVRATENSIONE

IF THE LOAD IS WIRED TO AN ALREADY ON POWER SUPPLY, THE FITTINGS COULD BE DAMAGED BY VOLTAGE SURGE

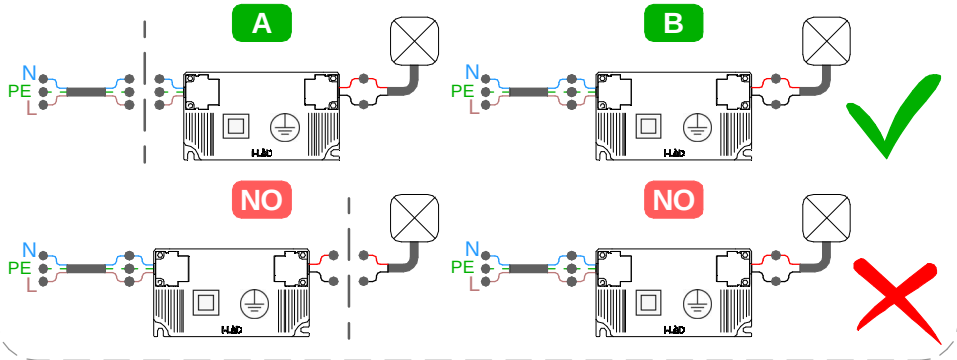

Per ridurre il rischio di strangolamento, il cavo flessibile collegato all'aparecchio deve essere efficacemente fissato alla parete, se si trova all'interno del volume di accessibilità.
To reduce the risk of strangulation, the flexible cable connected to the device must be securely fixed to the wall if it is located within the accessible area.

ASSICURARSI CHE LA CONTROCASSA OD IL PRODOTTO SIANO POSIZIONATI SU UNA SUPEFICE PIANA

MAKE SURE THE OUTER CASING OR THE LIGHT FITTING ARE PLACED ON A FLAT SURFACE

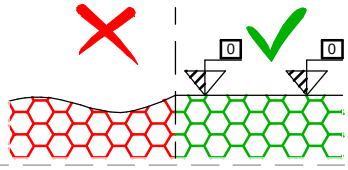

CC

CORRENTE COSTANTE
MAX. DISTANZA TRA DRIVER ED ULTIMO PRODOTTO | SEZIONE CAVO
CONSTANT CURREMT
DRIVER TO LAST LIGHT FITTING
MAX DISTANCE | WIRE SECTION

SEZIONE *SECTION* [mm2]	0,5	1	1,5	2,5
LUNGHEZZA *LENGHT* [m]	20	40	60	100

* Distanza massima dal driver all'ultimo articolo della linea a massimo carico. Per lunghezze massime dei cavi effettive,fare riferimento a support@linealight.com

** Maximum distance between LED driver and last device at full load. For effective maximum cable lengths,please refer to*

SI PREGA SEGUIRE LE BUONE PRATICHE DI DIMENSIONAMENTO E SEZIONAMENTO DELL'IMPIANTO ELETTRICO, TENENDO PRESENTE: LE CARATTERISTICHE DELL' INTERRUTTORE DIFFERENZIALE ED IL NUMERO DI ARTICOLI COLLEGATI ALLA LINEA ELETTRICA; QUESTO PER AGEVOLARE L'IDENFICAZIONE DI EVENTUALI ANOMALIE SULLA LINEA ELETTRICA

PLEASE FOLLOW THE BEST PRACTICES IN ELECTRICAL SYSTEM DESIGN, PAING ATTENTION TO THE RCCB SWITCH CHARACTERISTICSAND THE NUMBER OF FITTINGS CONNECTED TO THE ELETRICAL LINE; THIS HELPS TO INDETIFY POSSIBLE ANOMALIES ON THE ELETRICAL LINE

TIPO DI CONNESSIONE
TYPE OF CONNECTION

X: Se il cavo flessibile esterno di questo apparecchio è danneggiato, deve essere sostituito da un cavo speciale, disponibile esclusivamente presso il fabbricante, o il suo servizio di assistenza.
X: If the external flexible cable of this appliance is dameged, it must be replaced with a special cable, which is only avaible from the manufacturer or its service department.

Y: Se il cavo flessibile esterno di questo apparecchio è danneggiato, deve essere sostituito esclusivamente dal fabbricante, dal suo servizio di assistenza o da personale qualificato equivalente, al fine di evitare pericoli.
Y: If the external flexible cable of this appliance is dameged, it must only be replaced by the manufacturer, its service department or equivalent qualified personell in order to avoid danger.

Z: Il cavo flessibile esterno di questo apparecchio non può essere sostituito; se il cavo è danneggiato l'apparecchio deve essere distrutto.
Z: The external flexible cable fo this appliance cannot be replaced; if the cable is dameged, the appliance must be destroyed.

SERIE | *SERIES*: PERISKOP_R

BRAND: i-LèD

MARRONE / BROWN = LINEA / *LINE*
AZZURRO / LIGHT BLUE = NEUTRO / *NEUTRAL*
GIALLO-VERDE / YELLOW-GREEN = TERRA / EARTH CPC | PE

ELETTRONICA / *ELECTRIONICS*

DALI Power Supply



99309
99310
C-E300002

Scene COM EVO



83146

Optidimm RGBW | DW

C-E500004
C-E500005
C-E500006
C-E500007
C-E500008
C-E500009
C-E500010



DALI 2 | DT8

OPTI Touch 4"



C-E700019 + 83009 (driver)

OPTI Touch 7"



C-E700020 + 83009 (driver)

DALI XC



99311

STICK DE3



99234/99235 + 99184 (driver)
98140 (controcassa/casing)

STICK GU1



99045/99046 + 99184 (driver)
98140 (controcassa/casing)

SLESA U11



83243 + 83244 (driver)
84869 (connettore/*connector* XLR 3 pin)

DINA DR1



83144

REAL-T PRO



C-E500014 | C-E500012

Lumiquad PRO



83187

CAVO DMX / *DMX CABLE*



84865

SMART PRO



C-E700003
C-W600001 (telecomando, remote)

SERIE | *SERIES*: PERISKOP_R

BRAND: i-LèD

MARRONE / BROWN = LINEA / *LINE*
AZZURRO / LIGHT BLUE = NEUTRO / *NEUTRAL*
GIALLO-VERDE / YELLOW-GREEN = TERRA / EARTH CPC | PE

MCB **N° MAX** ***DEVICES***

N° DI PRODOTTI PER MAGNETORTERMICO

N° OF LIGHT FITTINGS PER MCB

CODICE *CODE*	B10	B16	B20	C10	C16	C20
C01138	18	30	37	31	50	62
C01648	30	48	60	77	123	154
C01140	9	16	20	16	27	33
C01649	30	48	60	77	123	154
C01142	17	28	36	29	48	60
C01650	30	48	60	77	123	154
C01144	17	28	36	29	48	60
C01651	30	48	60	77	123	154
C01173	9	16	20	16	27	33
C01174	46	74	93	74	119	149
C01175	23	37	47	39	63	78
C01176	44	71	89	71	114	142
C01177	8	14	18	14	24	30
C01178	44	71	89	71	114	142
C01179	8	14	18	14	24	30
C01180	44	71	89	71	114	142
C01209	16	25	31	25	40	50
C01210	16	25	31	25	70	50
C01211	18	30	37	31	50	62
C01212	18	30	37	31	50	62
C01213	16	25	31	25	40	50
C01214	16	25	31	25	70	50
C01215	18	30	37	31	50	62
C01216	16	25	31	25	70	50
C01227	18	30	37	31	50	62
C01228	18	30	37	31	50	62
C01229	13	21	27	22	36	45
C01230	13	21	27	22	36	45
C01231	13	21	27	22	36	45
C01232	13	21	27	22	36	45
C01412	18	30	37	31	50	62
C01660	30	48	60	77	123	154
C01414	9	16	20	16	27	33
C01661	30	48	60	77	123	154
C01416	17	28	36	29	48	60
C01662	30	48	60	77	123	154
C01418	17	28	36	29	48	60
C01663	30	48	60	77	123	154
C01438	9	16	20	16	27	33
C01439	46	74	93	74	119	149
C01440	23	37	47	39	63	78
C01441	44	71	89	71	114	142
C01442	8	14	18	14	24	30
C01443	44	71	89	71	114	142
C01444	8	14	18	14	24	30
C01445	44	71	89	71	114	142
C01465	16	25	31	25	40	50
C01466	16	25	31	25	70	50
C01467	18	30	37	31	50	62
C01468	18	30	37	31	50	62
C01469	16	25	31	25	40	50
C01470	13	21	27	22	36	45
C01471	18	30	37	31	50	62
C01472	13	21	27	22	36	45
C01483	18	30	37	31	50	62
C01484	18	30	37	31	50	62
C01485	13	21	27	22	36	45
C01486	13	21	27	22	36	45
C01487	13	21	27	22	36	45
C01488	13	21	27	22	36	45

CONNETTORI IP / *IP CONNECTORS*

Junction Box | Gel **IP68**
2 ways Ø4,8- 6mm



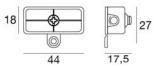

98989 2x0.75mm^2

Junction Box **IP68**
2 ways Ø7-13.5mm



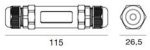

84893 2x0.5mm^2 - 2x2.5mm^2

Junction Box **IP68**
2 ways Ø3-8mm



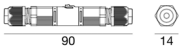

98990 2x0.25mm^2 - 2x1mm^2

Junction Box | Gel **IP68**
4 ways Ø6.5- 12mm



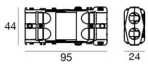

84894 4x1.5mm^2

Junction Box | Gel **IP68**
2 ways Ø5.5-10mm





98991 3x1.5mm^2

SERIE | *SERIES*: PERISKOP_R

BRAND: i-LèD

MARRONE / BROWN = LINEA / *LINE*
AZZURRO / LIGHT BLUE = NEUTRO / *NEUTRAL*
GIALLO-VERDE / YELLOW-GREEN = TERRA / EARTH CPC | PE

CABLAGGIO IN PARALLELO | *PARALLEL WIRING*
TENSIONE DI RETE | *MAINS VOLTAGE*

AC

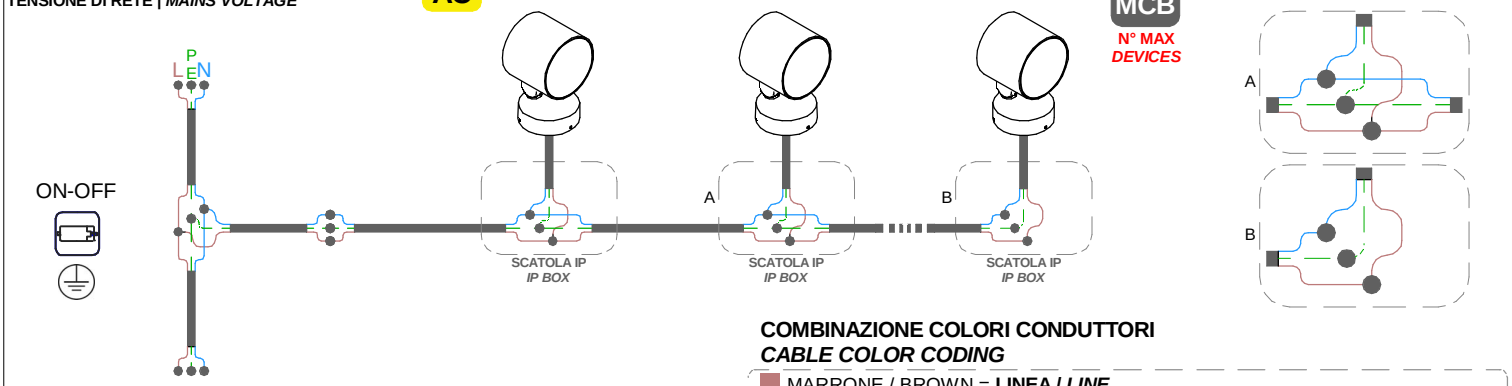

COMBINAZIONE COLORI CONDUTTORI
CABLE COLOR CODING

MARRONE / BROWN = **LINEA / *LINE***
AZZURRO / LIGHT BLUE = **NEUTRO / *NEUTRAL***
GIALLO-VERDE / YELLOW-GREEN = **TERRA / EARTH CPC | PE**

CABLAGGIO IN PARALLELO | *PARALLEL WIRING*
TENSIONE DI RETE | *MAINS VOLTAGE*

AC

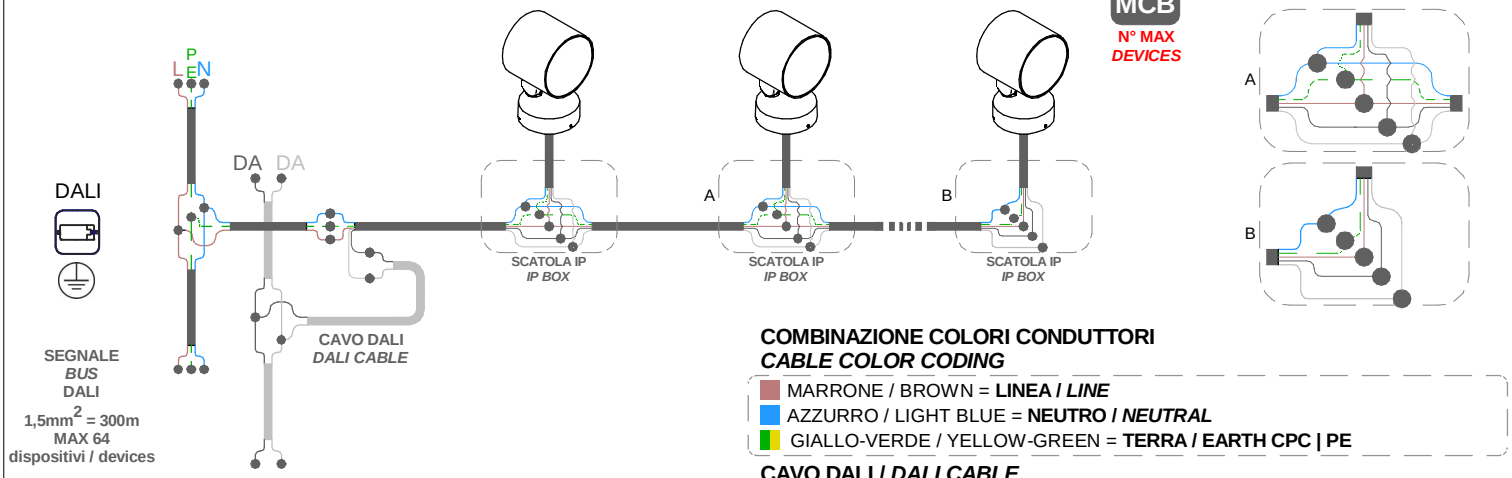

COMBINAZIONE COLORI CONDUTTORI
CABLE COLOR CODING

MARRONE / BROWN = **LINEA / *LINE***
AZZURRO / LIGHT BLUE = **NEUTRO / *NEUTRAL***
GIALLO-VERDE / YELLOW-GREEN = **TERRA / EARTH CPC | PE**

CAVO DALI / *DALI CABLE*

DALI
GRIGIO/ *GREY* = **DALI 1**
GRIGIO CHIARO / *LIGHT GREY* = **DALI 2**

CABLAGGIO IN PARALLELO | *PARALLEL WIRING*
TENSIONE DI RETE | *MAINS VOLTAGE*

AC

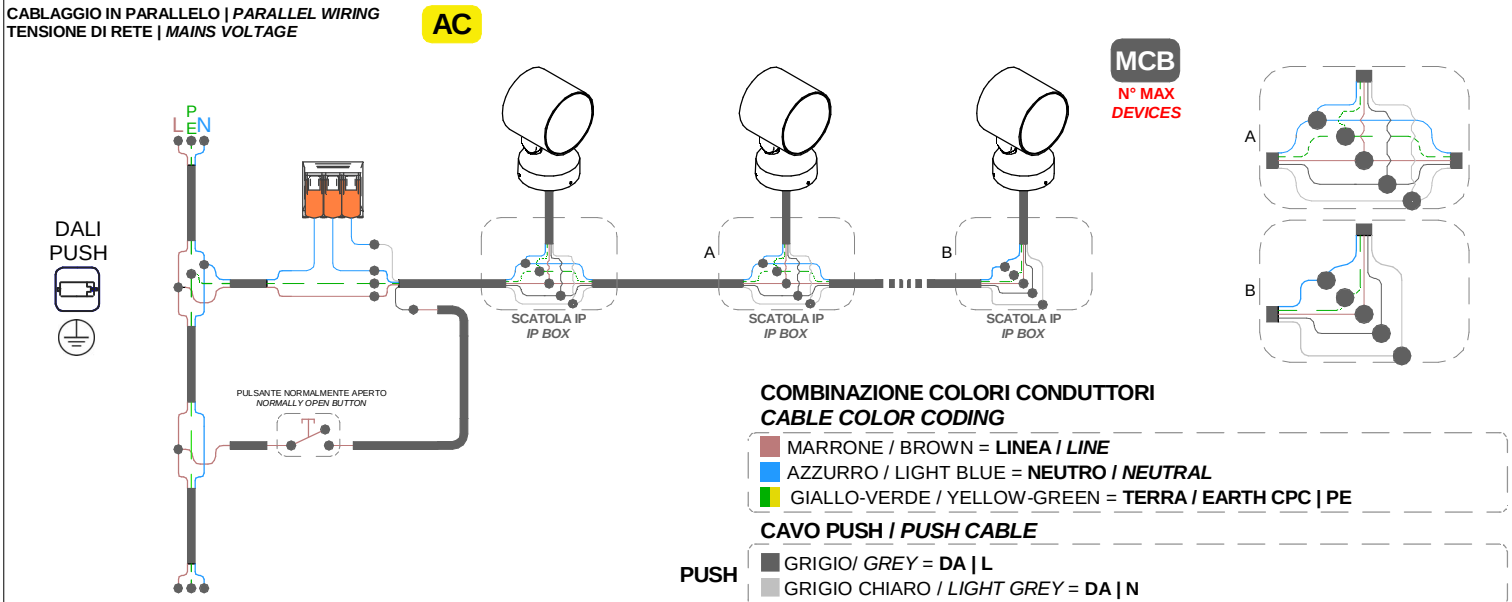

COMBINAZIONE COLORI CONDUTTORI
CABLE COLOR CODING

MARRONE / BROWN = **LINEA / *LINE***
AZZURRO / LIGHT BLUE = **NEUTRO / *NEUTRAL***
GIALLO-VERDE / YELLOW-GREEN = **TERRA / EARTH CPC | PE**

CAVO PUSH / *PUSH CABLE*

PUSH
GRIGIO/ *GREY* = **DA | L**
GRIGIO CHIARO / *LIGHT GREY* = **DA | N**

SERIE | *SERIES*: PERISKOP_R

BRAND: i-LèD

MARRONE / BROWN = LINEA / *LINE*
AZZURRO / LIGHT BLUE = NEUTRO / *NEUTRAL*
GIALLO-VERDE / YELLOW-GREEN = TERRA / EARTH CPC | PE

RGBW CENTRALINA SMART *SMART CONTROLLER*

CC

CABLAGGIO IN SERIE CORRENTE COSTANTE *SERIES WIRING CONSTANT CURRENT*

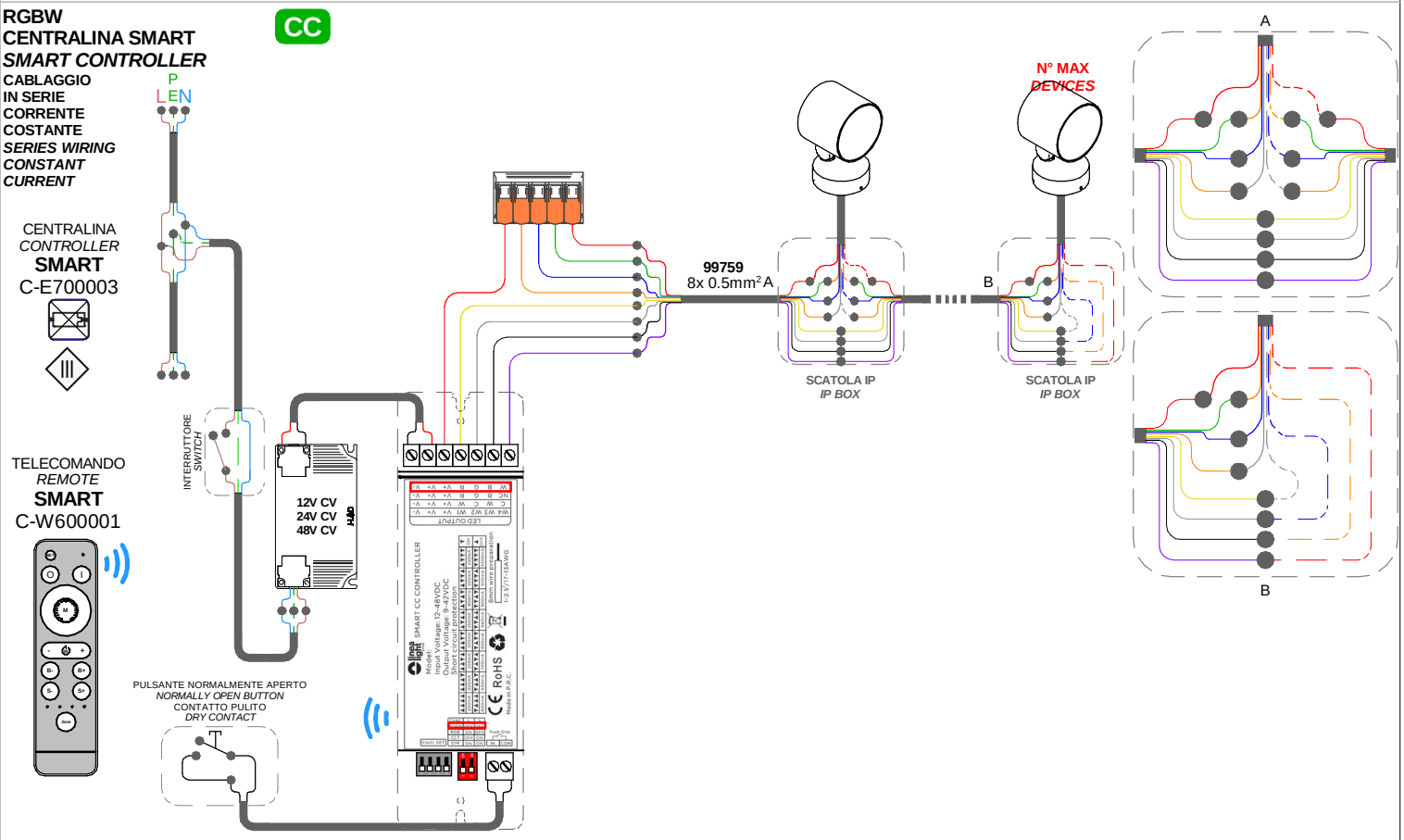

RGBW CENTRALINA DALI 2 DT8 *DALI 2 DT8 CONTROLLER*

CC

CABLAGGIO IN SERIE | CORRENTE COSTANTE *SERIES WIRING | CONSTANT CURRENT*

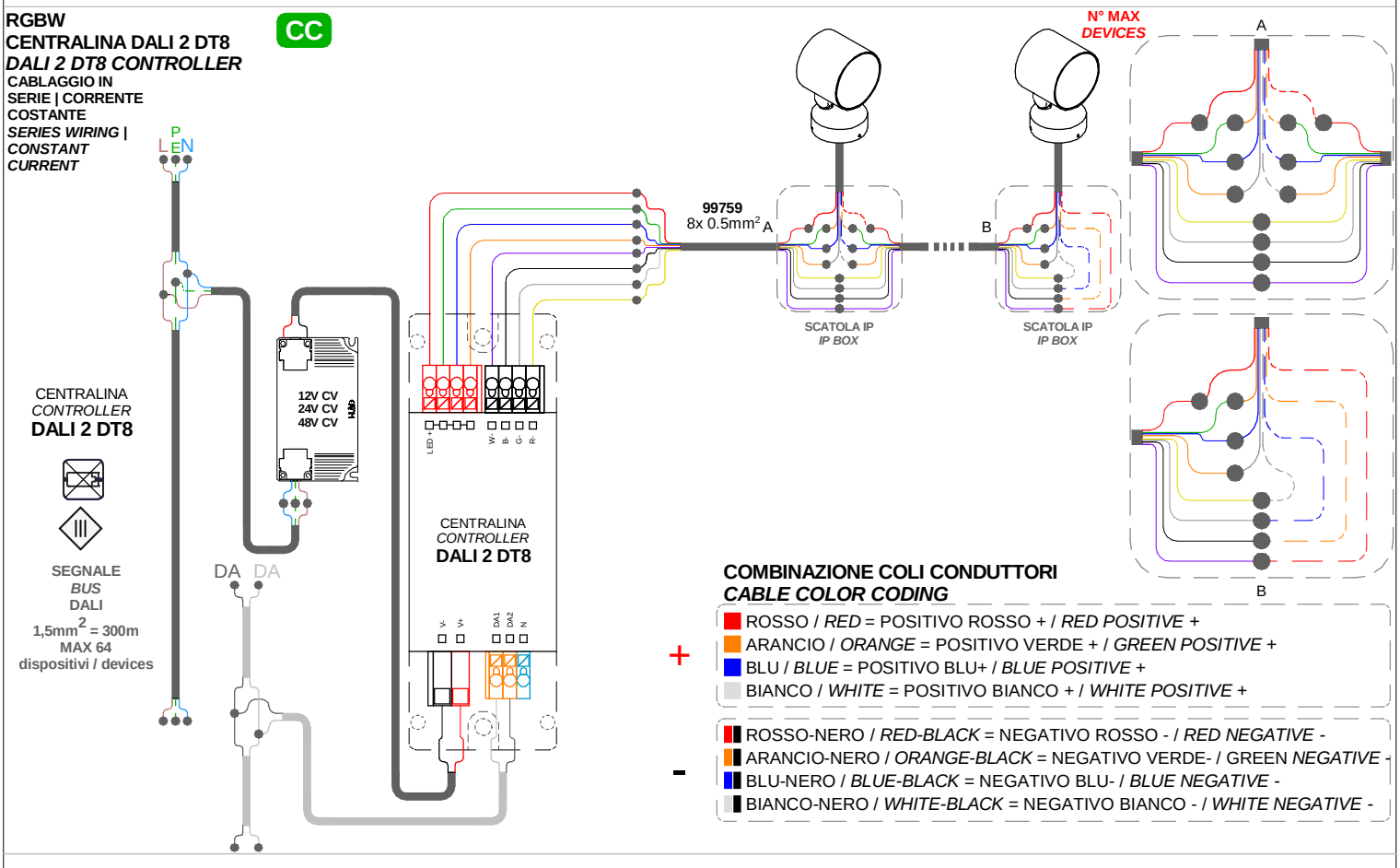

COMBINAZIONE COLI CONDUTTORI *CABLE COLOR CODING*

\+
- ROSSO / *RED* = POSITIVO ROSSO + / *RED POSITIVE* +
- ARANCIO / *ORANGE* = POSITIVO VERDE + / *GREEN POSITIVE* +
- BLU / *BLUE* = POSITIVO BLU+ / *BLUE POSITIVE* +
- BIANCO / *WHITE* = POSITIVO BIANCO + / *WHITE POSITIVE* +

\-
- ROSSO-NERO / *RED-BLACK* = NEGATIVO ROSSO - / *RED NEGATIVE* -
- ARANCIO-NERO / *ORANGE-BLACK* = NEGATIVO VERDE- / GREEN *NEGATIVE* -
- BLU-NERO / *BLUE-BLACK* = NEGATIVO BLU- / *BLUE NEGATIVE* -
- BIANCO-NERO / *WHITE-BLACK* = NEGATIVO BIANCO - / *WHITE NEGATIVE* -

SERIE | *SERIES*: PERISKOP_R

BRAND: i-LèD

MARRONE / BROWN = LINEA / *LINE*
AZZURRO / LIGHT BLUE = NEUTRO / *NEUTRAL*
GIALLO-VERDE / YELLOW-GREEN = TERRA / EARTH CPC | PE

RGBW
CENTRALINA DMX
DMX CONTROLLER

CC

CABLAGGIO IN SERIE | CORRENTE COSTANTE
SERIES WIRING | CONSTANT CURRENT

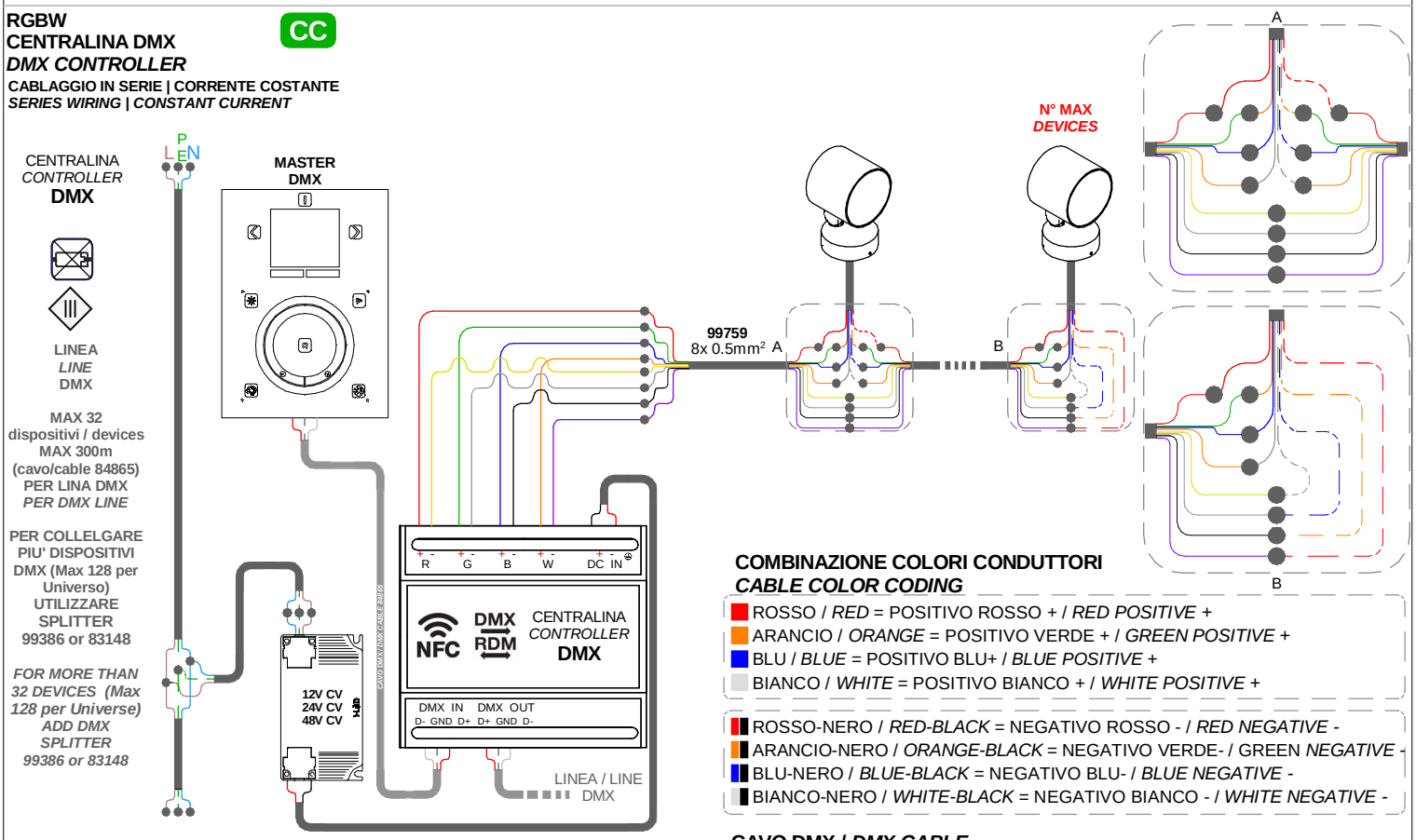

COMBINAZIONE COLORI CONDUTTORI
CABLE COLOR CODING

- ROSSO / *RED* = POSITIVO ROSSO + / *RED POSITIVE* +
- ARANCIO / *ORANGE* = POSITIVO VERDE + / *GREEN POSITIVE* +
- BLU / *BLUE* = POSITIVO BLU+ / *BLUE POSITIVE* +
- BIANCO / *WHITE* = POSITIVO BIANCO + / *WHITE POSITIVE* +

- ROSSO-NERO / *RED-BLACK* = NEGATIVO ROSSO - / *RED NEGATIVE* -
- ARANCIO-NERO / *ORANGE-BLACK* = NEGATIVO VERDE- / GREEN *NEGATIVE* -
- BLU-NERO / *BLUE-BLACK* = NEGATIVO BLU- / *BLUE NEGATIVE* -
- BIANCO-NERO / *WHITE-BLACK* = NEGATIVO BIANCO - / *WHITE NEGATIVE* -

CAVO DMX / *DMX CABLE*

DMX
- ROSSO / RED = **DMX POSITIVO + / DMX POSITIVO +**
- CALZA / SHIELD = **DMX GND**
- BIANCO / WHITE = **DMX NEGATIVO - / DMX NEGATIVE -**

DRIVER TENSIONE COSTANTE CV | *CONSTANT VOLTAGE DRIVER CV [V]*

CODICE CODE	TENSIONE *VOLTAGE* [V]	POWER [W]
83010	12V	60
83013		120
99371	24V	50
84700		75
99374		
99331		150
99786		240
99784	48V	150
99785		240

N° MAX *DEVICES* **N° DI PRODOTTI COLLEGAMENTO IN SERIE | *N° OF LIGHT SERIES WIRING***

CODICE CODE	DIMMING	CONTROLLER	POWER DC [W]	POWER SUPPLY CV [V] 12V	24V	48V
C01145; C01419;	SMART RF	C-E700003	8	3	4-6	7-14
	DALI DT8	C-E500010	2	1-3	1-7	1-15
	DMX	83187	8	1-3	2-7	4-15
		C-E500024	8	-	2-6	3-12
C01181; C01446	SMART RF	C-E700003	18	1	2	3-4
	DALI DT8	C-E500009	4,5	1	1-2	1-5
	DMX	83187	18	1	1-2	2-5
		C-E500011	18	-	1-2	1-5
C01217; C01473	SMART RF	C-E700003	38	-	-	1
	DALI DT8	C-E500008	9,5	-	-	1
	DMX	83187	38	-	-	1
		C-E500024	38	-	-	1
C01233; C01489	SMART RF	C-E700003	48	-	-	1
	DALI DT8	C-E500009	12	-	-	1
	DMX	83187	48	-	-	1
		C-E500024	48	-	-	1