SERIE / *SERIES*: CUBIT

BRAND: i-LèD

*** LA POTENZA W E' INDICATA IN DC**
**** THE POWER W SPECIFIED IS DC***

IP65 IK08

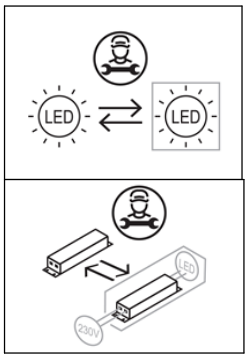

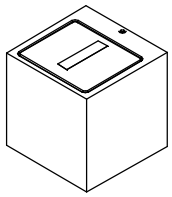

CUBIT Q60

A

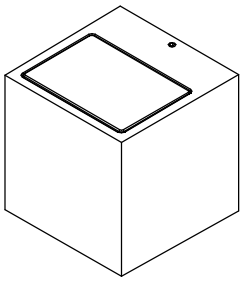

CUBIT Q85

B

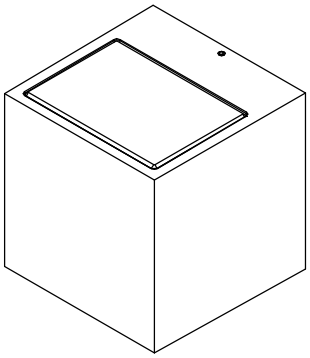

CUBIT Q110

C

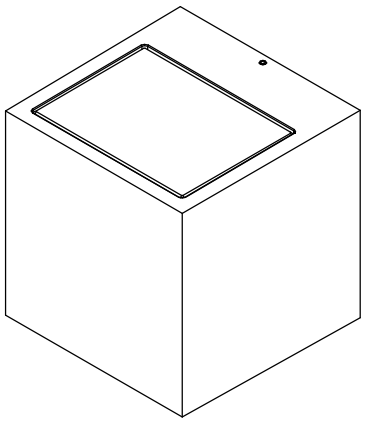

CUBIT Q130

D

MODELLI / MODELS

CODE	*Dimensions (LxWxH / Ø x H mm)*	*Electrical Insulation Class*	*POWER (W)*	*CLASS I / II* INPUT (V)	*CLASS I / II* FREQUENCY (Hz)	*CLASS III* VOLTAGE (V)	*CLASS III* CURRENT (mA)	*WEIGHT (Kg)*	*IP*	*CRI*	*Energy class light source* Temperature color LED (°K) 2700	3000	4000	*No. light source*
77413	60x60x61	1	3,2	220-240	50/60			0,3	65	80	E	E	E	1
77414		1	3,2	220-240	50/60			0,3	65	80	E	E	E	1
77415		1	3,2	220-240	50/60			0,3	65	80	E	E	E	1
77416		1	3,2	220-240	50/60			0,3	65	80	E	E	E	1
77418		1	7	220-240	50/60			0,3	65	80	E	E	E	2
77419		1	7	220-240	50/60			0,3	65	80	E	E	E	2
77420		1	7	220-240	50/60			0,3	65	80	E	E	E	2
77421		1	7	220-240	50/60			0,3	65	80	E	E	E	2
77423		1	7	220-240	50/60			0,3	65	80	E	E	E	2
77424		1	7	220-240	50/60			0,3	65	80	E	E	E	2
77425		1	7	220-240	50/60			0,3	65	80	E	E	E	2
77426		1	7	220-240	50/60			0,3	65	80	E	E	E	2
C01551		1	6	220-240	50/60			0,3	65	80	E	E	E	1
76584	89x89x88	1	8,7	220-240	50/60			0,9	65	80	E	E	E	1
76585		1	8,7	220-240	50/60			0,9	65	80	E	E	E	1
76586		1	8,7	220-240	50/60			0,9	65	80	E	E	E	1
76587		1	8,7	220-240	50/60			0,9	65	80	E	E	E	1
76589		3	5,5*	9	C.C. max 630			0,8	65	80	E	E	E	1
76590		3	5,5*	9	C.C. max 630			0,8	65	80	E	E	E	1
76591		3	5,5*	9	C.C. max 630			0,8	65	80	E	E	E	1
76592		3	5,5*	9	C.C. max 630			0,8	65	80	E	E	E	1
76614		1	15,5	220-240	50/60			0,8	65	80	F	E	E	2
76615		1	15,5	220-240	50/60			0,8	65	80	F	E	E	2
76616		1	15,5	220-240	50/60			0,8	65	80	F	E	E	2
76617		1	15,5	220-240	50/60			0,8	65	80	F	E	E	2
76619		3	11*	18	C.C. max 630			0,8	65	80	F	E	E	2
76620		3	11*	18	C.C. max 630			0,8	65	80	F	E	E	2
76621		3	11*	18	C.C. max 630			0,8	65	80	F	E	E	2
76622		3	11*	18	C.C. max 630			0,8	65	80	F	E	E	2
76624		1	15,5	220-240	50/60			0,8	65	80	F	E	E	2
76625		1	15,5	220-240	50/60			0,8	65	80	F	E	E	2
76626		1	15,5	220-240	50/60			0,8	65	80	F	E	E	2
76627		1	15,5	220-240	50/60			0,8	65	80	F	E	E	2
76629		3	11*	18	C.C. max 630			0,8	65	80	F	E	E	2
76630		3	11*	18	C.C. max 630			0,8	65	80	F	E	E	2
76631		3	11*	18	C.C. max 630			0,8	65	80	F	E	E	2
76632		3	11*	18	C.C. max 630			0,8	65	80	F	E	E	2
76634		1	7	220-240	50/60			0,8	65	80	F	E	E	1
76635		1	7	220-240	50/60			0,8	65	80	F	E	E	1
76636		1	7	220-240	50/60			0,8	65	80	F	E	E	1
76637		1	7	220-240	50/60			0,8	65	80	F	E	E	1
76639		1	14	220-240	50/60			0,8	65	80	F	E	E	2
76640		1	14	220-240	50/60			0,8	65	80	F	E	E	2
76641		1	14	220-240	50/60			0,8	65	80	F	E	E	2
76642		1	14	220-240	50/60			0,8	65	80	F	E	E	2
76649		1	7	220-240	50/60			0,9	65	80	F	E	E	1
76650		1	7	220-240	50/60			0,9	65	80	F	E	E	1

SERIE / *SERIES*: CUBIT

BRAND: i-LED

*** LA POTENZA W E' INDICATA IN DC**
**** THE POWER W SPECIFIED IS DC***

76650	89x89x88	1	7	220-240	50/60	0,9	65	80	F	E	E	1
76651		1	7	220-240	50/60	0,9	65	80	F	E	E	1
76652		1	7	220-240	50/60	0,9	65	80	F	E	E	1
76654		1	14	220-240	50/60	0,9	65	80	F	E	E	2
76655		1	14	220-240	50/60	0,9	65	80	F	E	E	2
76656		1	14	220-240	50/60	0,9	65	80	F	E	E	2
76657		1	14	220-240	50/60	0,9	65	80	F	E	E	2
77490		1	15,5	220-240	50/60	0,9	65	80	F	E	E	2
77491		1	15,5	220-240	50/60	0,9	65	80	F	E	E	2
77492		1	15,5	220-240	50/60	0,9	65	80	F	E	E	2
77493		1	15,5	220-240	50/60	0,9	65	80	F	E	E	2
77495		3	11*	18	C.C. max 630	0,8	65	80	F	E	E	2
77496		3	11*	18	C.C. max 630	0,8	65	80	F	E	E	2
77497		3	11*	18	C.C. max 630	0,8	65	80	F	E	E	2
77498		3	11*	18	C.C. max 630	0,8	65	80	F	E	E	2
76321	114x114x113	1	11	220-240	50/60	1,4	65	80	E	E	E	1
76322		1	11	220-240	50/60	1,4	65	80	E	E	E	1
76323		1	11	220-240	50/60	1,4	65	80	E	E	E	1
76324		1	11	220-240	50/60	1,4	65	80	E	E	E	1
76326		1	7,5	220-240	50/60	1,5	65	80	E	E	E	1
76327		1	7,5	220-240	50/60	1,5	65	80	E	E	E	1
76328		1	7,5	220-240	50/60	1,5	65	80	E	E	E	1
76329		1	7,5	220-240	50/60	1,5	65	80	E	E	E	1
76351		1	21,2	220-240	50/60	1,5	65	80	F	E	E	2
76352		1	21,2	220-240	50/60	1,5	65	80	F	E	E	2
76353		1	21,2	220-240	50/60	1,5	65	80	F	E	E	2
76354		1	21,2	220-240	50/60	1,5	65	80	F	E	E	2
76356		1	15	220-240	50/60	1,6	65	80	F	E	E	2
76357		1	15	220-240	50/60	1,6	65	80	F	E	E	2
76358		1	15	220-240	50/60	1,6	65	80	F	E	E	2
76359		1	15	220-240	50/60	1,6	65	80	F	E	E	2
76361		1	21,2	220-240	50/60	1,5	65	80	F	E	E	2
76362		1	21,2	220-240	50/60	1,5	65	80	F	E	E	2
76363		1	21,2	220-240	50/60	1,5	65	80	F	E	E	2
76364		1	21,2	220-240	50/60	1,5	65	80	F	E	E	2
76366		1	15	220-240	50/60	1,6	65	80	F	E	E	2
76367		1	15	220-240	50/60	1,6	65	80	F	E	E	2
76368		1	15	220-240	50/60	1,6	65	80	F	E	E	2
76369		1	15	220-240	50/60	1,6	65	80	F	E	E	2
76559		1	10	220-240	50/60	1,4	65	80	F	E	E	1
76560		1	10	220-240	50/60	1,4	65	80	F	E	E	1
76561		1	10	220-240	50/60	1,4	65	80	F	E	E	1
76562		1	10	220-240	50/60	1,4	65	80	F	E	E	1
76564		1	20	220-240	50/60	1,3	65	80	F	E	E	2
76565		1	20	220-240	50/60	1,3	65	80	F	E	E	2
76566		1	20	220-240	50/60	1,3	65	80	F	E	E	2
76567		1	20	220-240	50/60	1,3	65	80	F	E	E	2
76574		1	10	220-240	50/60	1,5	65	80	F	E	E	1
76575		1	10	220-240	50/60	1,5	65	80	F	E	E	1
76576		1	10	220-240	50/60	1,5	65	80	F	E	E	1
76577		1	10	220-240	50/60	1,5	65	80	F	E	E	1
76579		1	20	220-240	50/60	1,5	65	80	F	E	E	2
76580		1	20	220-240	50/60	1,5	65	80	F	E	E	2
76581		1	20	220-240	50/60	1,5	65	80	F	E	E	2
76582		1	20	220-240	50/60	1,5	65	80	F	E	E	2
77470		1	21,2	220-240	50/60	1,6	65	80	F	E	E	2
77471		1	21,2	220-240	50/60	1,6	65	80	F	E	E	2
77472		1	21,2	220-240	50/60	1,6	65	80	F	E	E	2
77473		1	21,2	220-240	50/60	1,6	65	80	F	E	E	2
77475		1	15	220-240	50/60	1,7	65	80	F	E	E	2
77476		1	15	220-240	50/60	1,7	65	80	F	E	E	2
77477		1	15	220-240	50/60	1,7	65	80	F	E	E	2
77478		1	15	220-240	50/60	1,7	65	80	F	E	E	2
76246		1	17	220-240	50/60	2,1	65	80	F	E	E	1
76247		1	17	220-240	50/60	2,1	65	80	F	E	E	1
76248		1	17	220-240	50/60	2,1	65	80	F	E	E	1
76249		1	17	220-240	50/60	2,1	65	80	F	E	E	1
76251		1	17	220-240	50/60	2,1	65	80	F	E	E	1
76252		1	17	220-240	50/60	2,1	65	80	F	E	E	1
76253		1	17	220-240	50/60	2,1	65	80	F	E	E	1
76254		1	17	220-240	50/60	2,1	65	80	F	E	E	1
76276		1	31	220-240	50/60	2,2	65	80	F	E	E	2
76277		1	31	220-240	50/60	2,2	65	80	F	E	E	2

SERIE / *SERIES*: CUBIT

BRAND: i-LèD

PUNTI DI FISSAGGIO *ANCHOR POINTS* — **INGRESSO CAVI** *CABLES ENTRY*

76278	134x134x133	1	31	220-240	50/60	2,2	65	80	F	E	E	2
76279		1	31	220-240	50/60	2,2	65	80	F	E	E	2
76281		1	31	220-240	50/60	2,2	65	80	F	E	E	2
76282		1	31	220-240	50/60	2,2	65	80	F	E	E	2
76283		1	31	220-240	50/60	2,2	65	80	F	E	E	2
76284		1	31	220-240	50/60	2,2	65	80	F	E	E	2
76291		1	31	220-240	50/60	2,1	65	80	F	E	E	2
76292		1	31	220-240	50/60	2,1	65	80	F	E	E	2
76293		1	31	220-240	50/60	2,1	65	80	F	E	E	2
76294		1	31	220-240	50/60	2,1	65	80	F	E	E	2
76296		1	12	220-240	50/60	2,0	65	80	F	E	E	1
76297		1	12	220-240	50/60	2,0	65	80	F	E	E	1
76298		1	12	220-240	50/60	2,0	65	80	F	E	E	1
76299		1	12	220-240	50/60	2,0	65	80	F	E	E	1
76301		1	24	220-240	50/60	1,9	65	80	F	E	E	1
76302		1	24	220-240	50/60	1,9	65	80	F	E	E	1
76303		1	24	220-240	50/60	1,9	65	80	F	E	E	1
76304		1	24	220-240	50/60	1,9	65	80	F	E	E	1
76311		1	12	220-240	50/60	2,2	65	80	F	E	E	1
76312		1	12	220-240	50/60	2,2	65	80	F	E	E	1
76313		1	12	220-240	50/60	2,2	65	80	F	E	E	1
76314		1	12	220-240	50/60	2,2	65	80	F	E	E	1
76316		1	24	220-240	50/60	2,4	65	80	F	E	E	2
76317		1	24	220-240	50/60	2,4	65	80	F	E	E	2
76318		1	24	220-240	50/60	2,4	65	80	F	E	E	2
76319		1	24	220-240	50/60	2,4	65	80	F	E	E	2
77438		1	31	220-240	50/60	2,3	65	80	F	E	E	2
77439		1	31	220-240	50/60	2,3	65	80	F	E	E	2
77440		1	31	220-240	50/60	2,3	65	80	F	E	E	2
77441		1	31	220-240	50/60	2,3	65	80	F	E	E	2
77443		1	31	220-240	50/60	2,3	65	80	F	E	E	2
77444		1	31	220-240	50/60	2,3	65	80	F	E	E	2
77445		1	31	220-240	50/60	2,3	65	80	F	E	E	2
77446		1	31	220-240	50/60	2,3	65	80	F	E	E	2

Ta -20°C ÷ 50°C

*NON FISSARE LA SORGENTE LUMINOSA | *DO NOT STARE AT THE LIGHT SOURCE.*

ACCESSORI INCLUSI / *INCLUDED ACCESSORIES*

VITI + TASSELLI x2
SCREWS + ANCHORS x2

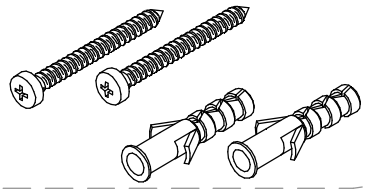

RONDELLE x2
WASHERS x2

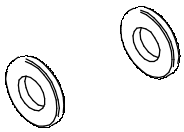

O-RING x2
O-RING x2

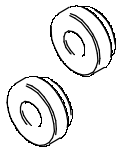

NON NECESSARIO PER TIPO A
NOT REQUIRED FOR TYPE

A

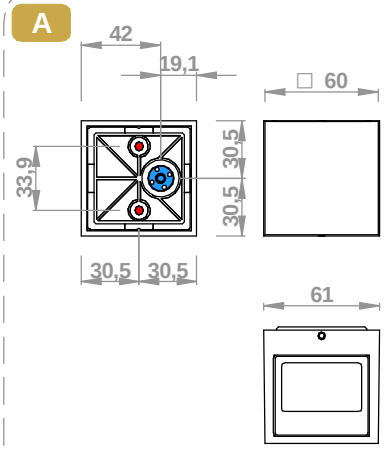

B

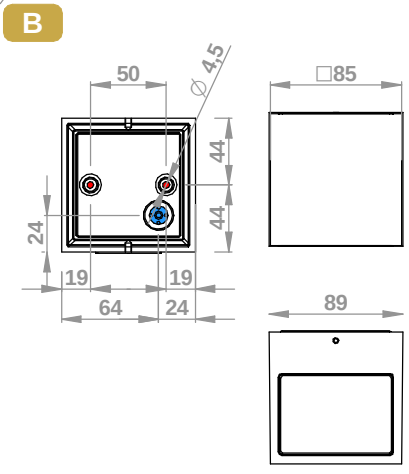

C

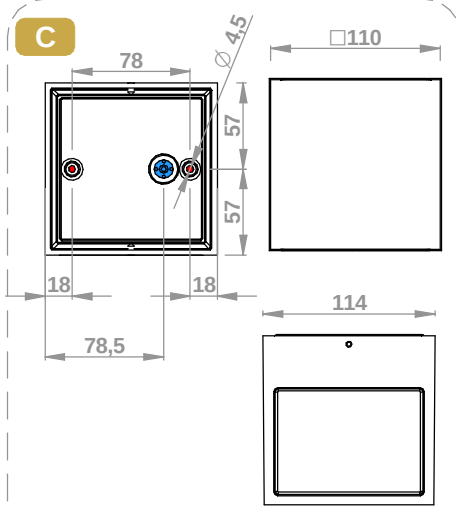

SERIE / *SERIES*: CUBIT

BRAND: i-LèD

PUNTI DI FISSAGGIO *ANCHOR POINTS* — **INGRESSO CAVI** *CABLES ENTRY*

D

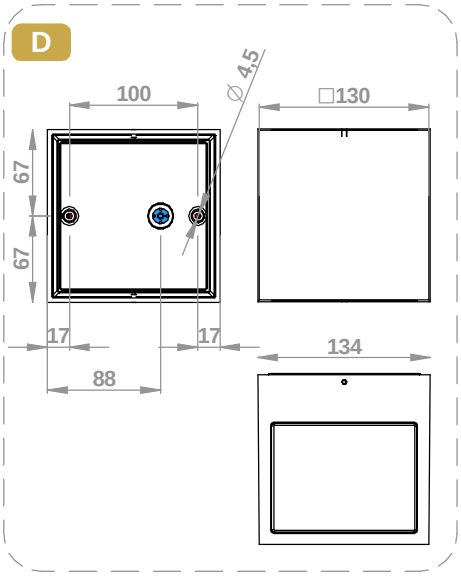

PRE-INSTALLAZIONE / *PRE-INSTALLATION*

A B C D 1.A

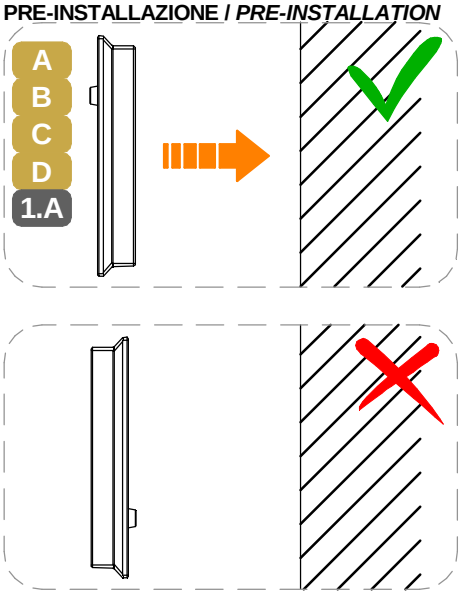

A 2.A

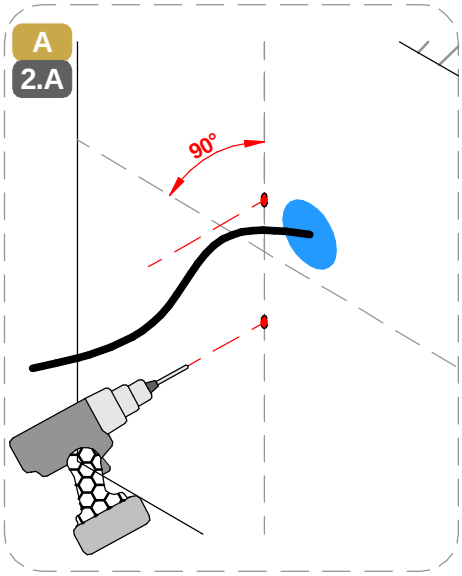

B C D 3.A

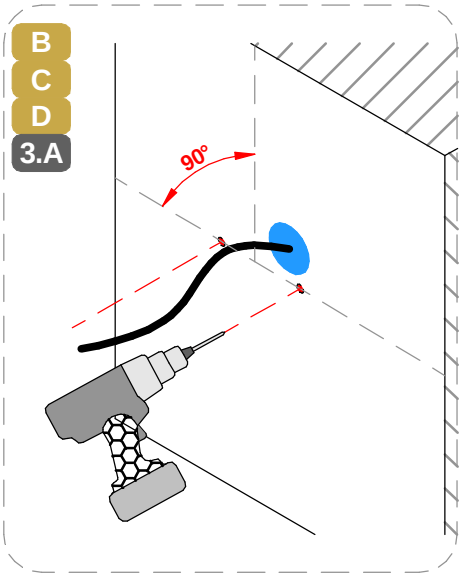

A 1.B 1.C

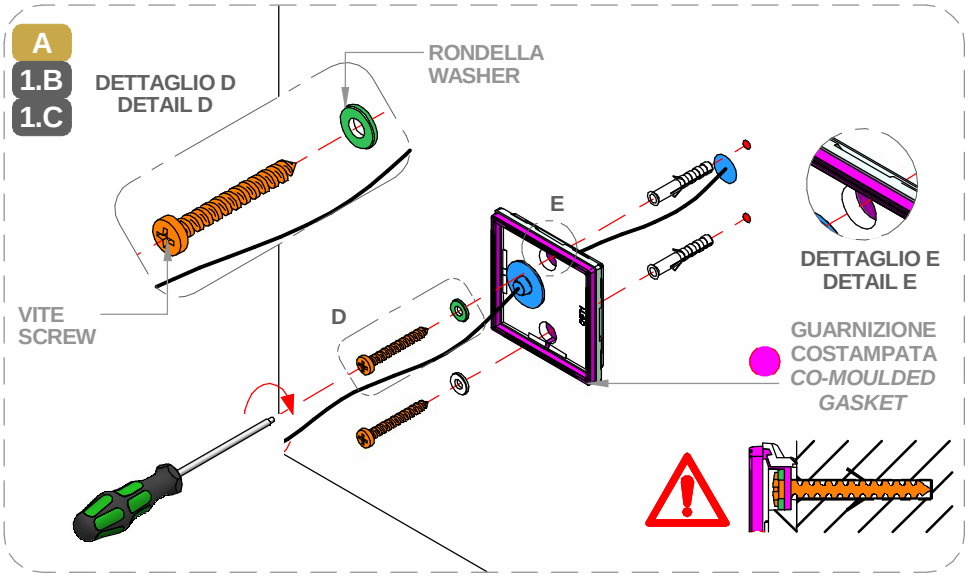

A B C D 4.A

TENERE PRESENTE LA POSIZIONE DEL FORO DI INGRESSO DEI CAVI DI ALIMENTAZIONE, PRIMA DI ESEGUIRE IL FISSAGGIO

BE SURE TO CHECK THE POSITION OF THE POWER CABLE ENTRY HOLE BEFORE PROCEEDING WITH THE FIXING

INGRESSO CAVI *CABLES ENTRY*

B C D 1.B 1.C

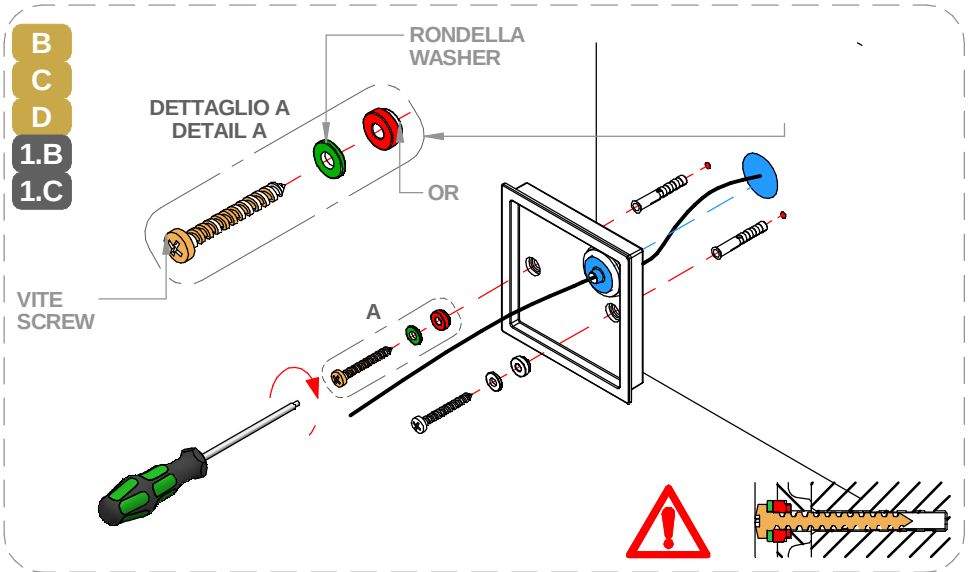

SERIE / *SERIES*: CUBIT

BRAND: i-LED

MARRONE / BROWN = LINEA / *LINE*
AZZURRO / LIGHT BLUE = NEUTRO / *NEUTRAL*
GIALLO-VERDE / YELLOW-GREEN = TERRA / EARTH CPC | PE

PRE-INSTALLAZIONE CAVO MULTIPOLARE / *PRE-INSTALLATION MULTICORE CABLE*

NON RIMUOVERE LE PARTI EVIDENZIATE
DO NOT REMOVE THE HIGHLIGHTED PARTS

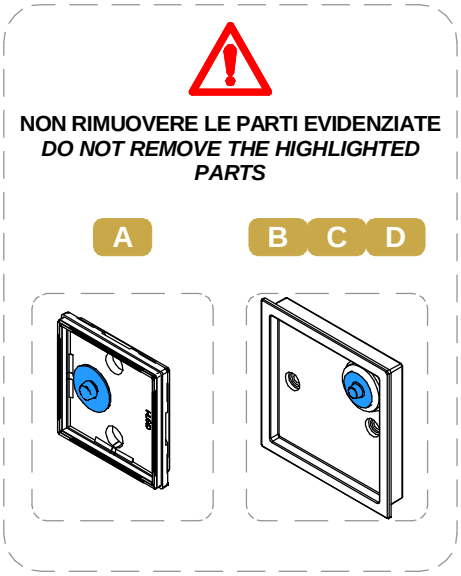

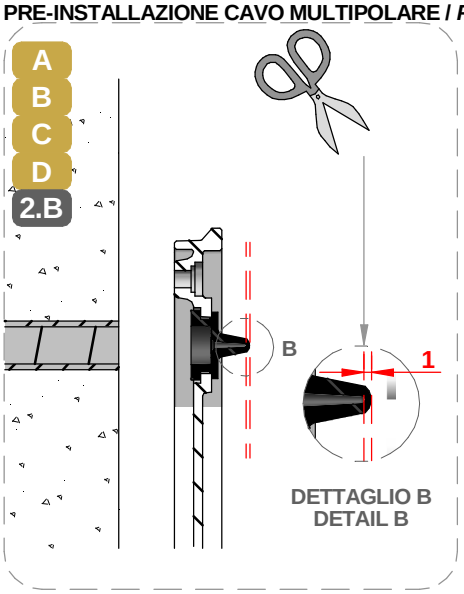

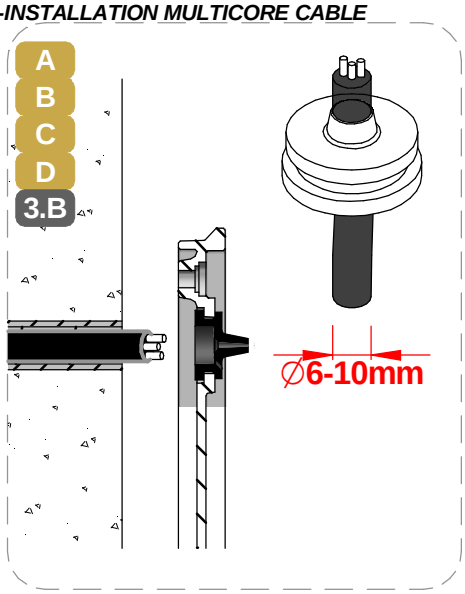

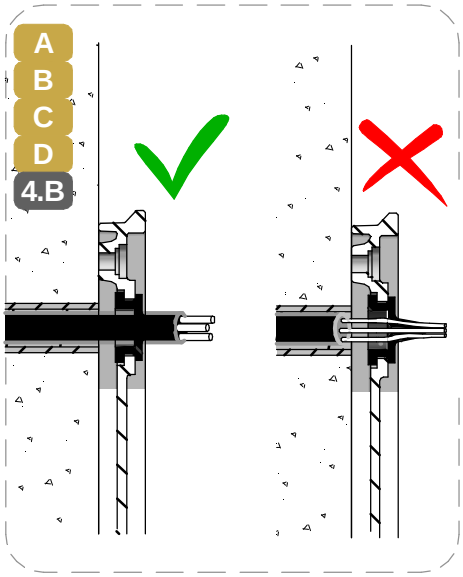

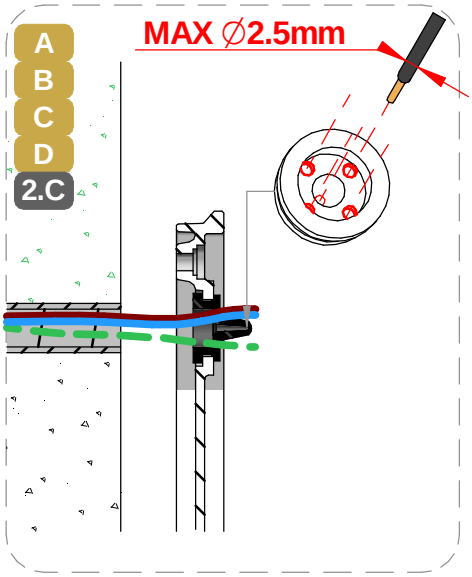

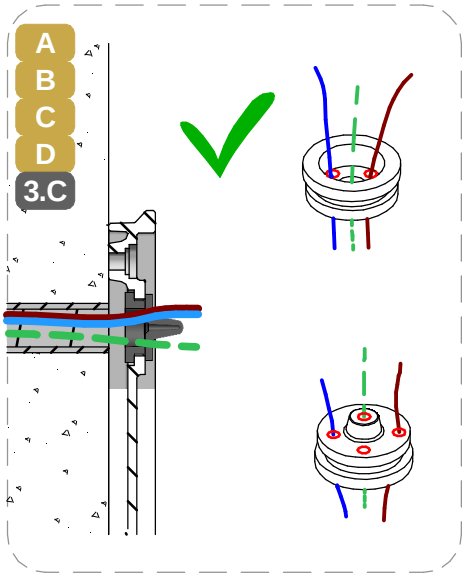

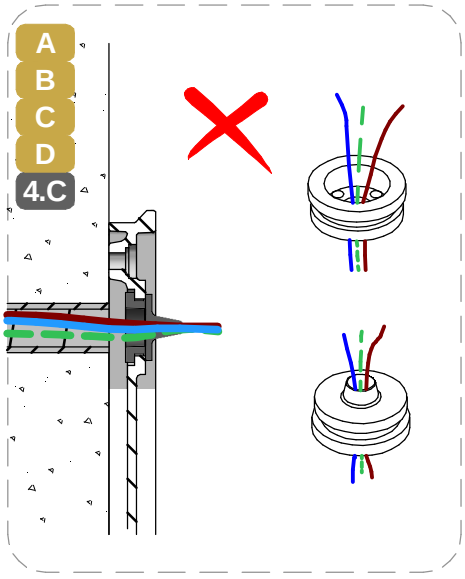

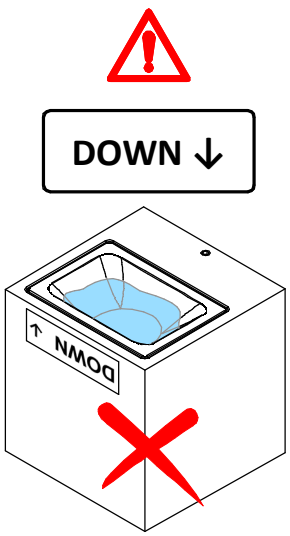

SE PRESENTE L'ETICHETTA "DOWN" , QUESTA DEVE ESSERE RIVOLTA LEGGIBILE VERSO IL BASSO E SUCCESSIVAMENTE RIMOSSA.

SE VIENE MONTATA CON L'ETICHETTA VERSO L'ALTO, IN CASO DI PIOGGIA L'ACQUA SI RACCOGLIE NEL VANO, CAUSANDO POTENZIALI DANNI DI INFILTRAZIONE

IF THE "DOWN" LABEL IS PRESENT, THIS MUST BE FACING DOWNWARDS AND READABLE; THEN IT CAN BE REMOVED.

IF IT'S NOT INSTALLED IN THIS WAY THE WATER WILL COLLECT ON TOP OF THE LENS DUE TO THE REFLECTOR CONCAVE SHAPE , THIS WILL CAUSE WATER DAMAGE TO THE FITTING

SERIE / *SERIES*: CUBIT

BRAND: i-LèD

MARRONE / BROWN = LINEA / *LINE*
AZZURRO / LIGHT BLUE = NEUTRO / *NEUTRAL*
GIALLO-VERDE / YELLOW-GREEN = TERRA / EARTH CPC | PE

CABLAGGIO / *WIRING*

A

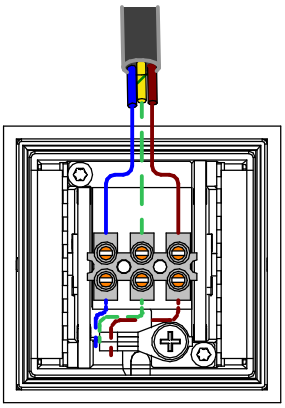

B

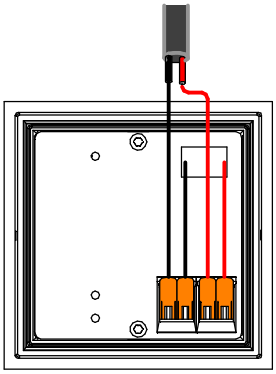

DRIVER REMOTO C.L3
REMOTE DRIVER CL.3

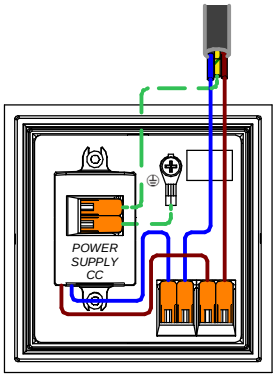

ON | OFF DRIVER

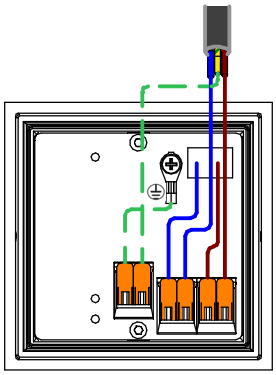

LED DIRECT 230V AC

C
D

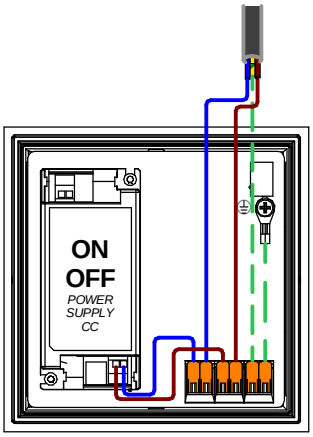

ON | OFF | DRIVER

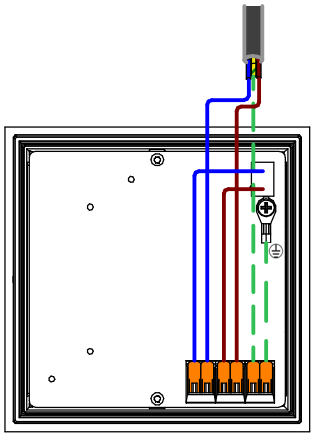

LED DIRECT 230V AC

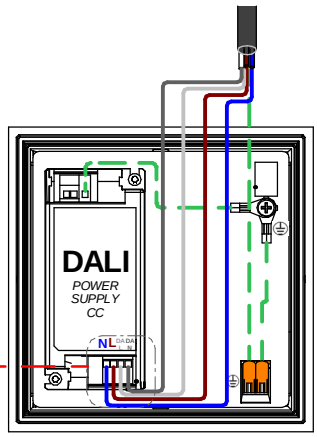

DALI2 | PUSH | DRIVER

C

CABLAGGIO | *WIRING* | DALI2 PUSH DRIVER

C
D

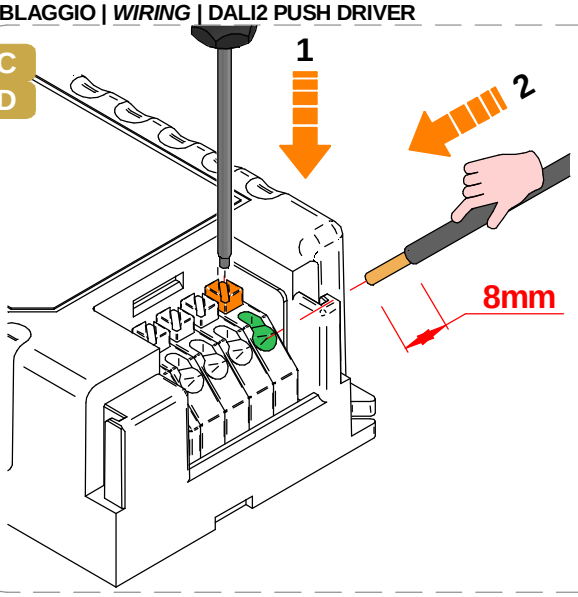

ϕ 0.5 - 1.5mm^2

DETTAGLIO C
DETAIL C

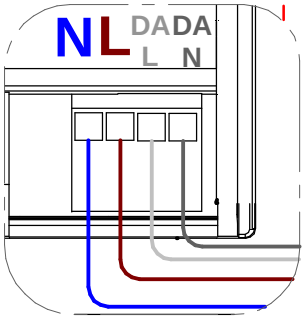

A
B
C
D
5.B
5.C

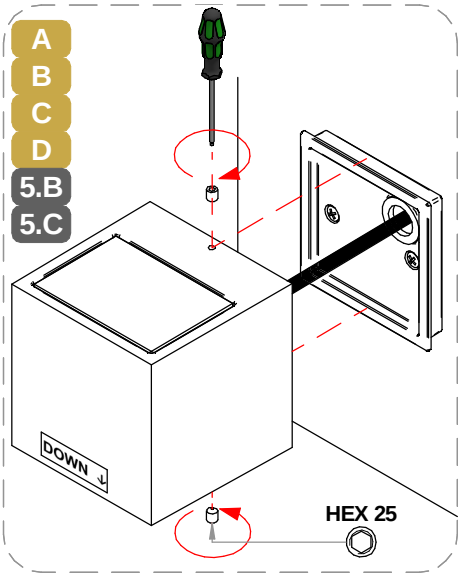

SERIE / *SERIES*: CUBIT

BRAND: i-LèD

CABLAGGIO / *WIRING*

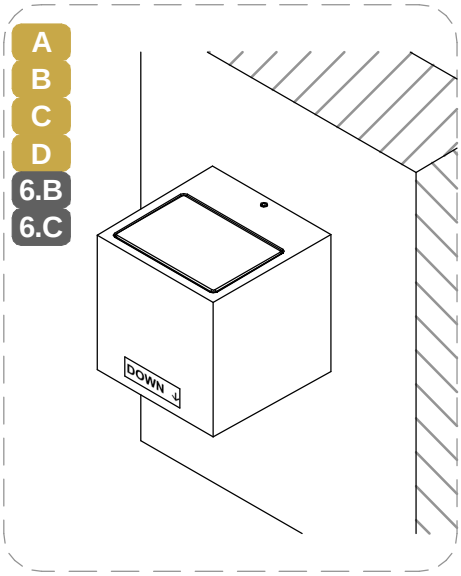

1 TUTTE LE OPERAZIONI DI COLLEGAMENTO ALLA RETE ELETTRICA DEVONO ESSERE CONDOTTE IN MANCANZA DI TENSIONE

ALL THE WIRING OPERATION MUST BE PERFORMED WITH MCB IN OFF POSITION

2 SE IL PRODOTTO E' DEFINITO IN CLASSE 1, IL CONDUTTORE DI MESSA A TERRA DI PROTEZIONE DEVE ESSERE SEMPRE COLLEGATO

IF THE FITTING IS CLASS 1 RATED, THE CPC | EARTH | PE CONDUCTOR MUST BE CONNECTED

3 SE L'IMPIANTO E' STATO COMPLETATO ED E' IN SICUREZZA, PUO' ESSERE ALIMENTATO

WHEN THE CIRCUIT IS COMPLETED AND SAFE, MCB CAN BE SET IN ON POSITION

SE IL PRODOTTO E' DEFINITO IN CLASSE 3, IL CIRCUITO SECONDARIO A BASSA TENSIONE DEVE ESSERE COLLEGATO ALL'ALIMENTATORE PRIMA CHE QUESTO SIA SOTTO TENSIONE

IF THE FITTING IS CLASS 3 RATED, THE LOW VOLTAGE CIRCUIT MUST BE WIRED BEFORE THE POWER SUPPLY IS POWERED ON

SE IL CARICO VENISSE COLLEGATO AD ALIMENTATORE SOTTO TENSIONE, I PRODOTTI POTREBBERO DANNEGGIARSI, SUBENDO UN DANNO DA SOVRATENSIONE

IF THE LOAD IS WIRED TO AN ALREADY ON POWER SUPPLY, THE FITTINGS COULD BE DAMAGED BY VOLTAGE SURGE

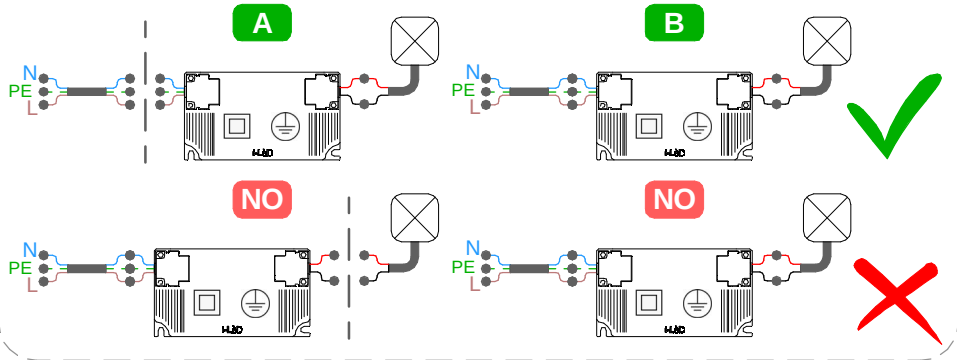

MCB N° DI PRODOTTI PER MAGNETORTERMICO *N° OF LIGHT FITTINGS PER MCB*

CODICE *CODE*	B10	B16	B20	C10	C16	C20
77413, 77414, 77415, 77416	36	58	72	60	96	120
77418, 77419, 77420, 77421	40	64	80	64	102	128
77423, 77424, 77425, 77426	40	64	80	64	102	128
C01551	40	64	80	64	102	128
76584, 76585, 76586, 76587	40	64	80	64	102	128
76624, 76625, 76626, 76627	9	16	20	16	27	33
77490, 77491, 77492, 77493	9	16	20	16	27	33
76321, 76322, 76323, 76324	17	28	36	29	48	60
76326, 76327, 76328, 76329	54	87	109	54	87	109
76351, 76352, 76353, 76354	8	14	18	14	24	30
76361, 76362, 76363, 76364	8	14	18	14	24	30
77470, 77471, 77472, 77473	8	14	18	14	24	30
76356, 76357, 76358, 76359	44	71	89	71	114	142
76366, 76367, 76368, 76369	44	71	89	71	114	142
77475, 77476, 77477, 77478	44	71	89	71	114	142
76246, 76247, 76248, 76249	8	14	18	14	24	30
76251, 76252, 76253, 76254	16	25	31	25	40	50
76276, 76277, 76278, 76279	16	25	31	25	40	50
76286, 76287, 76288, 76289	16	25	31	25	40	50
77438, 77439, 77440, 77441	16	25	31	25	40	50
76281, 76282, 76283, 76284	16	25	31	25	40	50
76291, 76292, 76293, 76294	16	25	31	25	40	50
77443, 77444, 77445, 77446	16	25	31	25	40	50

CABLAGGIO IN SERIE | CORRENTE COSTANTE
SERIES WIRING | CONSTANT CURRENT

CC

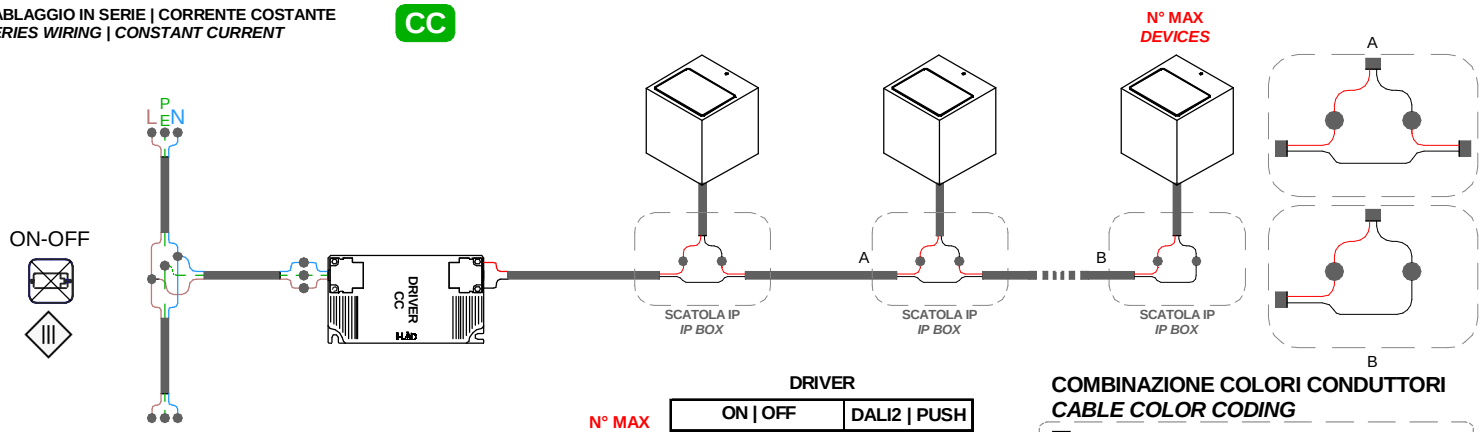

CODICE / CODES	N° MAX *DEVICES*	DRIVER ON | OFF		DRIVER DALI2 | PUSH
		C-E200008	99186	C-E200002
76589, 76590, 76591, 76592		1-2	2-4	1-4
76619, 76620, 76621, 76622 76629, 76630, 76631, 76632 77495, 77496, 77497, 77498		1	1-2	1-2

COMBINAZIONE COLORI CONDUTTORI
CABLE COLOR CODING

- NERO/*BLACK* = **NEGATIVO - / *NEGATIVE* -**
- ROSSO/*RED* = **POSITIVO + / *POSITIVE* +**

SERIE / *SERIES*: CUBIT

BRAND: i-LèD

CABLAGGIO IN SERIE | CORRENTE COSTANTE
SERIES WIRING | CONSTANT CURRENT

CC

N° MAX
DEVICES

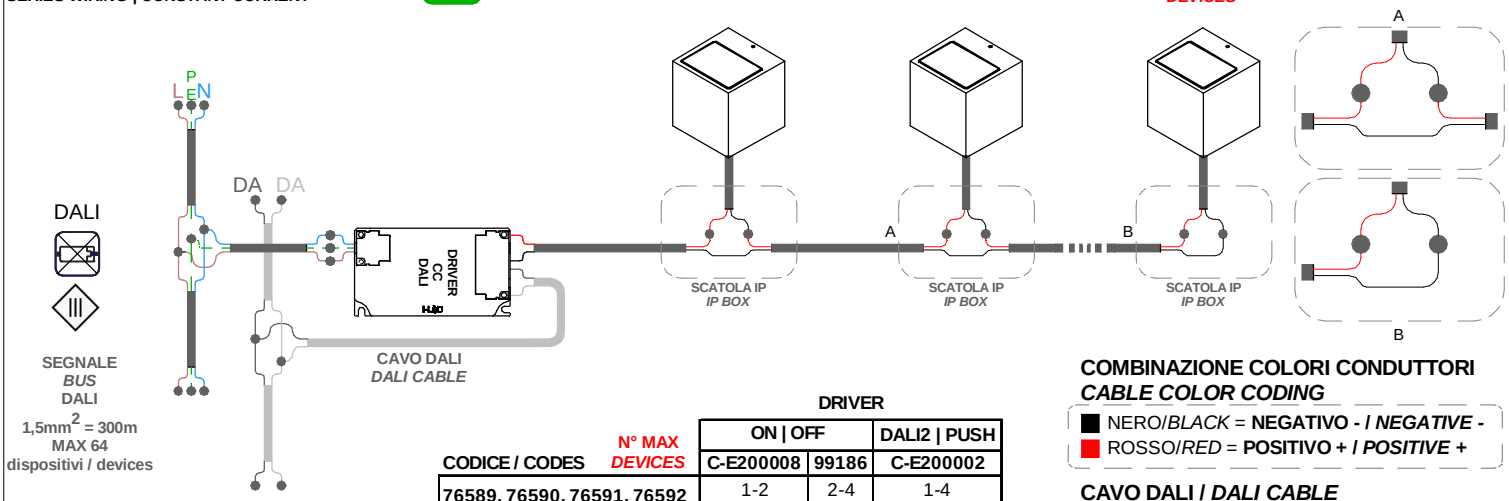

DRIVER

CODICE / CODES	N° MAX DEVICES	ON | OFF		DALI2 | PUSH
		C-E200008	99186	C-E200002
76589, 76590, 76591, 76592		1-2	2-4	1-4
76619, 76620, 76621, 76622 76629, 76630, 76631, 76632 77495, 77496, 77497, 77498		1	1-2	1-2

DALI

COMBINAZIONE COLORI CONDUTTORI
CABLE COLOR CODING

- NERO/*BLACK* = **NEGATIVO - / *NEGATIVE -***
- ROSSO/*RED* = **POSITIVO + / *POSITIVE +***

CAVO DALI / *DALI CABLE*

- NERO / *BLACK* = **DALI 1**
- BIANCO / *WHITE* = **DALI 2**

CABLAGGIO IN SERIE | CORRENTE COSTANTE
SERIES WIRING | CONSTANT CURRENT

CC

N° MAX
DEVICES

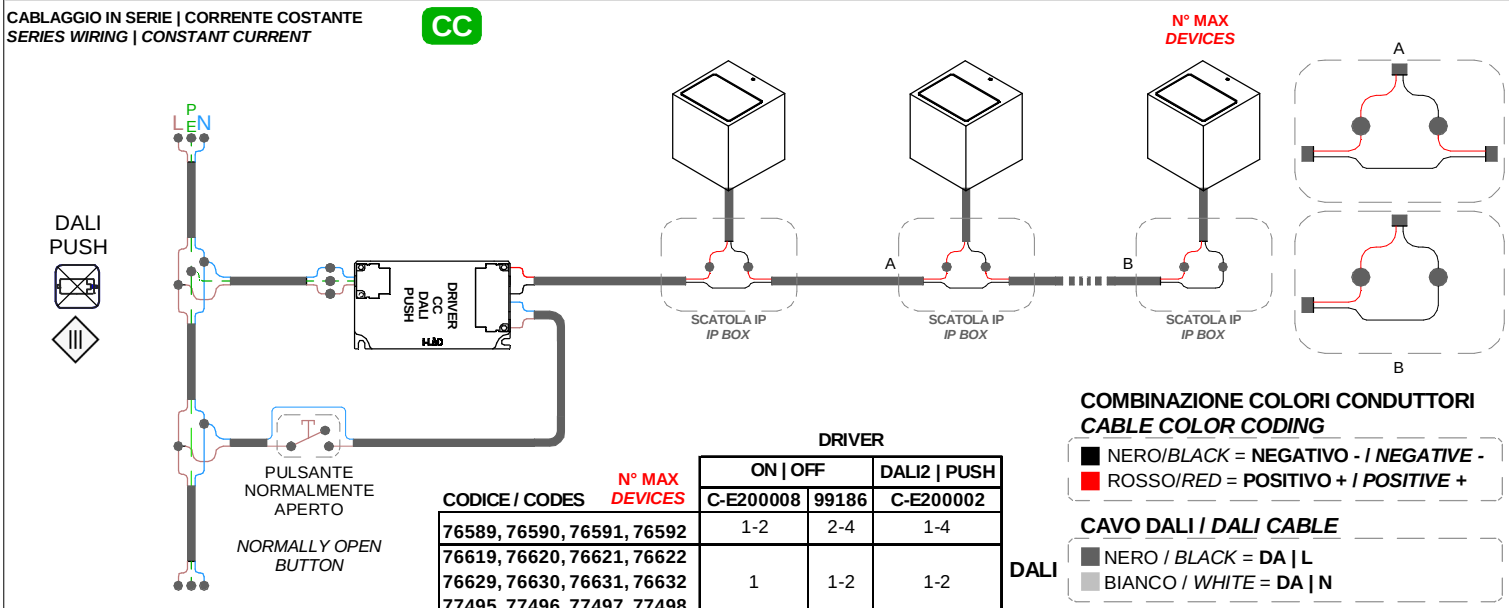

DRIVER

CODICE / CODES	N° MAX DEVICES	ON | OFF		DALI2 | PUSH
		C-E200008	99186	C-E200002
76589, 76590, 76591, 76592		1-2	2-4	1-4
76619, 76620, 76621, 76622 76629, 76630, 76631, 76632 77495, 77496, 77497, 77498		1	1-2	1-2

DALI

COMBINAZIONE COLORI CONDUTTORI
CABLE COLOR CODING

- NERO/*BLACK* = **NEGATIVO - / *NEGATIVE -***
- ROSSO/*RED* = **POSITIVO + / *POSITIVE +***

CAVO DALI / *DALI CABLE*

- NERO / *BLACK* = **DA | L**
- BIANCO / *WHITE* = **DA | N**

CABLAGGIO IN PARALLELO | *PARALLEL WIRING*
TENSIONE DI RETE | *MAINS VOLTAGE*

AC

N° MAX
DEVICES

MCB

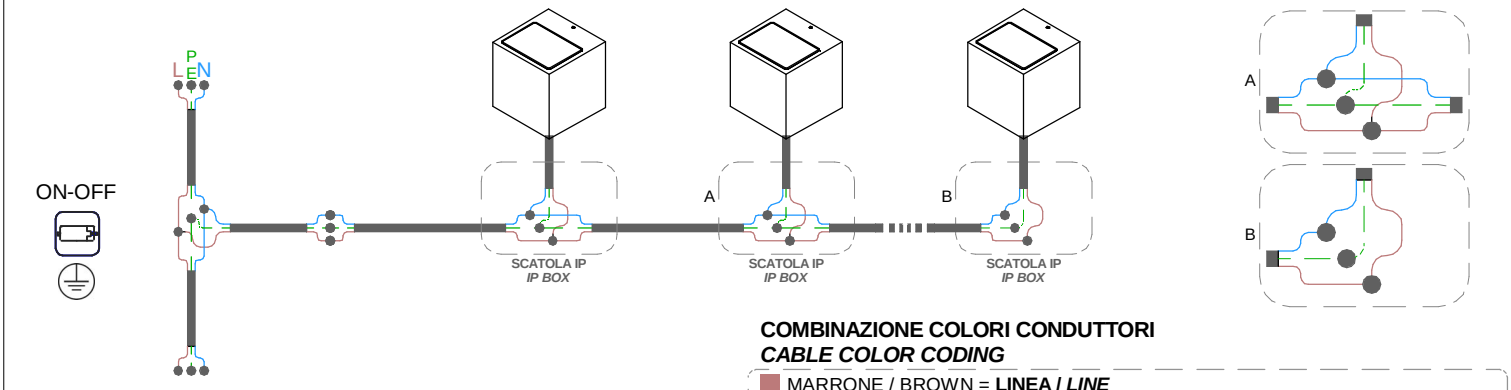

COMBINAZIONE COLORI CONDUTTORI
CABLE COLOR CODING

- MARRONE / BROWN = **LINEA / *LINE***
- AZZURRO / LIGHT BLUE = **NEUTRO / *NEUTRAL***
- GIALLO-VERDE / YELLOW-GREEN = **TERRA / EARTH CPC | PE**

SERIE / *SERIES*: CUBIT

BRAND: i-LèD

CABLAGGIO IN PARALLELO | *PARALLEL WIRING*
TENSIONE DI RETE | *MAINS VOLTAGE*

AC

N° MAX *DEVICES* **MCB**

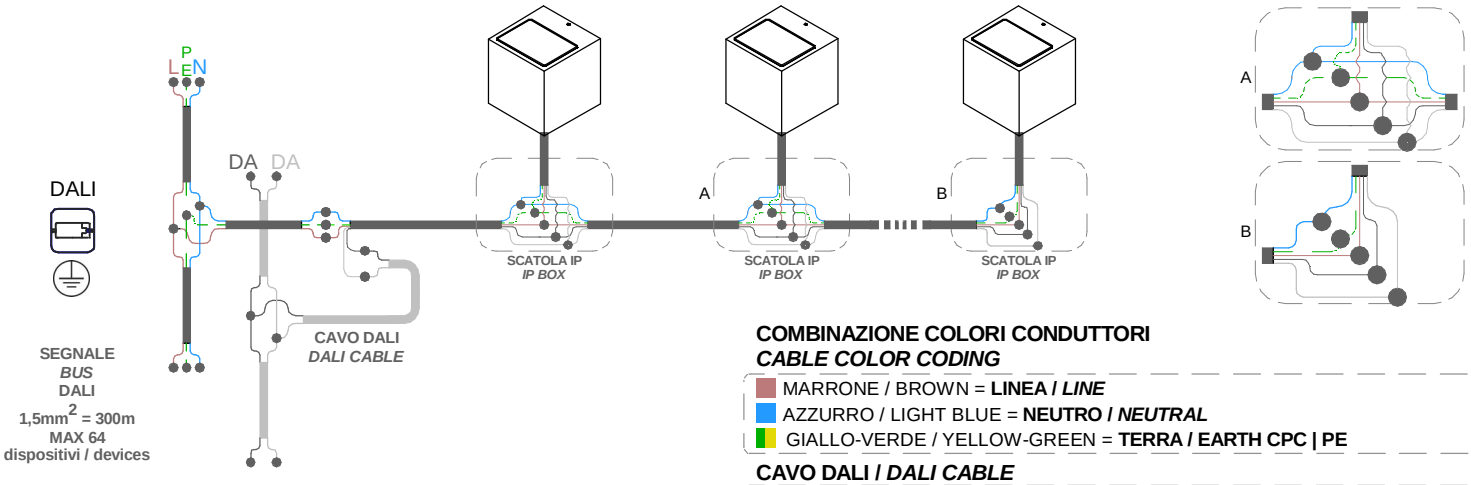

COMBINAZIONE COLORI CONDUTTORI
CABLE COLOR CODING

- MARRONE / BROWN = **LINEA / *LINE***
- AZZURRO / LIGHT BLUE = **NEUTRO / *NEUTRAL***
- GIALLO-VERDE / YELLOW-GREEN = **TERRA / EARTH CPC | PE**

CAVO DALI / *DALI CABLE*

DALI

- GRIGIO/ *GREY* = **DALI 1**
- GRIGIO CHIARO / *LIGHT GREY* = **DALI 2**

CABLAGGIO IN PARALLELO | *PARALLEL WIRING*
TENSIONE DI RETE | *MAINS VOLTAGE*

AC

N° MAX *DEVICES* **MCB**

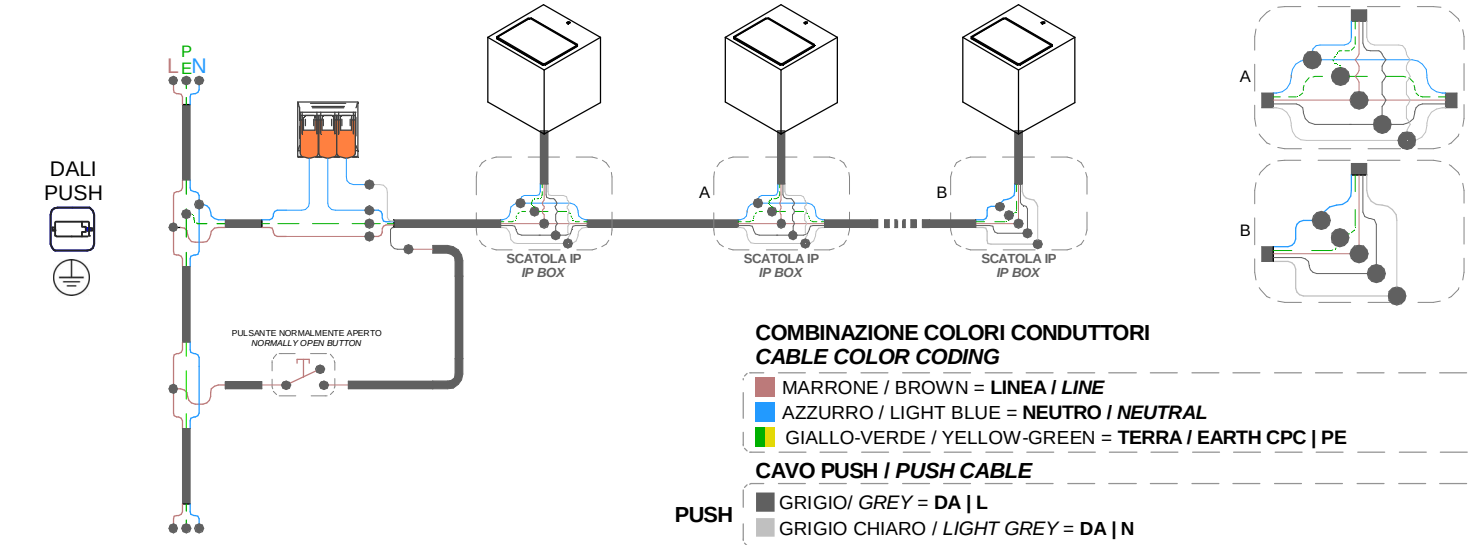

COMBINAZIONE COLORI CONDUTTORI
CABLE COLOR CODING

- MARRONE / BROWN = **LINEA / *LINE***
- AZZURRO / LIGHT BLUE = **NEUTRO / *NEUTRAL***
- GIALLO-VERDE / YELLOW-GREEN = **TERRA / EARTH CPC | PE**

CAVO PUSH / *PUSH CABLE*

PUSH

- GRIGIO/ *GREY* = **DA | L**
- GRIGIO CHIARO / *LIGHT GREY* = **DA | N**