**SERIE / *SERIES*: WARP_RJ, _QJ / QUANTUM_RJ, _QJ / VOS_RJ, QJ - EVO | 4-9-14W**

**BRAND: i-LèD**

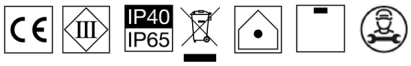


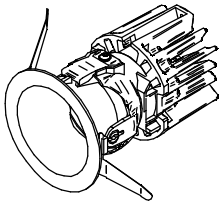

**A**

WARP-EVO_J 4/9W - Ø71mm

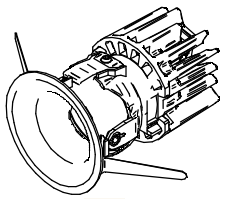

**B**

QUANTUM-EVO_J 4/9W - Ø71mm

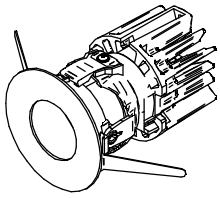

**C**

VOS-EVO_J 4/9W Ø71mm

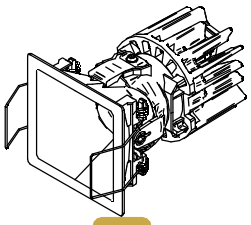

**D**

WARP Q-EVO_J 4/9W □71mm

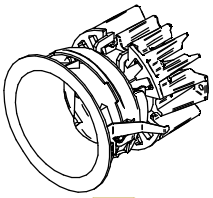

**E**

WARP-EVO 9/14W Ø99mm

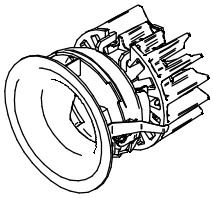

**F**

QUANTUM-EVO 9/14W Ø99mm

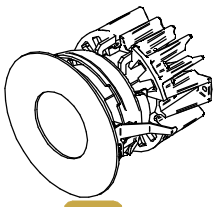

**G**

VOS-EVO 9/14W Ø105mm

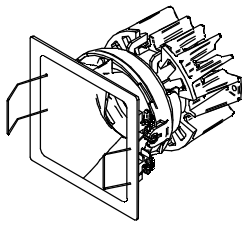

**H**

WARP Q-EVO_J 4/9W □71mm

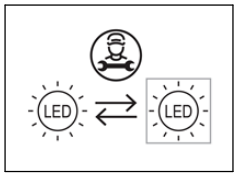


**SPECIFICHE PRODOTTI - CODICI | *PRODUCTS SPECIFICATION - CODES***

| CODE | Type | Module ø [mm] | Dimensions [mm] | Drywall cutout [mm] | Power DC [W] | Input Voltage [V] | Input Current [mA] | Weight [Kg] | Safety Class | IP BACK | IP FRONT | CRI | CCT [°K] - Energy Class | | | N° Light Source |
|---|---|---|---|---|---|---|---|---|---|---|---|---|---|---|---|---|
| | | | | | | | | | | | | | 2700 | 3000 | 4000 | |
| C00258 | WARP_RJ EVO | ø60 | ø71 x 101 | ø64 | 9 | 12 | 700 | 0,3 | 3 | 40 | 65 | 90 | F | E | E | 1 |
| C00260 | | | | | | | | | | | | | F | E | E | |
| C00271 | | | | | 4 | 12 | 350 | | | | | | F | F | F | |
| C00272 | | | | | | | | | | | | | F | F | F | |
| C00632 | QUANTUM_RJ EVO | ø60 | ø71 x 100 | ø64 | 9 | 12 | 700 | 0,3 | | | | | F | E | E | |
| C00633 | | | | | | | | | | | | | F | E | E | |
| C00634 | | | | | 4 | 12 | 350 | | | | | | F | F | F | |
| C00635 | | | | | | | | | | | | | F | F | F | |
| C00613 | VOS_RJ EVO | ø60 | ø71 x 102 | ø64 | 9 | 12 | 700 | 0,3 | | | | | F | E | E | |
| C00624 | | | | | | | | | | | | | F | E | E | |
| C00630 | | | | | 4 | 12 | 350 | | | | | | F | F | F | |
| C00631 | | | | | | | | | | | | | F | F | F | |
| C00697 | WARP_QJ EVO | ø60 | □71 x 102 | □64 | 9 | 12 | 700 | 0,3 | | | | | F | E | E | |
| C00698 | | | | | | | | | | | | | F | E | E | |
| C00699 | | | | | 4 | 12 | 350 | | | | | | F | F | F | |
| C00700 | | | | | | | | | | | | | F | F | F | |
| C00636 | WARP_RJ EVO | ø88 | ø99 x 104 | ø92 | 14 | 36 | 400 | 0,3 | | | | | F | F | E | |
| C00637 | | | | | | | | | | | | | F | F | E | |
| C00638 | | | | | 9 | 12 | 700 | | | | | | F | E | E | |
| C00639 | | | | | | | | | | | | | F | E | E | |
| C00644 | QUANTUM_RJ EVO | ø88 | ø99 x 103 | ø89 | 14 | 36 | 400 | 0,3 | | | | | F | F | E | |
| C00645 | | | | | | | | | | | | | F | F | E | |
| C00646 | | | | | 9 | 12 | 700 | | | | | | F | E | E | |
| C00647 | | | | | | | | | | | | | F | E | E | |
| C00640 | VOS_RJ EVO | ø88 | ø105 x 104 | ø92 | 14 | 36 | 400 | 0,3 | | | | | F | F | E | |
| C00641 | | | | | | | | | | | | | F | F | E | |
| C00642 | | | | | 9 | 12 | 700 | | | | | | F | E | E | |
| C00643 | | | | | | | | | | | | | F | E | E | |
| C00701 | WARP_QJ EVO | ø88 | □99 x 109 | □91 | 14 | 36 | 400 | 0,3 | | | | | F | F | E | |
| C00702 | | | | | | | | | | | | | F | F | E | |
| C00703 | | | | | 9 | 12 | 700 | | | | | | F | E | E | |
| C00704 | | | | | | | | | | | | | F | E | E | |

**SERIE / *SERIES*: WARP_RJ, _QJ / QUANTUM_RJ, _QJ / VOS_RJ, QJ - EVO | 4-9-14W**

**BRAND: i-LèD**

**A**

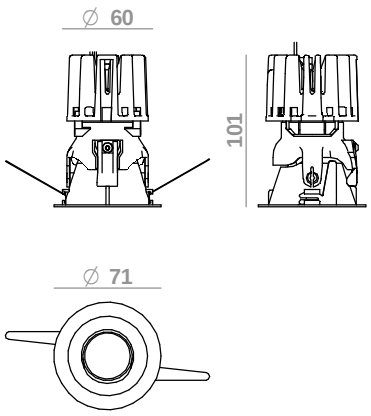


**B**

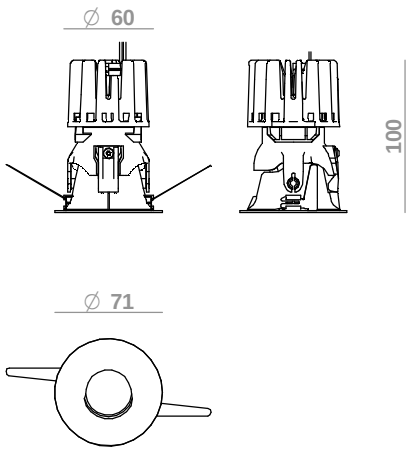


**C**

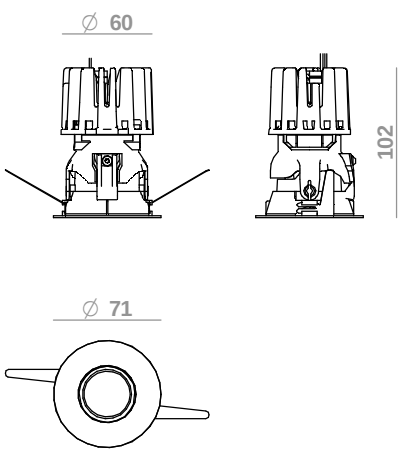


**D**

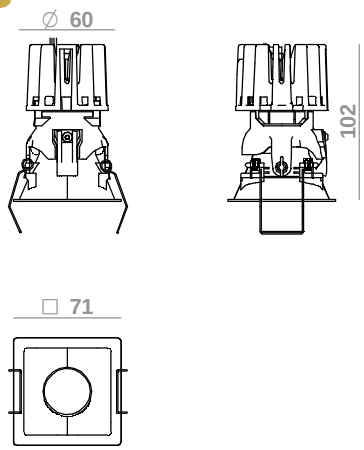


**E**

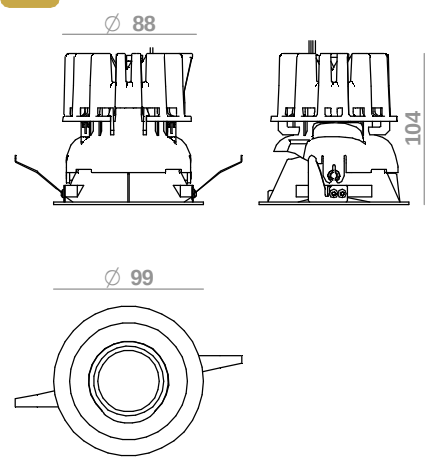


**F**

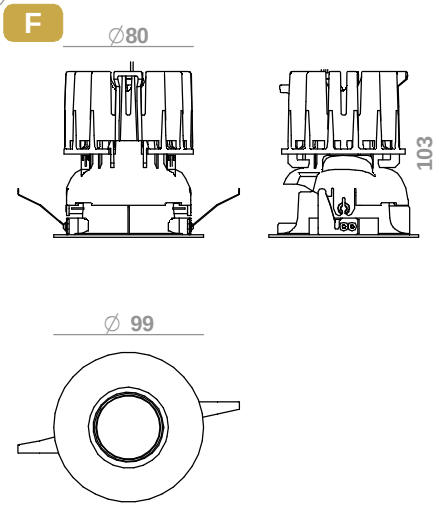


**G**

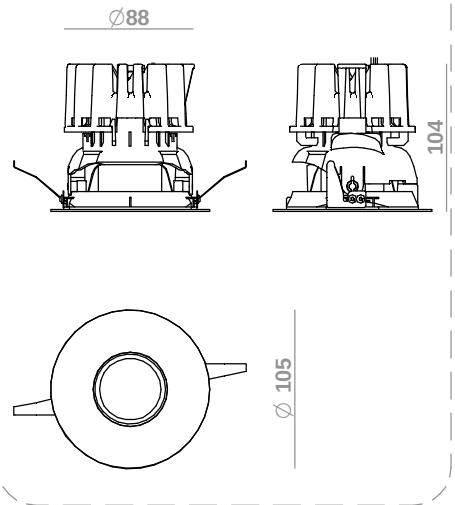


**H**

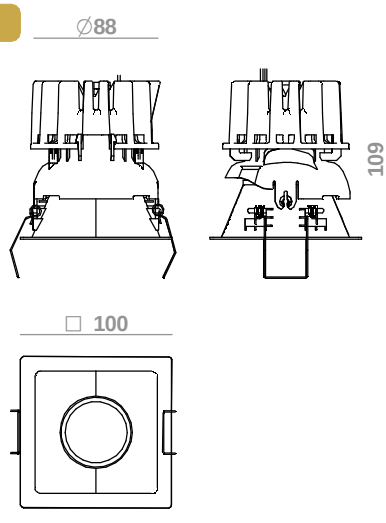


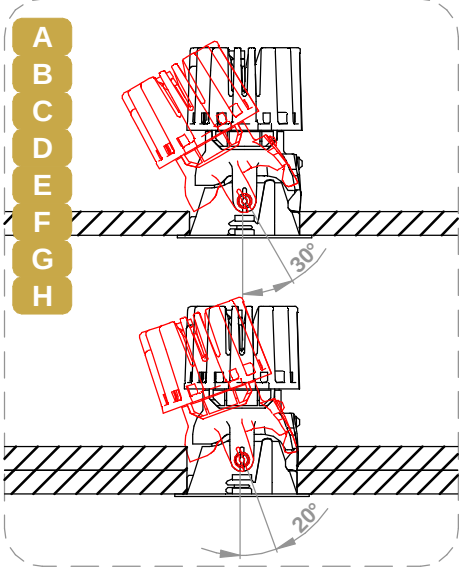

**SERIE / *SERIES*: WARP_RJ, _QJ / QUANTUM_RJ, _QJ / VOS_RJ, QJ - EVO | 4-9-14W**

**BRAND: i-LèD**

***SEGUIRE* | *FOLLOW* | MANUALE INSTRUZIONE | *INSTRUCTION MANUAL*** **LED-FGIXXX or FGIXXXX**

**ACCESSORI NON INCLUSI | *NOT INCLUDED ACCESSORIES***

**KIT FRONTALE**
***FRONT ELEMENT***
***VOS_RJ***

**ϕ 71**

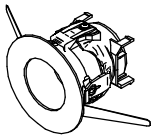

**C-K400083**
**C-K400084**
**C-K400108**
**C-K400200**

**KIT FRONTALE**
***FRONT ELEMENT***
***VOS_RJ***

**ϕ 99**

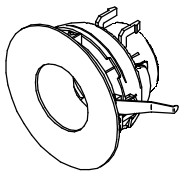

**C-K400085**
**C-K400086**
**C-K400102**
**C-K400201**

**KIT FRONTALE**
***FRONT ELEMENT***
***QUANTUM_RJ***

**ϕ 71**

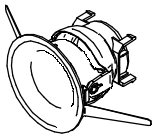

**C-K400087**
**C-K400088**
**C-K400110**
**C-K400204**

**KIT FRONTALE**
***FRONT ELEMENT***
***QUANTUM_RJ***

**ϕ 99**

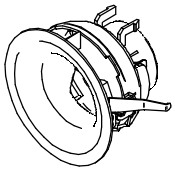

**C-K400089**
**C-K400090**
**C-K400104**
**C-K400205**

**KIT FRONTALE**
***FRONT ELEMENT***
***WARP_RJ***

**ϕ 71**

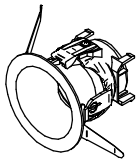

**C-K400081**
**C-K400082**
**C-K400028**
**C-K400208**

**KIT FRONTALE**
***FRONT ELEMENT***
***WARP_RJ***

**ϕ 99**

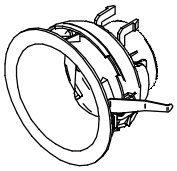

**C-K400091**
**C-K400092**
**C-K400114**
**C-K400209**

**KIT FRONTALE**
***FRONT ELEMENT***
***WARP_QJ***
**□ *71***

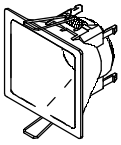

**C-K400032**
**C-K400033**
**C-K400112**
**C-K400210**

**KIT FRONTALE**
***FRONT ELEMENT***
***WARP_QJ***
**□ 99**

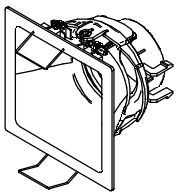

**C-K400095**
**C-K400096**
**C-K400106**
**C-K400213**

**KIT OTTICA**
***OPTICS KIT***
**MODULO**
***MODULE***

***ϕ 60***



**83370**
**83371**
**83372**

**KIT OTTICA**
***OPTICS KIT***
**MODULO**
***MODULE***

***ϕ 88***



**83382**
**83383**
**83384**

**FILTRI | *FILTERS***
**HONEY COMB**
**FILTRO ELLITTICO | *ELLIPTIC FILTER***
**FILTRO ESTETICO | *AESTHETIC FILTER***
**MODULE**

**ϕ 60**

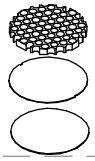

**83367**
**83368**
**83369**

**FILTRI | *FILTERS***
**HONEY COMB**
**FILTRO ELLITTICO | *ELLIPTIC FILTER***
**FILTRO ESTETICO | *AESTHETIC FILTER***
**MODULE**

**ϕ 88**

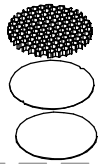

**83379**
**83380**
**83381**

***CONTROCASSA***
***RECESSA***
***RECESSED CASING***
***VOR_RJ***

**ϕ 71**



**99849**

**LED-FGI781**

***CONTROCASSA***
***RECESSA***
***RECESSED CASING***
***VOR_RJ***

**ϕ 105**

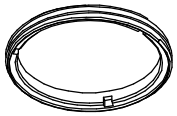

**99849**

**LED-FGI781**

**SERIE / *SERIES*: WARP_RJ, _QJ / QUANTUM_RJ, _QJ / VOS_RJ, QJ - EVO | 4-9-14W**

**BRAND: i-LèD**

A B C D E F G H

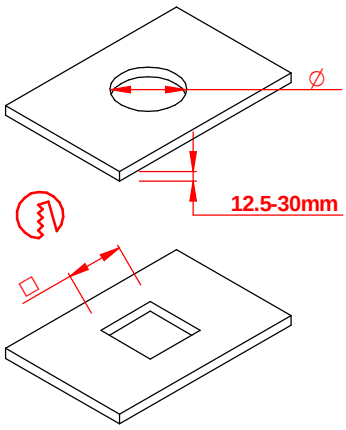


**SEGUIRE TABELLA PAG.1**
***SEE TABLE PAG.1***

A B C D E F G H

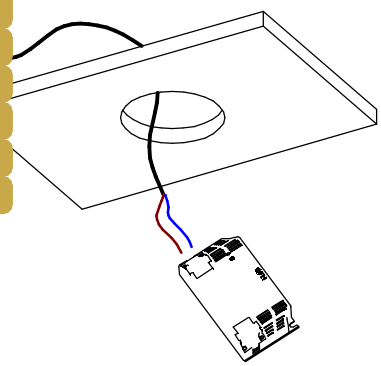


A B C D E F G H

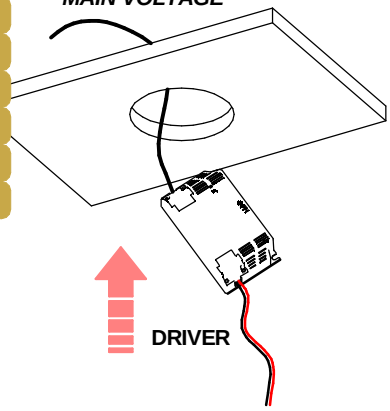


A B C D E F G H

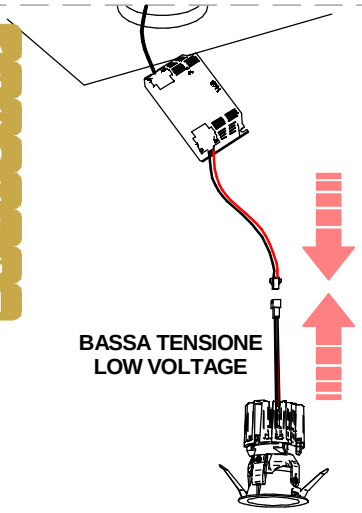


A B C D E F G H

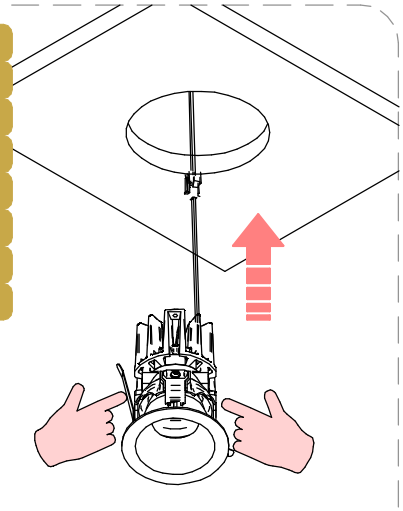

A B C D E F G H

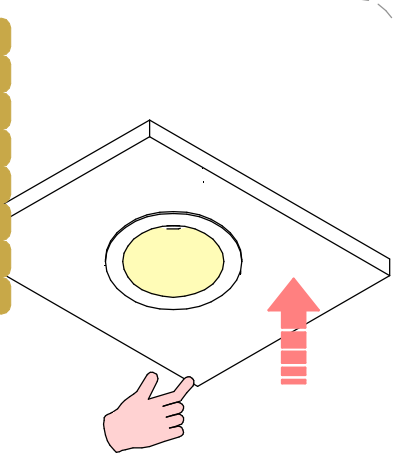

**PER BASCULARE IL CORPO DELL'ARTICOLO, PREMERE SULLO SCHERMO TRASPARENTE NELLA PARTE OPPOSTA AL SENSO DI INCLINAZIONE, APPLICARE LO STESSO PRINCIPIO PER TORNARE ALLA POSZIONE DI PARTENZA. PER BLOCCARE L'INCLINAZIONE PRIMA PORTARLA AL MASSIMO, SUCCESSIVAMENTE SPINGERE LO SCHERMO TRASPARENTE FINO A TROVARE L'INCLINAZIONE GRADITA**

***IN ORDER TO TILT THE FITTING PUSH ON THE TRANSPARENT SCREEN, APPLING THE PRESSURE TO THE OPPOSITE SIDE OF THE TILTING DIRECTION, APPLY THE SAMPE PRINCIPLE TO RETURN TO THE INITIAL POSITION. TO LOCK THE TILT, FIRST BRING IT TO THE MAXIMUM, THEN PUSH THE TRANSPARENT SCREEN UNTIL YOU FIND THE DESIRED TILT.***

A B C D E F G H

**DIREZIONE DI ROTAZIONE**
***ROTATION DIRECTION***



**AREASU CUI APPLICARE PRESSIONE**
***PRESSURE APPLICATION AREA***

A B C D E F G H

**DIREZIONE DI ROTAZIONE**
***ROTATION DIRECTION***



**AREASU CUI APPLICARE PRESSIONE**
***PRESSURE APPLICATION AREA***

**SERIE / *SERIES*: WARP_RJ, _QJ / QUANTUM_RJ, _QJ / VOS_RJ, QJ - EVO | 4-9-14W**

**BRAND: i-LèD**

PREMERE I DENTINI CHE SPORGONO DALLA BASE DEL RADIATORE PER SGANCIARE IL CORPO FRONTALE.

*PUSH THE SNAPS COMING OUT THE RADIATOR BASEIN ORDER TO UNLOCK THE FRONTAL BODY*

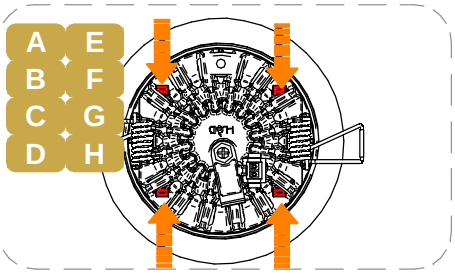


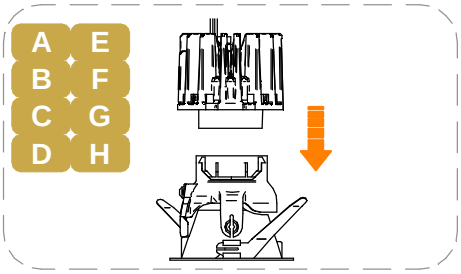


1) RUOTARE IN SENSO ORARIO LA LENTE PER SGANCIARLA DALL'HOLDER
2) RIMUOVERE LO SCHERMO TRASPARENTE E INSERIRE/RIMUOVERE SOSTITUIRE L'HONEYCOMB O IL FILTRO.
*1) CLOCKWISE ROTATE THE LENS TO UNLOCK IT FROM THE HOLDER*
*2) REMOVE THE TRASPARENT CYLINFRICAL SCREEN IN ORDER TO APPLY/REMOVE/SUBSTITUTE THE HONEYCOMB OR THE FILTER*

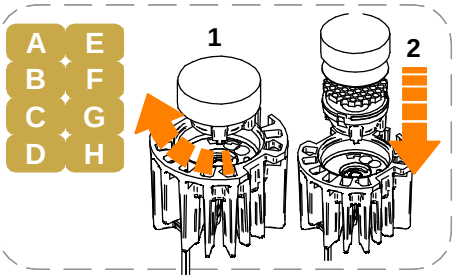


PER INSTALLARE IL FILTRO ELITTICO FARE ATTENZIONE LE MARCATURE A LATO,
I QUALI SONO POSTI IN LINEA CON LA DIREZIONE DELLA LUCE.
*BEFORE TO INSTALL THE ELLIPTICAL FILTER, MIND THE SEMICIRCLES ON THE SIDES; THESE ARE PLACED IN LINE WITH LIGHT DIRECTION.*

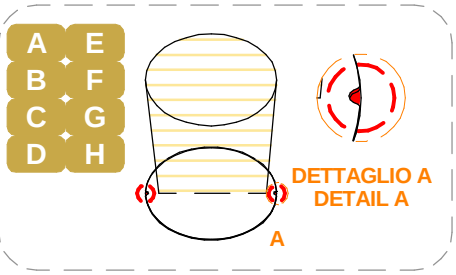


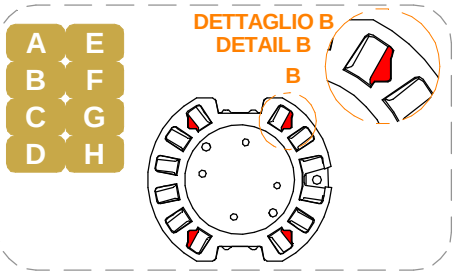


RIPOSIZIONARE IL CORPO FRONTALE FACENDO ATTENZIONE A POSIZIONARE GLI ATTACCHI NEI VANI CONTASSEGANTI IN ROSSO. LA PARTE FRONTALE PUÒ ESSERE SOSTITUITA CON LE ALTRE VERSIONI DELLA FAMIGLIA EVO DI PARI POTENZA.
*RIPOSIZIONARE IL CORPO FRONTALE FACENDO ATTENZIONE A POSIZIONARE GLI ATTACCHI NEI VANI CONTASSEGANTI IN ROSSO. LA PARTE FRONTALE PUÒ ESSERE SOSTITUITA CON LE ALTER VERSIONI DELLA FAMIGLIA EVO DI PARI POTENZA.*

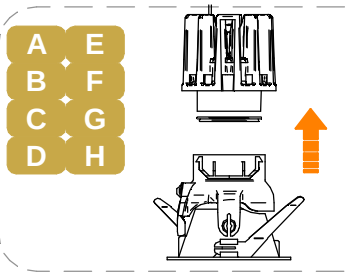


## CABLAGGIO / *WIRING*

**1**

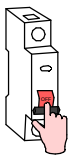

TUTTE LE OPERAZIONI DI COLLEGAMENTO ALLA RETE ELETTRICA DEVONO ESSERE CONDOTTE IN MANCANZA DI TENSIONE

*ALL THE WIRING OPERATION MUST BE PERFORMED WITH MCB IN OFF POSITION*

**2**



SE IL PRODOTTO E' DEFINITO IN CLASSE 1, IL CONDUTTORE DI MESSA A TERRA DI PROTEZIONE DEVE ESSERE SEMPRE COLLEGATO

*IF THE FITTING IS CLASS 1 RATED, THE CPC | EARTH | PE CONDUCTOR MUST BE CONNECTED*

**3**

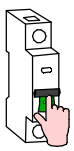

SE L'IMPIANTO E' STATO COMPLETATO ED E' IN SICUREZZA, PUO' ESSERE ALIMENTATO

*WHEN THE CIRCUIT IS COMPLETED AND SAFE, MCB CAN BE SET IN ON POSITION*

SE IL PRODOTTO E' DEFINITO IN CLASSE 3, IL CIRCUITO SECONDARIO A BASSA TENSIONE DEVE ESSERE COLLEGATO ALL'ALIMENTATORE PRIMA CHE QUESTO SIA SOTTO TENSIONE

*IF THE FITTING IS CLASS 3 RATED, THE LOW VOLTAGE CIRCUIT MUST BE WIRED BEFORE THE POWER SUPPLY IS POWERED ON*

SE IL CARICO VENISSE COLLEGATO AD ALIMENTATORE SOTTO TENSIONE, I PRODOTTI POTREBBERO DANNEGGIARSI, SUBENDO UN DANNO DA SOVRATENSIONE
*IF THE LOAD IS WIRED TO AN ALREADY ON POWER SUPPLY, THE FITTINGS COULD BE DAMAGED BY VOLTAGE SURGE*

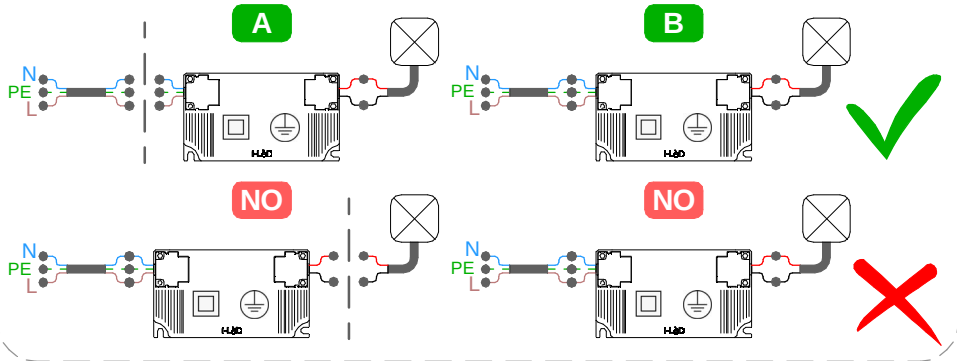

**SERIE / *SERIES*: WARP_RJ, _QJ / QUANTUM_RJ, _QJ / VOS_RJ, QJ - EVO | 4-9-14W**

**BRAND: i-LED**

MARRONE / BROWN = LINEA / *LINE*
AZZURRO / LIGHT BLUE = NEUTRO / *NEUTRAL*
GIALLO-VERDE / YELLOW-GREEN = TERRA / EARTH CPC | PE

**TIPO DI CONNESSIONE**
***TYPE OF CONNECTION***

**X: Se il cavo flessibile esterno di questo apparecchio è danneggiato, deve essere sostituito da un cavo speciale, disponibile esclusivamente presso il fabbricante, o il suo servizio di assistenza.**
***X: If the external flexible cable of this appliance is dameged, it must be replaced with a special cable, which is only avaible from the manufacturer or its service department.***

**Y: Se il cavo flessibile esterno di questo apparecchio è danneggiato, deve essere sostituito esclusivamente dal fabbricante, dal suo servizio di assistenza o da personale qualificato equivalente, al fine di evitare pericoli.**
***Y: If the external flexible cable of this appliance is dameged, it must only be replaced by the manufacturer, its service department or equivalent qualified personell in order to avoid danger.***

**Z: Il cavo flessibile esterno di questo apparecchio non può essere sostituito; se il cavo è danneggiato l'apparecchio deve essere distrutto.**
***Z: The external flexible cable fo this appliance cannot be replaced; if the cable is dameged, the appliance must be destroyed.***

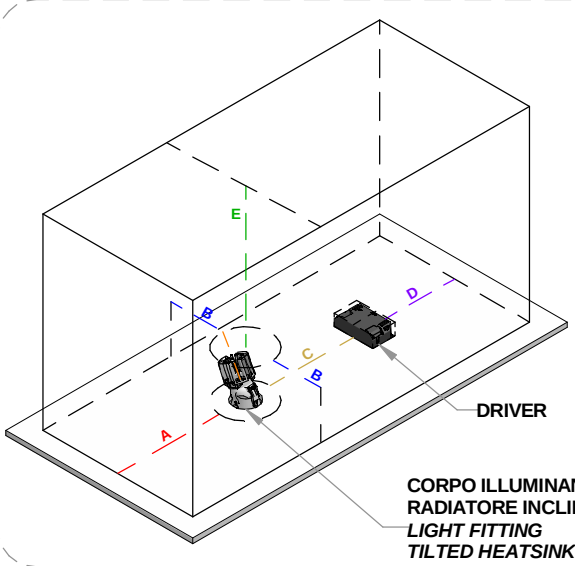


**PER UN'INSTALLAZIONE SICURA, E' OBBLIGATORIO SEGUIRE LE DISTANZE SPECIFICATE**

***IT'S MANDATORY TO FOLLOW THESE DIMENSIONS FOR A SAFE INSTALLATION***

| DIM. | [mm] |
|---|---|
| A | 100 |
| B | 100 |
| C | 100 |
| D | 100 |
| E | 100 |

CC **N° MAX** ***DEVICES***

**N° DI PRODOTTI PER ALIMENTATORE**
***N° OF LIGHT FITTINGS PER DRIVER***

| | ON OFF | | | | | 0/1-10V | | | DALI 2 PUSH | | | |
|---|---|---|---|---|---|---|---|---|---|---|---|---|
| **CODICE** *CODE* | **99145** | **99375** | **99735** | **99147** | **99734** | **C-E100010** | **99733** | **99732** | **C-E100011** | **C-E100012** | **C-E100016** | **83322** |
| **C00258** | | | 1 | 2-3 | | | 1 | | | 1 | 2-3 | |
| **C00260** | | | 1 | 2-3 | | | 1 | | | 1 | 2-3 | |
| **C00271** | 1 | 3-2 | | | | 1 | | | 1 | | | |
| **C00272** | 1 | 3-2 | | | | 1 | | | 1 | | | |
| **C00632** | | | 1 | 2-3 | | | 1 | | | 1 | 2-3 | |
| **C00633** | | | 1 | 2-3 | | | 1 | | | 1 | 2-3 | |
| **C00634** | 1 | 3-2 | | | | 1 | | | 1 | | | |
| **C00635** | 1 | 3-2 | | | | 1 | | | 1 | | | |
| **C00613** | | | 1 | 2-3 | | | 1 | | | 1 | 2-3 | |
| **C00624** | | | 1 | 2-3 | | | 1 | | | 1 | 2-3 | |
| **C00630** | 1 | 3-2 | | | | 1 | | | 1 | | | |
| **C00631** | 1 | 3-2 | | | | 1 | | | 1 | | | |
| **C00697** | | | 1 | 2-3 | | | 1 | | | 1 | 2-3 | |
| **C00698** | | | 1 | 2-3 | | | 1 | | | 1 | 2-3 | |
| **C00699** | 1 | 3-2 | | | | 1 | | | 1 | | | |
| **C00700** | 1 | 3-2 | | | | 1 | | | 1 | | | |
| **C00636** | | | | | 1 | | | 1 | | | | 1 |
| **C00637** | | | | | 1 | | | 1 | | | | 1 |
| **C00638** | | | 1 | 2-3 | | | 1 | | | 1 | 2-3 | |
| **C00639** | | | 1 | 2-3 | | | 1 | | | 1 | 2-3 | |
| **C00644** | | | | | 1 | | | 1 | | | | 1 |
| **C00645** | | | | | 1 | | | 1 | | | | 1 |
| **C00646** | | | 1 | 2-3 | | | 1 | | | 1 | 2-3 | |
| **C00647** | | | 1 | 2-3 | | | 1 | | | 1 | 2-3 | |
| **C00640** | | | | | 1 | | | 1 | | | | 1 |
| **C00641** | | | | | 1 | | | 1 | | | | 1 |
| **C00642** | | | 1 | 2-3 | | | 1 | | | 1 | 2-3 | |
| **C00643** | | | 1 | 2-3 | | | 1 | | | 1 | 2-3 | |
| **C00701** | | | | | 1 | | | 1 | | | | 1 |
| **C00702** | | | | | 1 | | | 1 | | | | 1 |
| **C00703** | | | 1 | 2-3 | | | 1 | | | 1 | 2-3 | |
| **C00704** | | | 1 | 2-3 | | | 1 | | | 1 | 2-3 | |

**SERIE / *SERIES*: WARP_RJ, _QJ / QUANTUM_RJ, _QJ / VOS_RJ, QJ - EVO | 4-9-14W**

**BRAND: i-LèD**

**CABLAGGIO IN SERIE | CORRENTE COSTANTE**
***SERIES WIRING | CONSTANT CURRENT***

CC

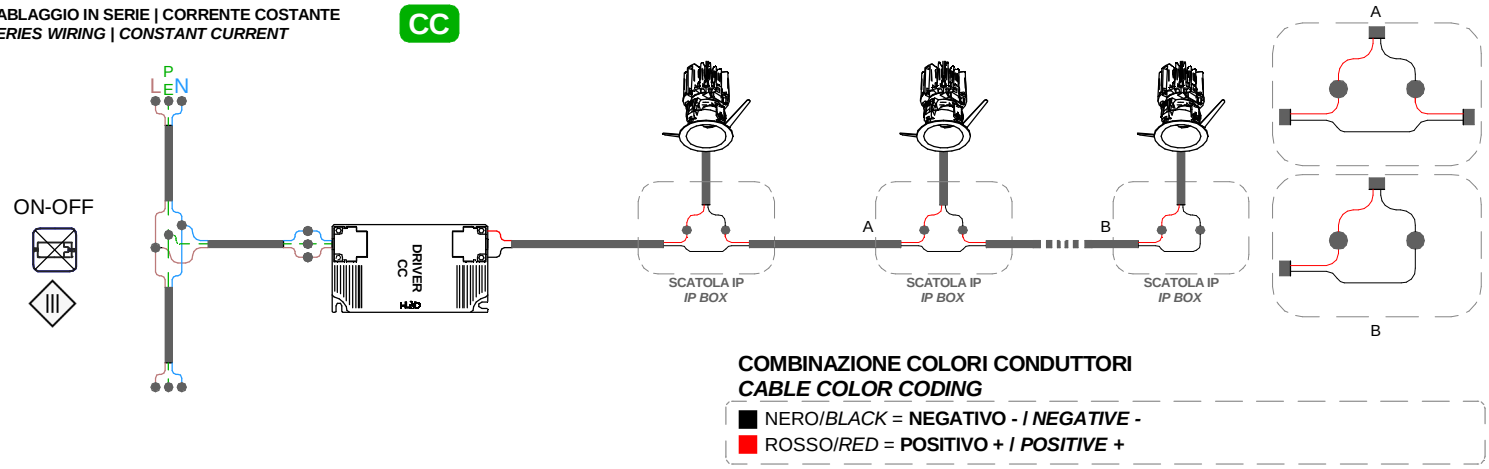


**COMBINAZIONE COLORI CONDUTTORI**
***CABLE COLOR CODING***

- NERO/*BLACK* = **NEGATIVO - / *NEGATIVE* -**
- ROSSO/*RED* = **POSITIVO + / *POSITIVE* +**

**CABLAGGIO IN SERIE | CORRENTE COSTANTE**
***SERIES WIRING | CONSTANT CURRENT***

CC

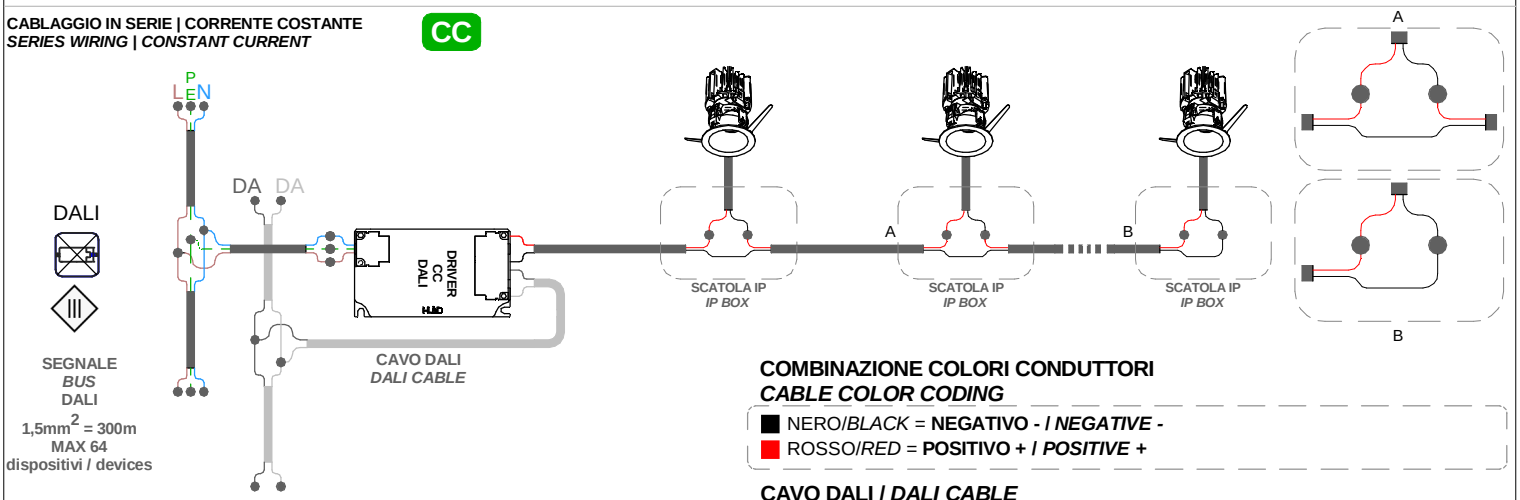


**COMBINAZIONE COLORI CONDUTTORI**
***CABLE COLOR CODING***

- NERO/*BLACK* = **NEGATIVO - / *NEGATIVE* -**
- ROSSO/*RED* = **POSITIVO + / *POSITIVE* +**

**CAVO DALI / *DALI CABLE***

**DALI**
- NERO / *BLACK* = **DALI 1**
- BIANCO / *WHITE* = **DALI 2**

**CABLAGGIO IN SERIE | CORRENTE COSTANTE**
***SERIES WIRING | CONSTANT CURRENT***

CC

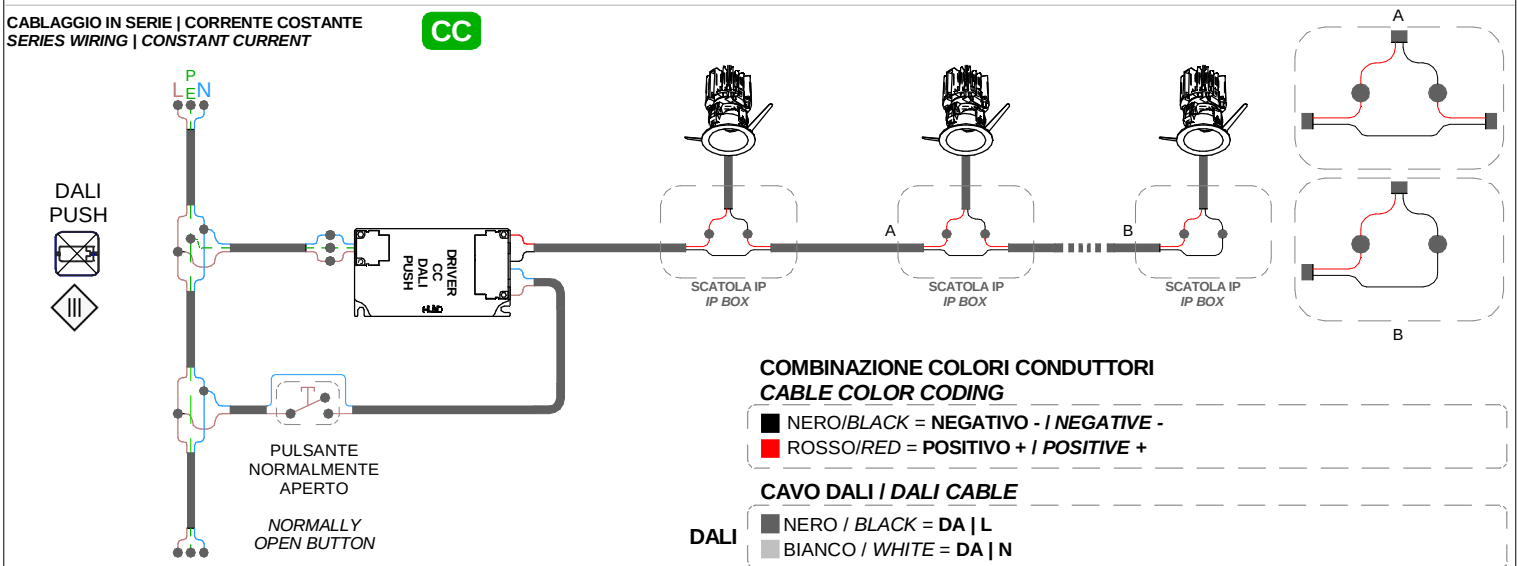


**COMBINAZIONE COLORI CONDUTTORI**
***CABLE COLOR CODING***

- NERO/*BLACK* = **NEGATIVO - / *NEGATIVE* -**
- ROSSO/*RED* = **POSITIVO + / *POSITIVE* +**

**CAVO DALI / *DALI CABLE***

**DALI**
- NERO / *BLACK* = **DA | L**
- BIANCO / *WHITE* = **DA | N**